

# System Components



[www.topconpa.com](http://www.topconpa.com)

 **TOPCON**  
Precision Agriculture



# System 110



*GX-45 Console*



*SGR-1 Receiver*



# ***System 110***

## ***Base Kit***



*GX-45 Console*

*SGR-1 Receiver*

### **Contents**

- AGA4612



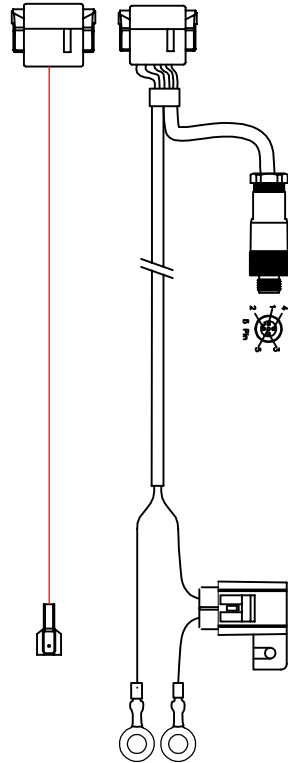
PART NO: AGA4612



PART OF ASSY:

ITEM	QTY	MATERIAL/DESCRIPTION	DWG. NO.	CODE
1	1	SYSTEM 110/150 CONSOLE KIT	X	A3636
2	1	SYSTEM 110 LIGHTBAR KIT	X	A3640
3	1	KIT, SGR-1 RECEIVER BASE (GX45)	X	AGA4266

①



②



③



REV	DATE	ECO NO.	DESCRIPTION OF CHANGE	DRWN	APPR'D	MATERIAL	MACHINING TOLERANCES	DRAWN	DATE	PART OF ASSY:	PART NO:	PROJECT:	SHEET SIZE
1.0	16/08/11		Production Release	KL			X, +/-1 X.XX +/-0.2 X.XX AS STATED ANGULAR ±0.25°	KL	16/08/11		AGA4612		A3
							HARNES TOLERANCES 0-200 +5/-3 300-1000 +10/-5 1000-3000 +20/-10 3000-5000 +40/-20 STRIP LENGTHS +0.5/-0				KIT, SYSTEM 110/SGR-1		N/A
													SHEET 1 OF 1
											003604	SECURITY CLASS CONFIDENTIAL	REV 1.0

**TOPCON** Precision Agriculture  
14 PARK WAY MAWSON LAKES SOUTH AUSTRALIA 5095  
PH: +61(0)882033300 FAX: +611300307205 EMAIL: info@topcon.com www.topcon.com

DRAWING STANDARD AS1100

COPYRIGHT: THIS DRAWING IS THE PROPERTY OF TOPCON PRECISION AGRICULTURE. IT MAY NOT BE REPRODUCED IN WHOLE OR IN PART WITHOUT THEIR WRITTEN PERMISSION.

UNLESS OTHERWISE STATED, ALL PRINTED COPIES OF THIS DOCUMENT ARE UNCONTROLLED. REFER TO DRAWING REGISTER FOR LATEST RELEASE.



# ***System 110***

## ***Options***



*GX-45 Console*

*SGR-1 Receiver*

### **Contents**

- AGA3449
- AGA3903
- AGA3906



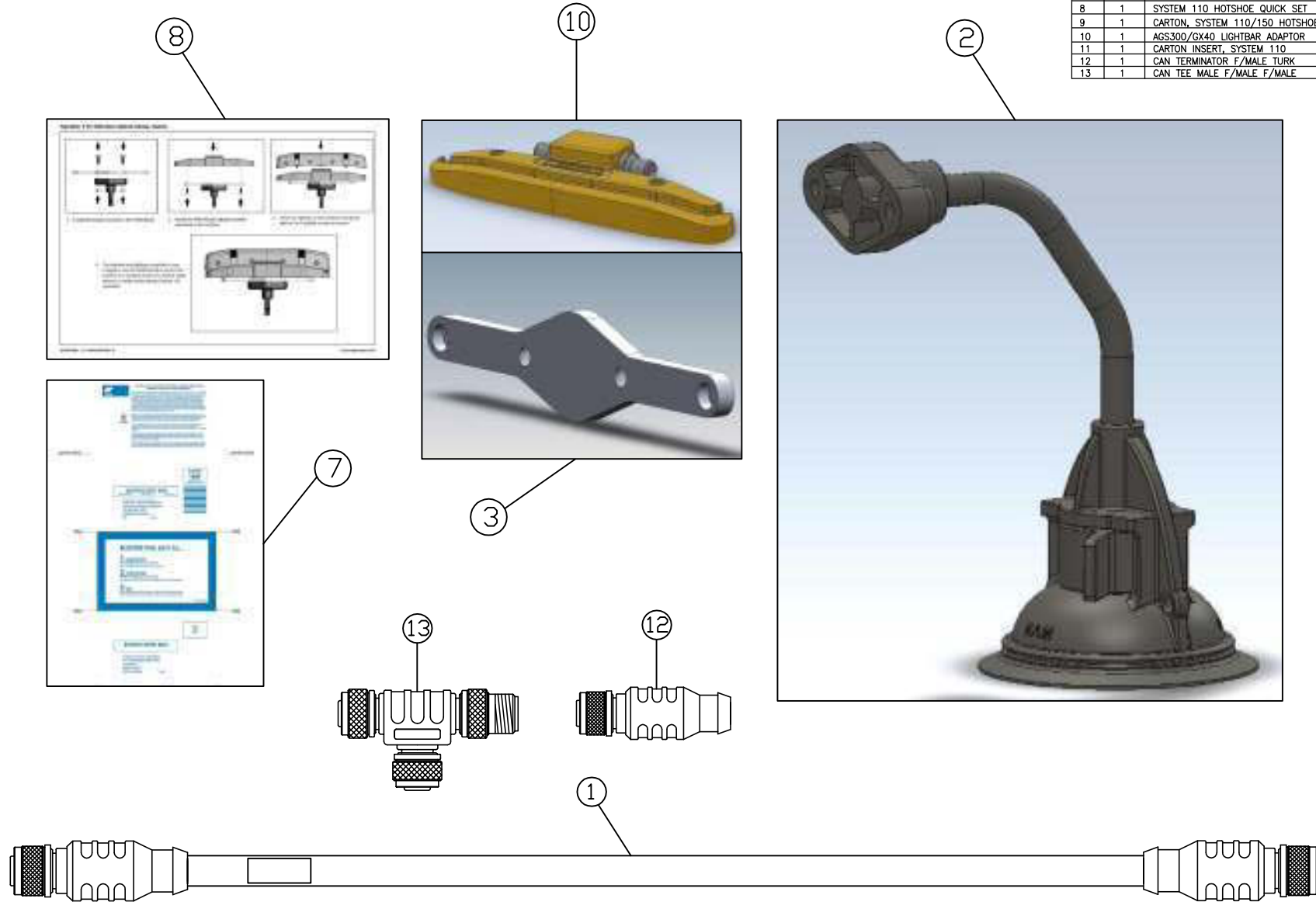


PART NO: A3499



PART OF ASSY:

ITEM	QTY	MATERIAL/DESCRIPTION	DWG. NO.	CODE
1	1	CAN EXT 3M F/MALE- F/MALE TURK	X	A3656
2	1	SUCTION CUP MOUNT W/6INCH ARM	X	B140
3	1	HOTSHOE ADAPTOR KIT	X	M280
4	2	M5x0.8x10 LOW HEAD SHCS	X	F423
5	2	M4x0.7x10 LOW HEAD SHCS	X	F424
6	2	NUT M5 NYLOC SS	X	F291
7	1	WARRANTY CARD, AG UNIVERSAL	X	AGW289
8	1	SYSTEM 110 HOTSHOE QUICK SET	X	A3708
9	1	CARTON, SYSTEM 110/150 HOTSHOE	X	Z268
10	1	AGS300/GX40 LIGHTBAR ADAPTOR	X	9192-2000
11	1	CARTON INSERT, SYSTEM 110	X	Z276
12	1	CAN TERMINATOR F/MALE TURK	X	Y1071
13	1	CAN TEE MALE F/MALE F/MALE	X	Y1072



REV	DATE	ECO NO.	DESCRIPTION OF CHANGE	DRWN	APPR'D	MATERIAL	MACHINING TOLERANCES	DRAWN	DATE	PART OF ASSY:	PART NO:	PROJECT:	SHEET SIZE
1.0	24/08/11	781	PRODUCTION RELEASE	KL			X, +/-1 X.XX +/-0.2 X.XX AS STATED ANGULAR ±0.25°	KL	22/08/11		A3449	2102	A3
						FINISH	HARNES TOLERANCES 0-200 +5/-3 300-1000 +10/-5 1000-3000 +20/-10 3000-5000 +40/-20 STRIP LENGTHS +0.5/-0				TITLE: KIT, SYSTEM 110 HOTSHOE		SCALE N/A
													SHEET 1 OF 1
											DRAWING NO: 003692	SECURITY CLASS CONFIDENTIAL	REV 1.0

**TOPCON** Precision Agriculture  
 14 PARK WAY MAWSON LAKES SOUTH AUSTRALIA 5095  
 PH:+61(0)882033300 FAX:+611300307205  
 EMAIL:info@topcon.com www.topcon.com

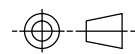
COPYRIGHT: THIS DRAWING IS THE PROPERTY OF TOPCON PRECISION AGRICULTURE. IT MAY NOT BE REPRODUCED IN WHOLE OR IN PART WITHOUT THEIR WRITTEN PERMISSION.

UNLESS OTHERWISE STATED, ALL PRINTED COPIES OF THIS DOCUMENT ARE UNCONTROLLED. REFER TO DRAWING REGISTER FOR LATEST RELEASE.

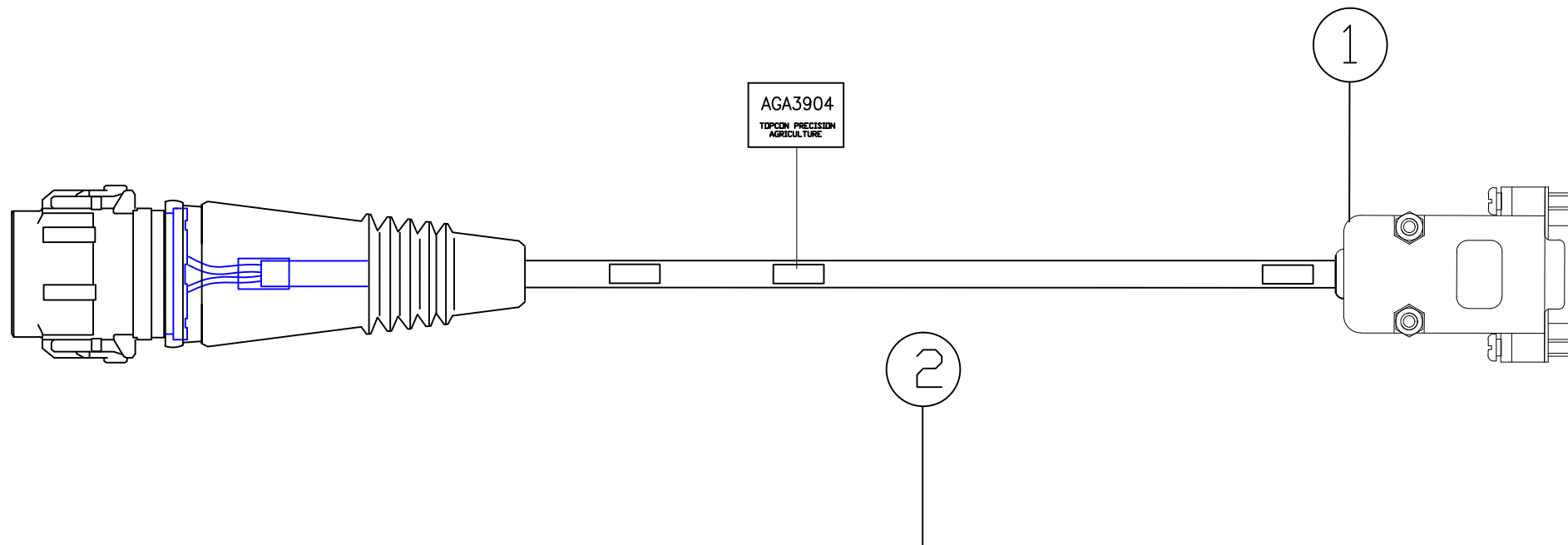


PART NO: AGA3903

PART OF ASSY:



ITEM	QTY	MATERIAL/DESCRIPTION	DWG. NO.	CODE
1	1	HRNS, NMEA0183 OUTPUT	X	AGA3904
2	1	NMEA OUTPUT QUICK SETUP GUIDE	X	AGA3905
3	1	CARTON, NMEA0183 OUTPUT CABLE	X	AGZ284
4	1	LABEL, BOX NMEA0183 OUTPUT	X	AGW261



### NMEA Output Software Setup

5. Select to set the Maximum Update Rate: 1, 5 or 10Hz
6. Select to either enable or disable the GPS Output.
7. Select to select your NMEA sentences
8. Select to complete the setup and return to the previous screen

## NMEA Output

### Quick Setup Guide

Part Number AGA3905 Rev. 1.1

This quick setup guide is to be used in conjunction with the System 110/150 Operator's Manual P/N AGA3863

NMEA Output Quick Setup Guide AGA3905 Rev 1.1

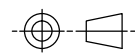
REV	DATE	ECO NO.	DESCRIPTION OF CHANGE	DRWN	APPR'D	MATERIAL	MACHINING TOLERANCES	DRAWN	DATE	PART OF ASSY:	PART NO:	PROJECT:	SHEET SIZE		
1.0	18/06/12	-	ORIGINAL RELEASE	KL			X, +/-1 X.X +/-0.2 X.XX AS STATED ANGULAR ±0.25'	KL	18/06/12		AGA3903		A3		
								CHECKED	DATE	MACHINE FINISH	TITLE: KIT, NMEAOUTPUT CABLE		SCALE N/A		
								ENG APPROVAL	DATE	ALL ROUND UNLESS OTHERWISE STATED	DO NOT SCALE UNLESS OTHERWISE STATED ALL DIMENSIONS ARE IN MILLIMETRES		SHEET 1 OF 1		
						FINISH	HARNES TOLERANCES 0-300 +5/-3 300-1000 +10/-5 1000-3000 +20/-10 3000-5000 +40/-20 STRIP LENGTHS +0.5/-0			14 PARK WAY MAWSON LAKES SOUTH AUSTRALIA 5095	PH:+61(0)882033300 FAX: +611300307205 EMAIL:info@topcon.com www.topcon.com	DRAWING NO: 00XXXX	SECURITY CLASS CONFIDENTIAL	DRAWING STANDARD AS1100	REV 1.0

COPYRIGHT: THIS DRAWING IS THE PROPERTY OF TOPCON PRECISION AGRICULTURE. IT MAY NOT BE REPRODUCED IN WHOLE OR IN PART WITHOUT THEIR WRITTEN PERMISSION

UNLESS OTHERWISE STATED, ALL PRINTED COPIES OF THIS DOCUMENT ARE UNCONTROLLED. REFER TO DRAWING REGISTER FOR LATEST RELEASE

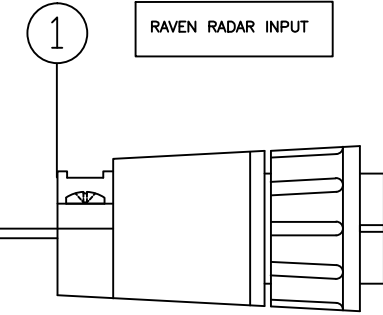
PART NO: AGA3906

PART OF ASSY:



ITEM	QTY	MATERIAL/DESCRIPTION	DWG. NO.	CODE
1	1	GX-45 RADAR CONTROL CONSOLE	X	AGA3833
2	1	RADAR OUTPUT QUICK SETUP GUIDE	X	AGA3908
3	1	CARTON, RADAR OUTPUT CABLE KIT	X	AGZ285
4	1	LABEL, BOX RADAR OUTPUT CABLE	X	AGW262

CONSOLE



2

**Radar Output Software Setup**

4. Select to set the state: Enabled or Disabled

5. Select to set the Calibration Factor : Hz/kph

6. Select to set the Output Pull-up: Enabled or Disabled. Enable this option only if the controller does not have an internal pull-up resistor on their input.

7. Select to complete the setup and return to the previous screen

Radar Output Quick Setup Guide AGA3908 Rev 1.1

COPYRIGHT: THIS DRAWING IS THE PROPERTY OF TOPCON PRECISION AGRICULTURE. IT MAY NOT BE REPRODUCED IN WHOLE OR IN PART WITHOUT THEIR WRITTEN PERMISSION

UNLESS OTHERWISE STATED, ALL PRINTED COPIES OF THIS DOCUMENT ARE UNCONTROLLED. REFER TO DRAWING REGISTER FOR LATEST RELEASE

REV	DATE	ECO NO.	DESCRIPTION OF CHANGE	DRWN	APPR'D	MATERIAL	MACHINING TOLERANCES	DRAWN	DATE	PART OF ASSY:	PART NO:	PROJECT:	SHEET SIZE	
1.0	18/06/12	-	ORIGINAL RELEASE	KL			X, X.X +/-1 X.XX +/-0.2 X.XX AS STATED ANGULAR ±0.25°	KL	18/06/12		AGA3906		A3	
								CHECKED	DATE	MACHINE FINISH	DO NOT SCALE UNLESS OTHERWISE STATED ALL DIMENSIONS ARE IN MILLIMETRES		SCALE	
								ENG APPROVAL	DATE	ALL ROUND UNLESS OTHERWISE STATED	KIT, RADAR OUTPUT CABLE		N/A	
						FINISH	HARNES TOLERANCES 0-300 +5/-3 300-1000 +10/-5 1000-3000 +20/-10 3000-5000 +40/-20 STRIP LENGTHS +0.5/-0						SHEET 1 OF 1	
								14 PARK WAY MAWSON LAKES SOUTH AUSTRALIA 5095		PH:+61(0)882033300 FAX: +611300307205 EMAIL:info@topcon.com www.topcon.com	DRAWING NO: 00XXXX	SECURITY CLASS CONFIDENTIAL	DRAWING STANDARD AS1100	REV 1.0



# System 150



*AGI-3 Receiver/  
Steering Controller*

*AGI-4 Receiver/  
Steering Controller*

*GX-45 Console*

# *System 150*

## *Base Kit*

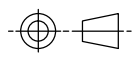


### **Contents**

- 1002373-01
- AGA4860
- 1113

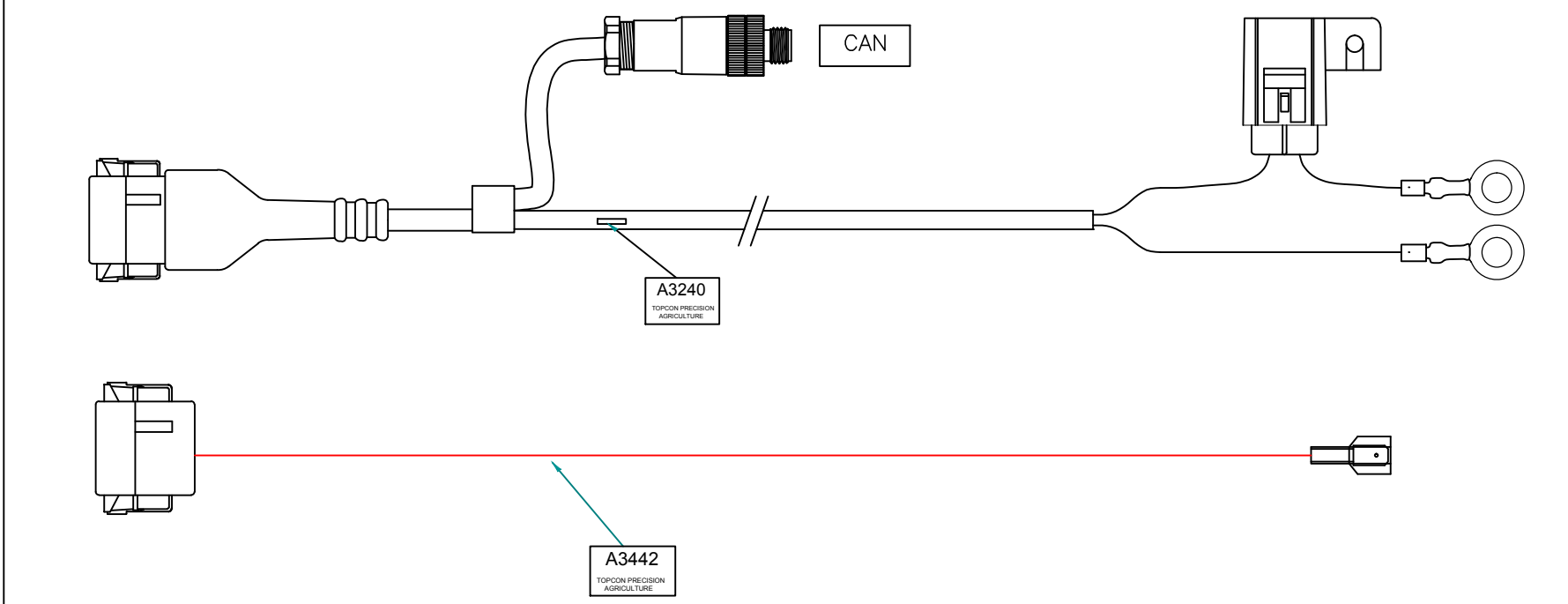
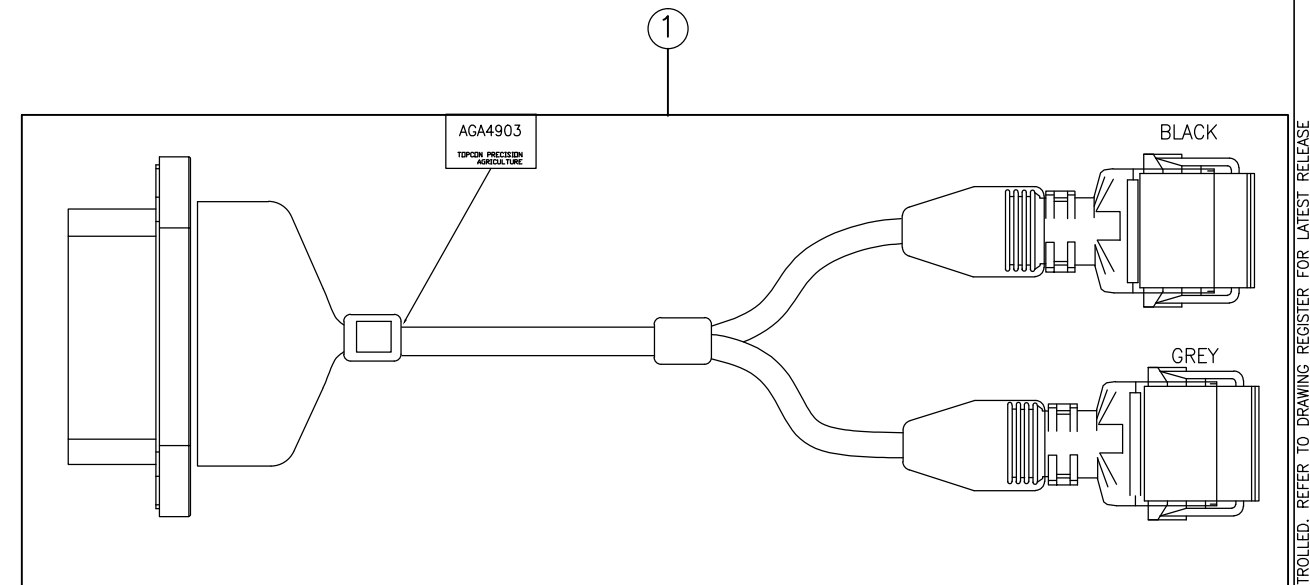


PART NO: 1002373-01



PART OF ASSY:

ITEM	QTY	MATERIAL/DESCRIPTION	DWG. NO.	CODE
1	1	ASSY,AGI-4 AM	X	01-104701-01
2	1	SYSTEM 110/150 CONSOLE KIT	X	A3636



REV	DATE	ECO NO.	DESCRIPTION OF CHANGE	DRWN	APPR'D	MATERIAL	MACHINING TOLERANCES
1.0	18/04/13	1110	ORIGINAL RELEASE	KL			X, +/-1 X.X +/-0.2 X.XX AS STATED ANGULAR ±0.25°
						FINISH	HARNES TOLERANCES 0-300 +5/-3 300-1000 +10/-5 1000-3000 +20/-10 3000-5000 +40/-20 STRIP LENGTHS +0.5/-0

DRAWN	KL	DATE	16/04/13	PART OF ASSY:	
CHECKED		DATE		MACHINE FINISH	3.2
ENG APPROVAL		DATE		ALL ROUND UNLESS OTHERWISE STATED	
		14 PARK WAY MAWSON LAKES SOUTH AUSTRALIA 5095		PH:+61(0)882033300 FAX: +611300307205 EMAIL:info@topcon.com www.topcon.com	

PART NO:	1002373-01	PROJECT:	2222	SHEET SIZE	A3
TITLE:	KIT, SYSTEM 150 WITH AGI-4			SCALE	N/A
DRAWING NO:	004504	SECURITY CLASS	CONFIDENTIAL	DRAWING STANDARD	AS1100
				REV	1.0

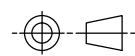
COPYRIGHT: THIS DRAWING IS THE PROPERTY OF TOPCON PRECISION AGRICULTURE. IT MAY NOT BE REPRODUCED IN WHOLE OR IN PART WITHOUT THEIR WRITTEN PERMISSION.

UNLESS OTHERWISE STATED, ALL PRINTED COPIES OF THIS DOCUMENT ARE UNCONTROLLED. REFER TO DRAWING REGISTER FOR LATEST RELEASE.



PART NO: 1113

PART OF ASSY:

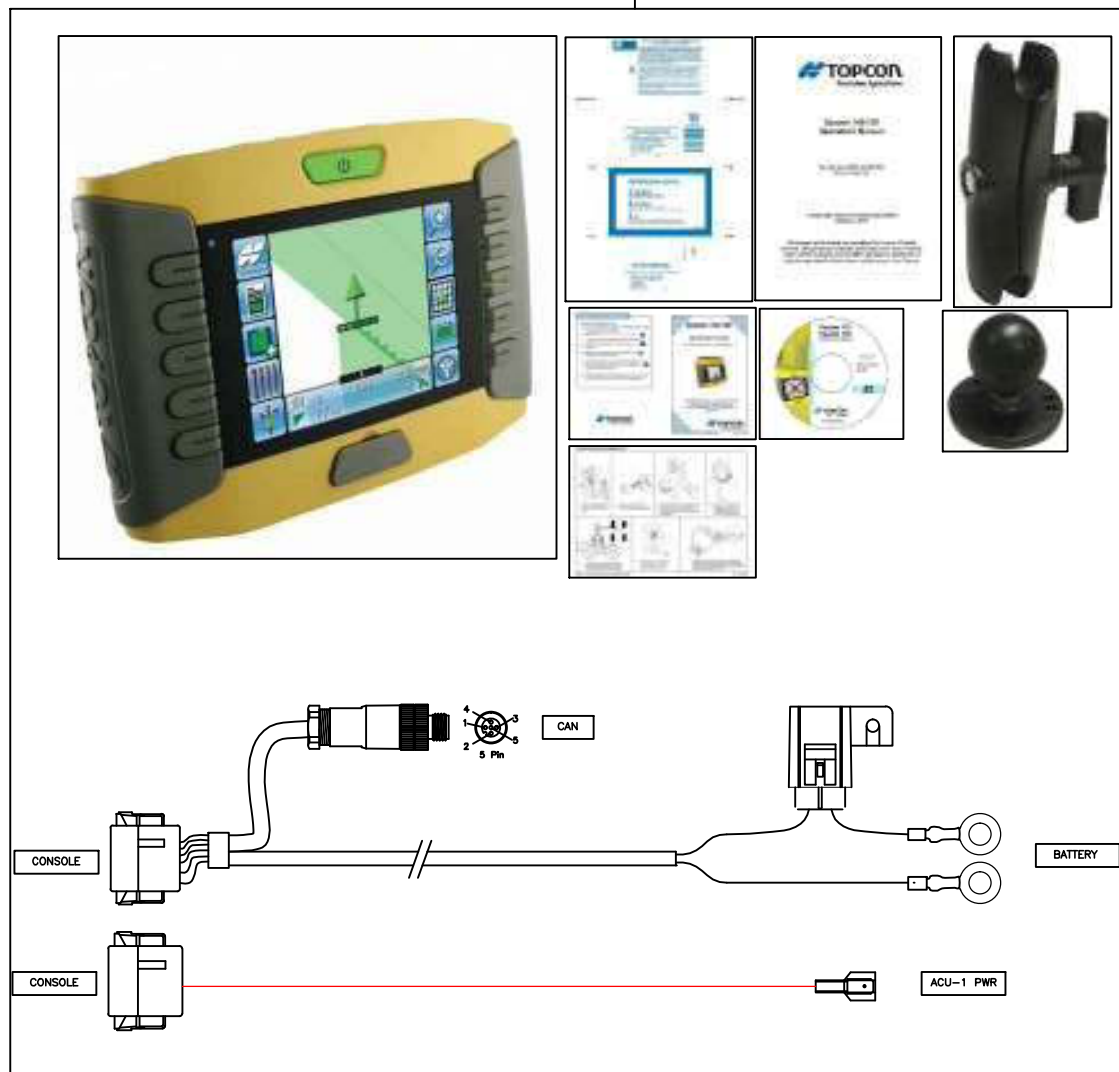


ITEM	QTY	MATERIAL/DESCRIPTION	DWG. NO.	CODE
1	1	SYSTEM 110/150 CONSOLE KIT	X	A3636
1	1	SYSTEM 150 AGI-3 KIT	X	A3786
1	1	MANUAL, ENGLISH SYSTEM 150	X	AGA3663-EN



③

①



②



REV	DATE	ECO NO.	DESCRIPTION OF CHANGE	DRWN	APPR'D	MATERIAL	MACHINING TOLERANCES	DRAWN	DATE	PART OF ASSY:	PART NO:	PROJECT:	SHEET SIZE
1.0	21/02/12	-	ORIGINAL RELEASE	KL			X, X.X, X.XX AS STATED ANGULAR ±0.25°	KL	02/11/11		1113		A3
							HARNES TOLERANCES 0-300 +5/-3 300-1000 +10/-5 1000-3000 +20/-10 3000-5000 +40/-20 STRIP LENGTHS +0.5/-0						N/A
													SHEET 1 OF 1
													REV 1.0

COPYRIGHT: THIS DRAWING IS THE PROPERTY OF TOPCON PRECISION AGRICULTURE. IT MAY NOT BE REPRODUCED IN WHOLE OR IN PART WITHOUT THEIR WRITTEN PERMISSION.

UNLESS OTHERWISE STATED, ALL PRINTED COPIES OF THIS DOCUMENT ARE UNCONTROLLED. REFER TO DRAWING REGISTER FOR LATEST RELEASE.



# *System 150*

## *with AES-25*

### *Electric Steering*



#### **Contents**

- Electric Steering Base Kit
- Electric Steering Options

# *System 150*

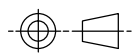
## *AES-25 Electric Steering Base Kit*



### **Contents**

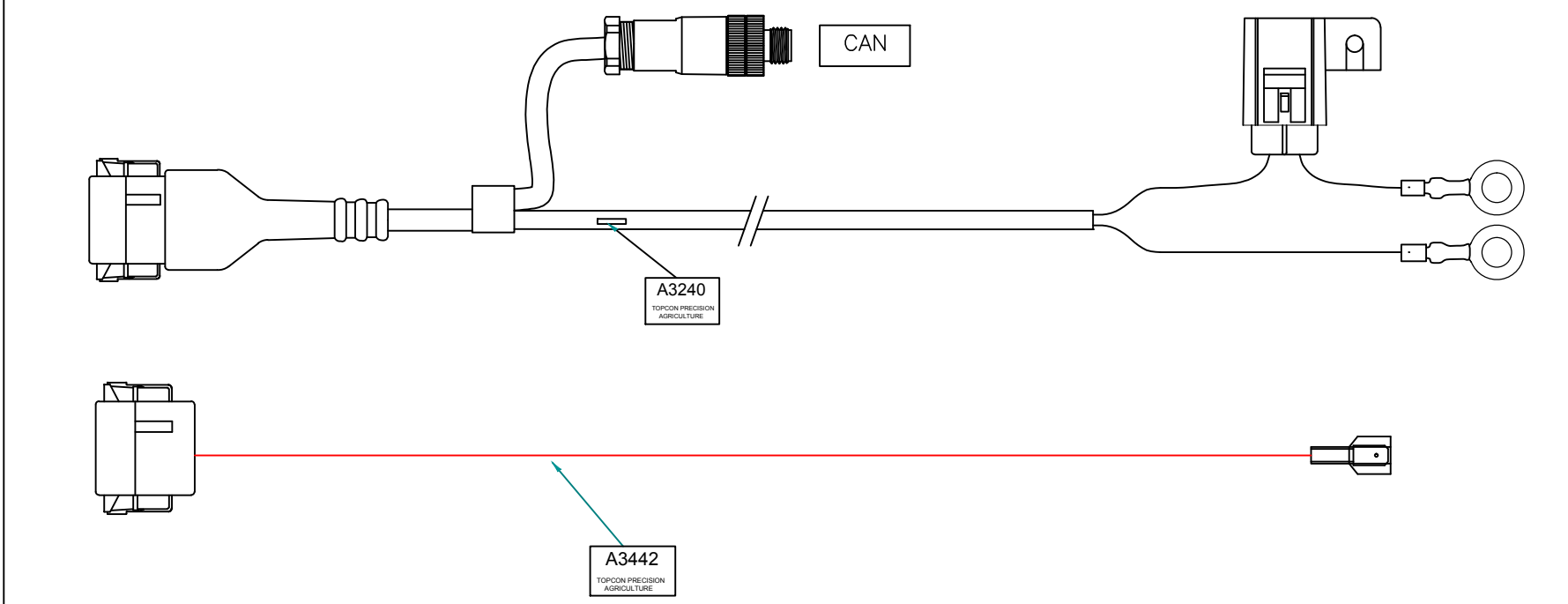
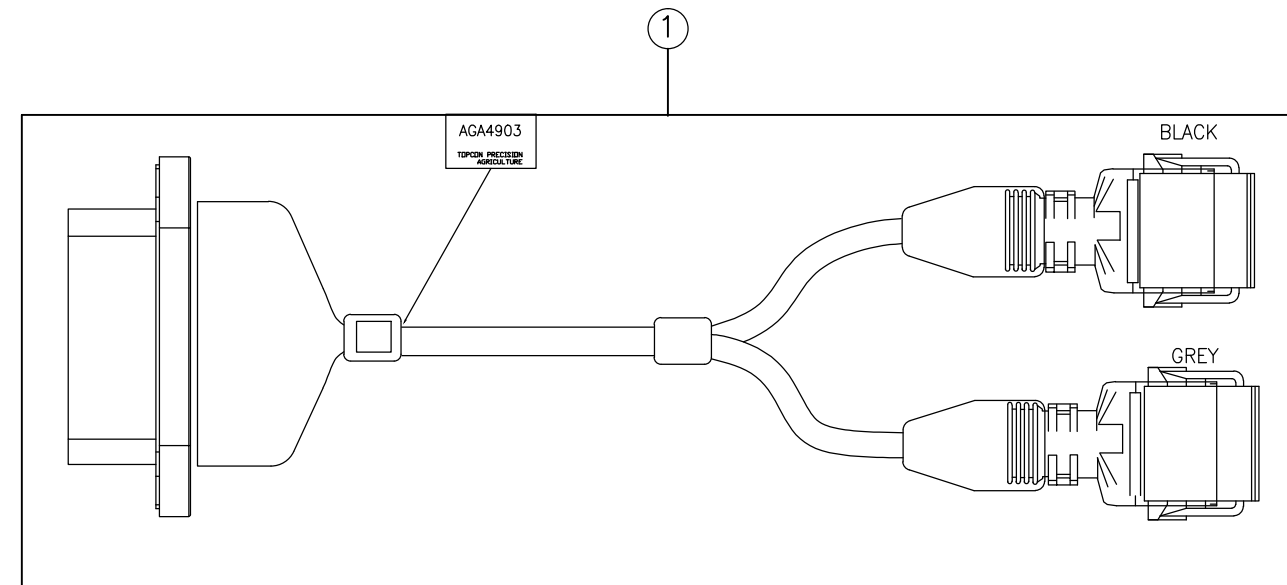
- 1002373-01
- AGA4860
- AGA3856

PART NO: 1002373-01



PART OF ASSY:

ITEM	QTY	MATERIAL/DESCRIPTION	DWG. NO.	CODE
1	1	ASSY,AGI-4 AM	X	01-104701-01
2	1	SYSTEM 110/150 CONSOLE KIT	X	A3636



REV	DATE	ECO NO.	DESCRIPTION OF CHANGE	DRWN	APPR'D	MATERIAL	MACHINING TOLERANCES
1.0	18/04/13	1110	ORIGINAL RELEASE	KL			X, +/-1 X.X +/-0.2 X.XX AS STATED ANGULAR ±0.25°
						FINISH	HARNES TOLERANCES 0-300 +5/-3 300-1000 +10/-5 1000-3000 +20/-10 3000-5000 +40/-20 STRIP LENGTHS +0.5/-0

DRAWN	KL	DATE	16/04/13	PART OF ASSY:	
CHECKED		DATE		MACHINE FINISH	3.2
ENG APPROVAL		DATE		ALL ROUND UNLESS OTHERWISE STATED	
		14 PARK WAY MAWSON LAKES SOUTH AUSTRALIA 5095		PH:+61(0)882033300 FAX: +611300307205 EMAIL:info@topcon.com www.topcon.com	

PART NO:	1002373-01	PROJECT:	2222	SHEET SIZE	A3
TITLE:	KIT, SYSTEM 150 WITH AGI-4			SCALE	N/A
DRAWING NO:	004504	SECURITY CLASS	CONFIDENTIAL	DRAWING STANDARD	AS1100
				REV	1.0

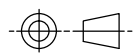
COPYRIGHT: THIS DRAWING IS THE PROPERTY OF TOPCON PRECISION AGRICULTURE. IT MAY NOT BE REPRODUCED IN WHOLE OR IN PART WITHOUT THEIR WRITTEN PERMISSION.

UNLESS OTHERWISE STATED, ALL PRINTED COPIES OF THIS DOCUMENT ARE UNCONTROLLED. REFER TO DRAWING REGISTER FOR LATEST RELEASE.

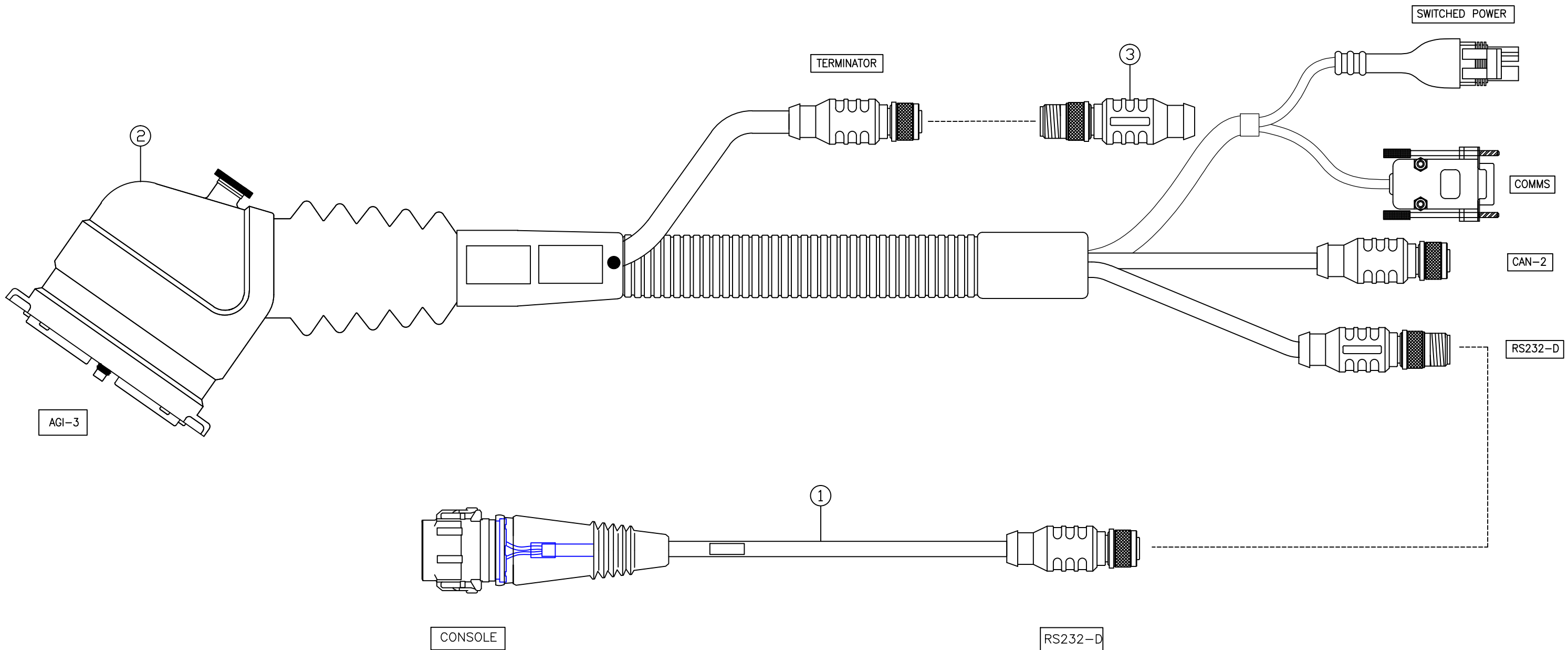


PART NO: AGA4860

PART OF ASSY:



ITEM	QTY	MATERIAL/DESCRIPTION	DWG. NO.	CODE
1	1	SYSTEM 150 CONSOLE TO AGI-3	X	A3624
2	1	HRNS, SYSTEM 150 GENERIC POWER COMS	X	AGA4650
2	1	CAN TERMINATOR, MALE TURK	X	Y1073



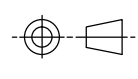
COPYRIGHT: THIS DRAWING IS THE PROPERTY OF TOPCON PRECISION AGRICULTURE. IT MAY NOT BE REPRODUCED IN WHOLE OR IN PART WITHOUT THEIR WRITTEN PERMISSION

UNLESS OTHERWISE STATED, ALL PRINTED COPIES OF THIS DOCUMENT ARE UNCONTROLLED. REFER TO DRAWING REGISTER FOR LATEST RELEASE

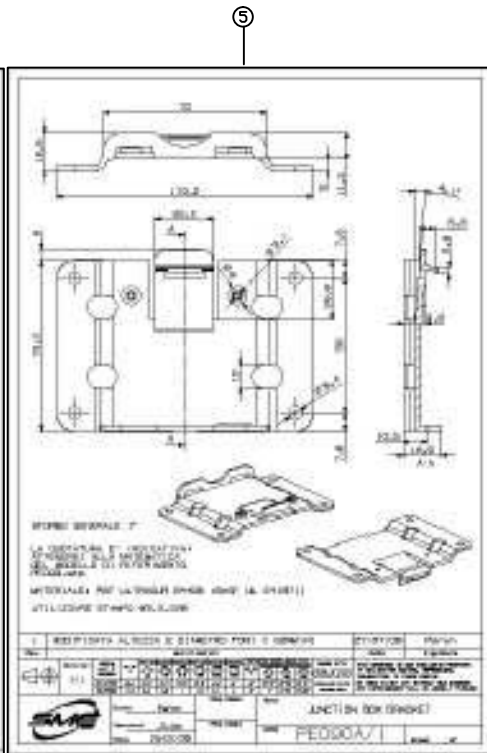
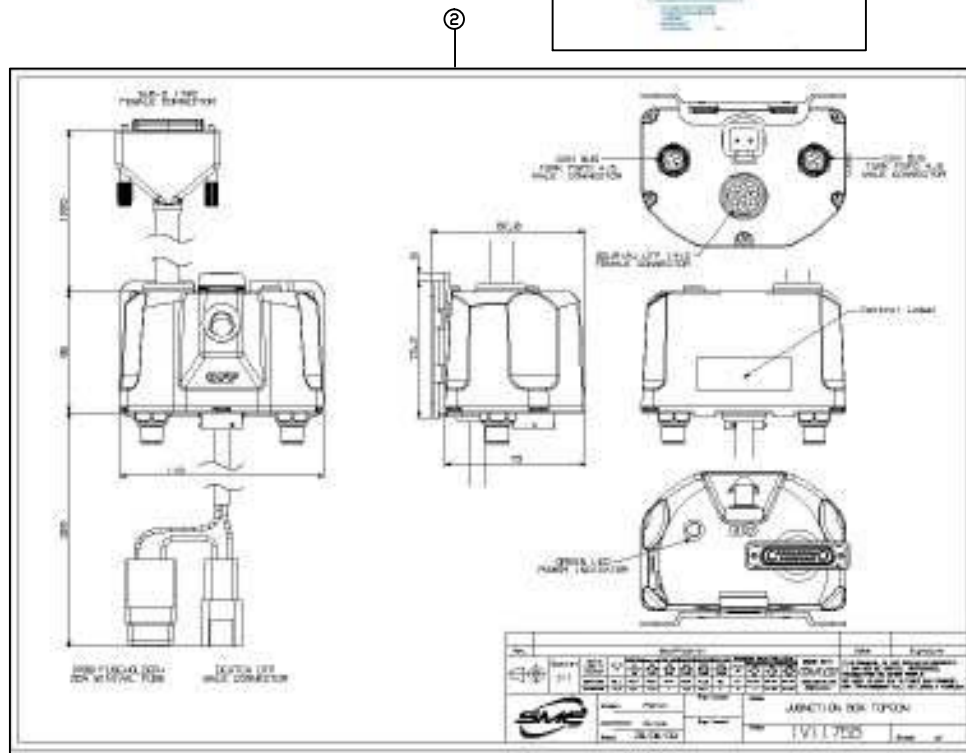
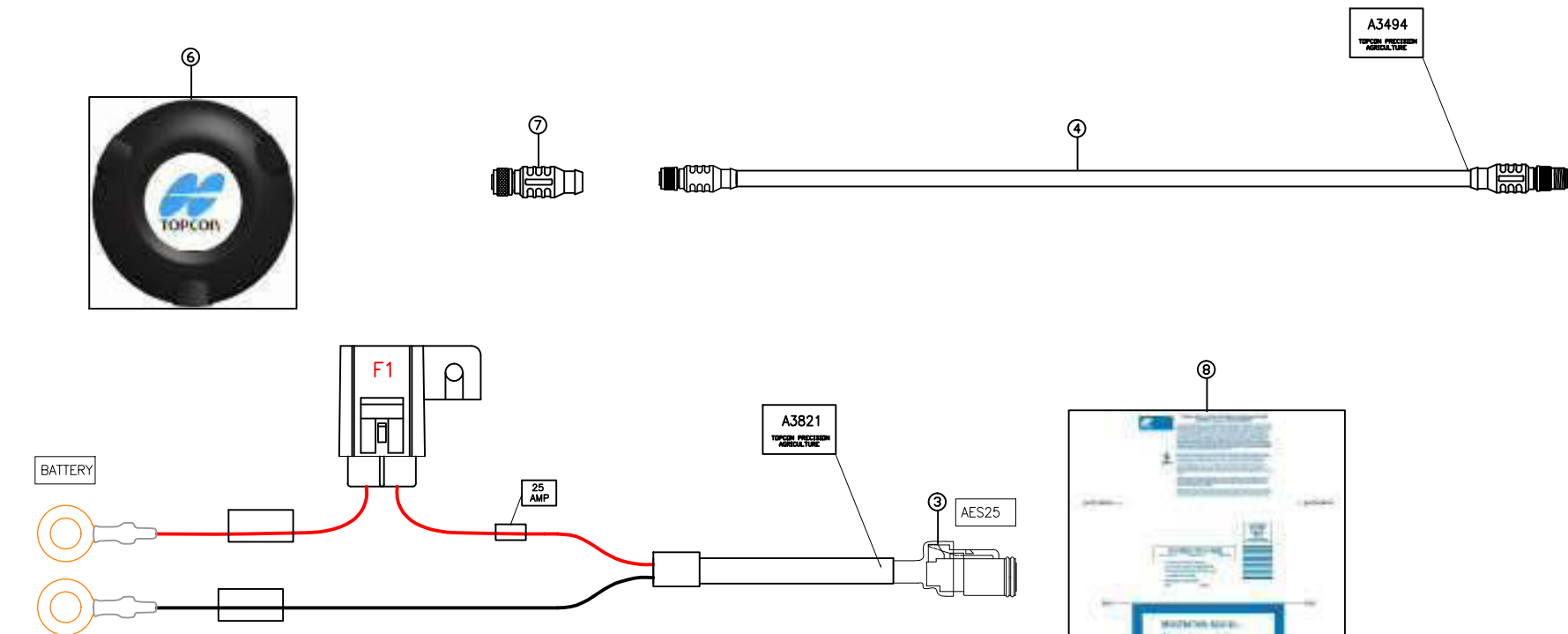
REV	DATE	ECO NO.	DESCRIPTION OF CHANGE	DRWN	APPR'D	MATERIAL	MACHINING TOLERANCES	DRAWN	DATE	PART OF ASSY:	PART NO:	PROJECT:	SHEET SIZE								
1.0	19/09/11	803	ORIGINAL RELEASE	KL			X, +/-1 X.X +/-0.2 X.XX AS STATED ANGULAR ±0.25°	KL	19/09/11		AGA4860	2129	A3								
						FINISH	HARNES TOLERANCES 0-300 +5/-3 300-1000 +10/-5 1000-3000 +20/-10 3000-5000 +40/-20 STRIP LENGTHES +0.5/-0														
<table border="0"> <tr> <td>                 MACHINING TOLERANCES                  X, +/-1                  X.X +/-0.2                  X.XX AS STATED                  ANGULAR ±0.25°             </td> <td>                 DRAWN                  KL                  DATE                  19/09/11             </td> <td>                 PART OF ASSY:                  MACHINE FINISH                  3.2                  ALL ROUND UNLESS OTHERWISE STATED             </td> <td>                 DO NOT SCALE UNLESS OTHERWISE STATED ALL DIMENSIONS ARE IN MILLIMETRES             </td> </tr> <tr> <td>                 HARNES TOLERANCES                  0-300 +5/-3                  300-1000 +10/-5                  1000-3000 +20/-10                  3000-5000 +40/-20                  STRIP LENGTHES +0.5/-0             </td> <td>                 CHECKED                  DATE             </td> <td>                 ENG APPROVAL                  DATE             </td> <td>                 14 PARK WAY                  MAWSON LAKES                  SOUTH AUSTRALIA                  5095                  PH:+61(0)882033300                  FAX: +611300307205                  EMAIL:info@topcon.com                  www.topcon.com             </td> </tr> </table>											MACHINING TOLERANCES X, +/-1 X.X +/-0.2 X.XX AS STATED ANGULAR ±0.25°	DRAWN KL DATE 19/09/11	PART OF ASSY: MACHINE FINISH 3.2 ALL ROUND UNLESS OTHERWISE STATED	DO NOT SCALE UNLESS OTHERWISE STATED ALL DIMENSIONS ARE IN MILLIMETRES	HARNES TOLERANCES 0-300 +5/-3 300-1000 +10/-5 1000-3000 +20/-10 3000-5000 +40/-20 STRIP LENGTHES +0.5/-0	CHECKED DATE	ENG APPROVAL DATE	14 PARK WAY MAWSON LAKES SOUTH AUSTRALIA 5095 PH:+61(0)882033300 FAX: +611300307205 EMAIL:info@topcon.com www.topcon.com	TITLE: KIT, SYSTEM 150/AES25 HRN INC MODEM CONNECTOR	SCALE N/A	SHEET 1 OF 1
MACHINING TOLERANCES X, +/-1 X.X +/-0.2 X.XX AS STATED ANGULAR ±0.25°	DRAWN KL DATE 19/09/11	PART OF ASSY: MACHINE FINISH 3.2 ALL ROUND UNLESS OTHERWISE STATED	DO NOT SCALE UNLESS OTHERWISE STATED ALL DIMENSIONS ARE IN MILLIMETRES																		
HARNES TOLERANCES 0-300 +5/-3 300-1000 +10/-5 1000-3000 +20/-10 3000-5000 +40/-20 STRIP LENGTHES +0.5/-0	CHECKED DATE	ENG APPROVAL DATE	14 PARK WAY MAWSON LAKES SOUTH AUSTRALIA 5095 PH:+61(0)882033300 FAX: +611300307205 EMAIL:info@topcon.com www.topcon.com																		
DRAWING NO: 003838		SECURITY CLASS CONFIDENTIAL	DRAWING STANDARD AS1100	REV 1.0																	

PART NO: AGA3856

PART OF ASSY:



ITEM	QTY	MATERIAL/DESCRIPTION	DWG. NO.	CODE
1	1	ELEC STEER SYSTEM MODULE	X	A3763
2	1	ASSY, AES-25 PWR STEER JUNCTION BOX	X	A3819
3	1	HRNS, ELEC STEER POWER STEER	X	A3821
4	1	CAN EXTENSION 3M	X	A3494
5	1	ELEC STEER JUNCTION BOX MOUNTING BRACKET	X	AGA3873
6	1	ELEC STEER WHEEL LOGO CAP	X	A3825
7	1	CAN TERMINATOR FEMALE TURCK	X	Y1071
8	1	PICTORIAL BOM	X	AGA3953
9	1	WARRANTY CARD, AG UNIVERSAL	X	AGW289
10	1	CARTON, AES-25 ELEC STEER BASE	X	AGZ283
11	1	INSTALL GUIDE, AES-25 GEN BASE	X	AGA3866



REV	DATE	ECO NO.	DESCRIPTION OF CHANGE	DRWN	APPR'D	MATERIAL	MACHINING TOLERANCES	FINISH	HARNES TOLERANCES	STRIP LENGTHS	DRAWN	DATE	PART OF ASSY:	PART NO:	PROJECT:	SHEET SIZE	
1.0	11/07/12	357	ORIGINAL RELEASE	KL			X X.X X.XX AS STATED ANGULAR ±0.25°		0-300 +5/-3 300-1000 +10/-5 1000-3000 +20/-10 3000-5000 +40/-20 STRIP LENGTHS +0.5/-0		KL	11/07/12		AGA3856		A3	
														AES-25 ELEC STEER BASE KIT		N/A	
																1 OF 1	
														00XXXX	CONFIDENTIAL	AS1100	REV 1.0

COPYRIGHT: THIS DRAWING IS THE PROPERTY OF TOPCON PRECISION AGRICULTURE. IT MAY NOT BE REPRODUCED IN WHOLE OR IN PART WITHOUT THEIR WRITTEN PERMISSION.

UNLESS OTHERWISE STATED, ALL PRINTED COPIES OF THIS DOCUMENT ARE UNCONTROLLED. REFER TO DRAWING REGISTER FOR LATEST RELEASE.

# *System 150*

## *Receiver Mounting Bracket Kits*



*AGI-3 Receiver/  
Steering Controller*

*AGI-4 Receiver/  
Steering Controller*

*GX-45 Console*

### **Contents**

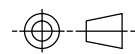
- AGA3644
- AGA3788
- AGA4199
- AGA4609
- A3645
- A3734
- AGA4457
- AGA5194
- AGA4385



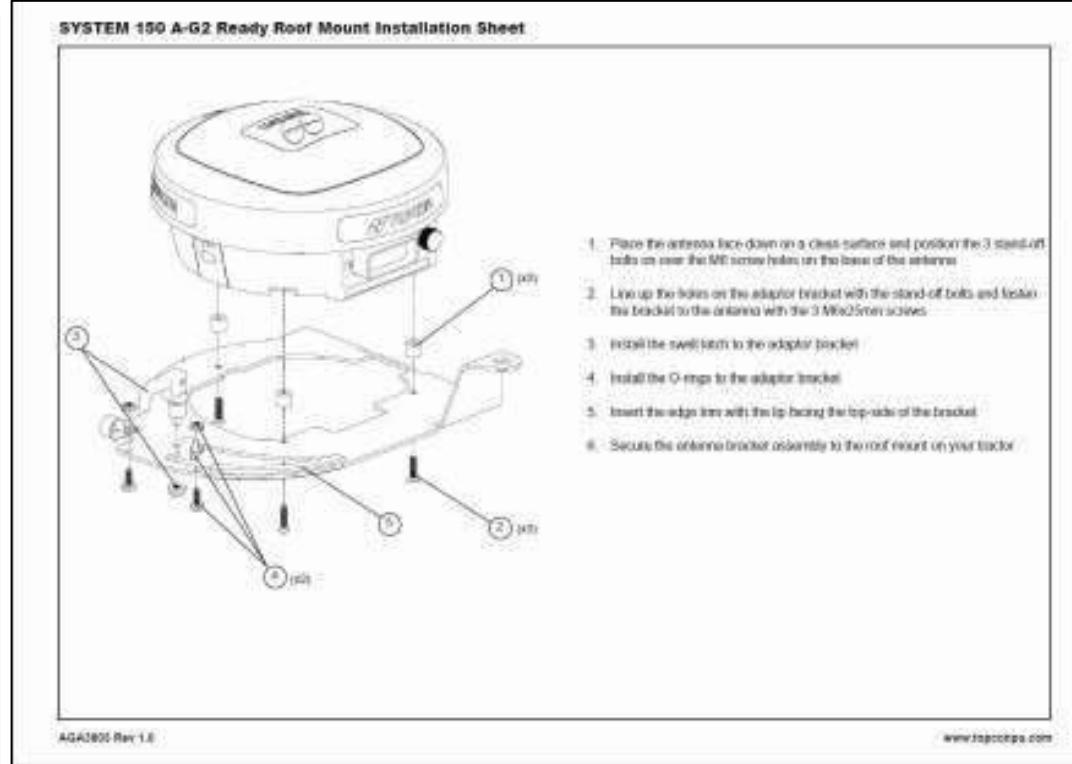

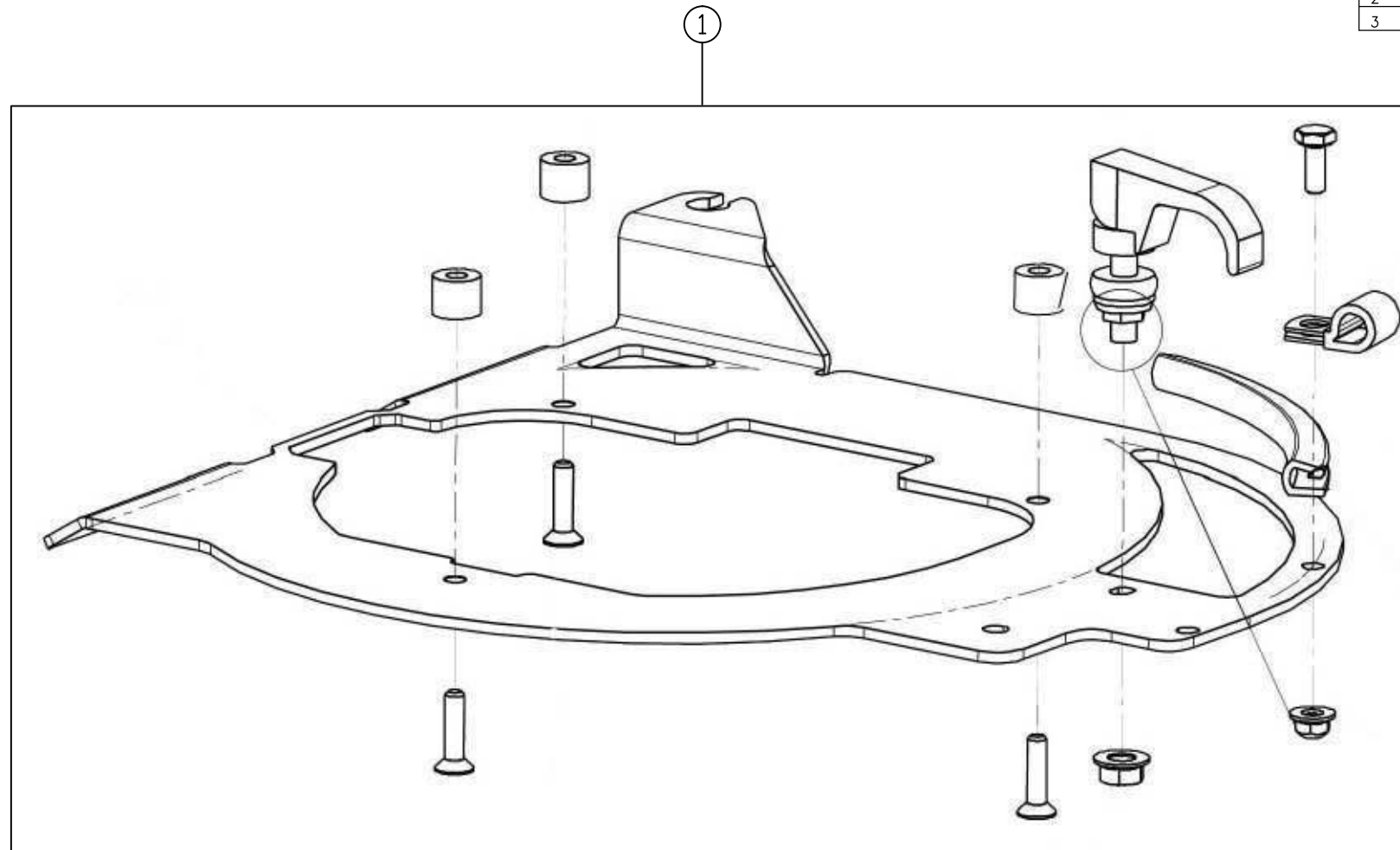


PART NO: AGA3788

PART OF ASSY:



ITEM	QTY	MATERIAL/DESCRIPTION	DWG. NO.	CODE
1	1	55-72570218 AG2 RECEIVER BKT	X	A3789
2	1	WARRANTY CARD, AG UNIVERSAL	X	AGW289
3	1	AG2 READY ROOF MNT BKT INSTALL	X	A3803

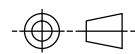


REV	DATE	ECO NO.	DESCRIPTION OF CHANGE	DRWN	APPR'D	MATERIAL	MACHINING TOLERANCES	DRAWN	DATE	PART OF ASSY:	PART NO:	PROJECT:	SHEET SIZE
1.0	18/06/12	-	ORIGINAL RELEASE	KL			X, +/-1 X.X +/-0.2 X.XX AS STATED ANGULAR ±0.25°	KL	18/06/12		AGA3788		A3
							HARNES TOLERANCES 0-300 +5/-3 300-1000 +10/-5 1000-3000 +20/-10 3000-5000 +40/-20 STRIP LENGTHS +0.5/-0				AG2 READY AGI-3/AGCO ROOF MNT		N/A
													SHEET 1 OF 1
													REV 1.0

COPYRIGHT: THIS DRAWING IS THE PROPERTY OF TOPCON PRECISION AGRICULTURE. IT MAY NOT BE REPRODUCED IN WHOLE OR IN PART WITHOUT THEIR WRITTEN PERMISSION


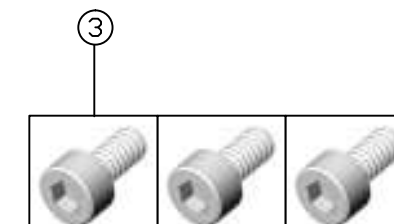
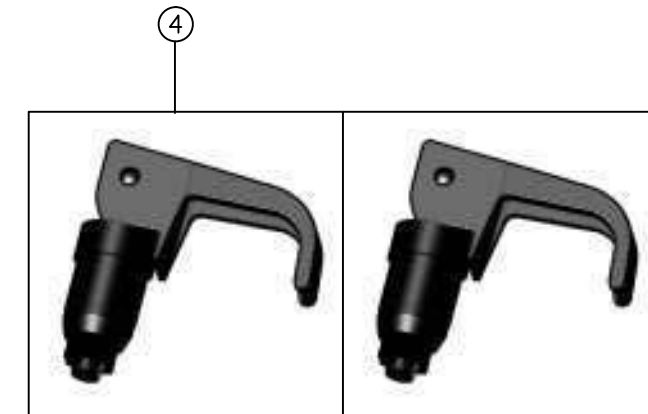
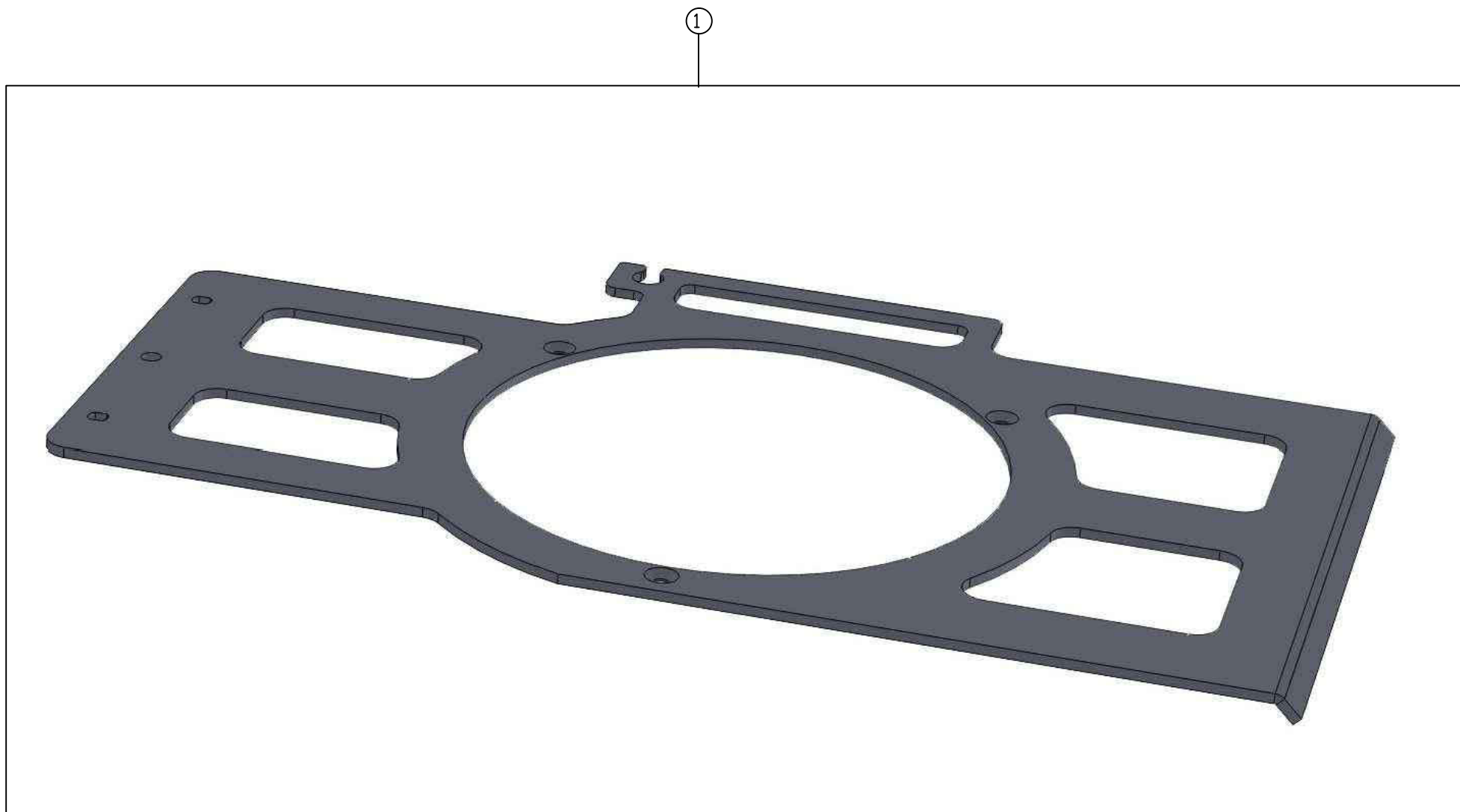
UNLESS OTHERWISE STATED, ALL PRINTED COPIES OF THIS DOCUMENT ARE UNCONTROLLED. REFER TO DRAWING REGISTER FOR LATEST RELEASE

PART NO: AGA4199



PART OF ASSY:

ITEM	QTY	MATERIAL/DESCRIPTION	DWG. NO.	CODE
1	1	BRACKET, MOUNT, AGI-3 FENDT 700	X	AGB1225
2	1	BOLT, STAND OFF AGI-3 TO BRACKET	X	F422
3	1	SCREW, M6x12 CSK SS	X	F431
4	1	SWELL LATCH ASSEMBLY	X	F425



REV	DATE	ECO NO.	DESCRIPTION OF CHANGE	DRWN	APPR'D	MATERIAL	MACHINING TOLERANCES	DRAWN	DATE	PART OF ASSY:	PART NO:	PROJECT:	SHEET SIZE
1.0	20/07/12	555	ORIGINAL RELEASE	KL			X, +/-1 X.X +/-0.2 X.XX AS STATED ANGULAR ±0.25°	KL	20/07/12		AGA4199		A3
							HARNES TOLERANCES 0-300 +5/-3 300-1000 +10/-5 1000-3000 +20/-10 3000-5000 +40/-20 STRIP LENGTHS +0.5/-0	CHECKED	DATE	MACHINE FINISH 3.2 ALL ROUND UNLESS OTHERWISE STATED	ASSEMBLY, MOUNT BRACKET AGI-3 FENDT		N/A
								ENG APPROVAL	DATE	DO NOT SCALE UNLESS OTHERWISE STATED ALL DIMENSIONS ARE IN MILLIMETRES			SHEET 1 OF 1
											DRAWING NO: 00XXXX	SECURITY CLASS CONFIDENTIAL	DRAWING STANDARD AS1100
													REV 1.0



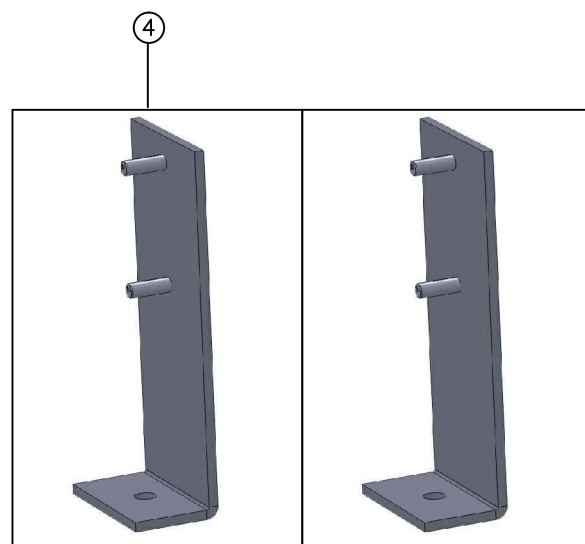
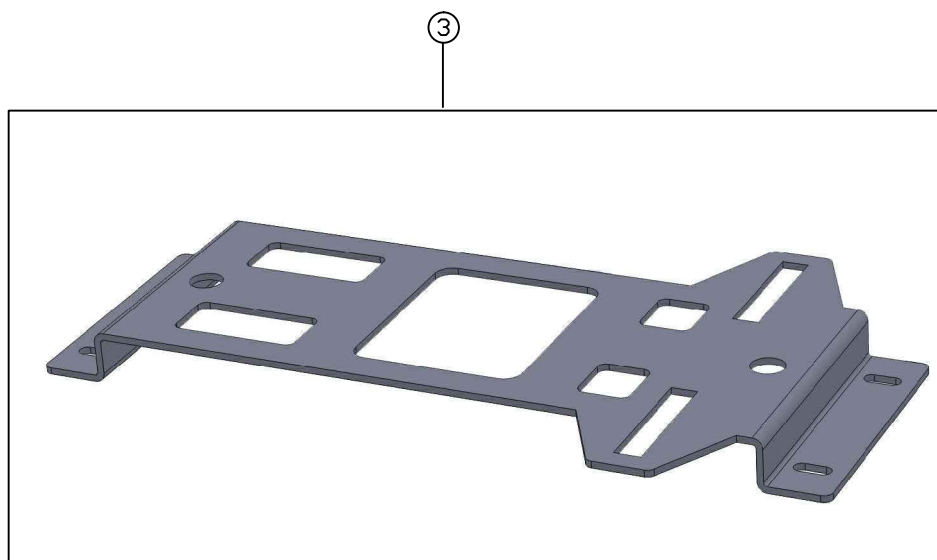
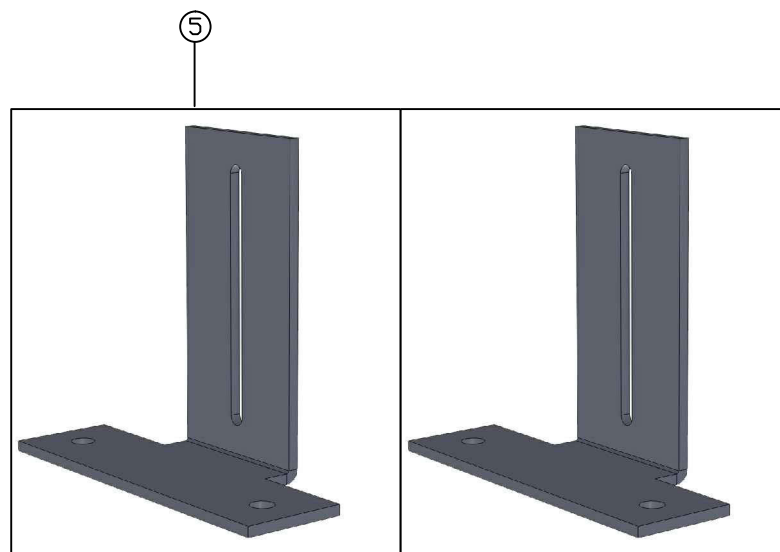
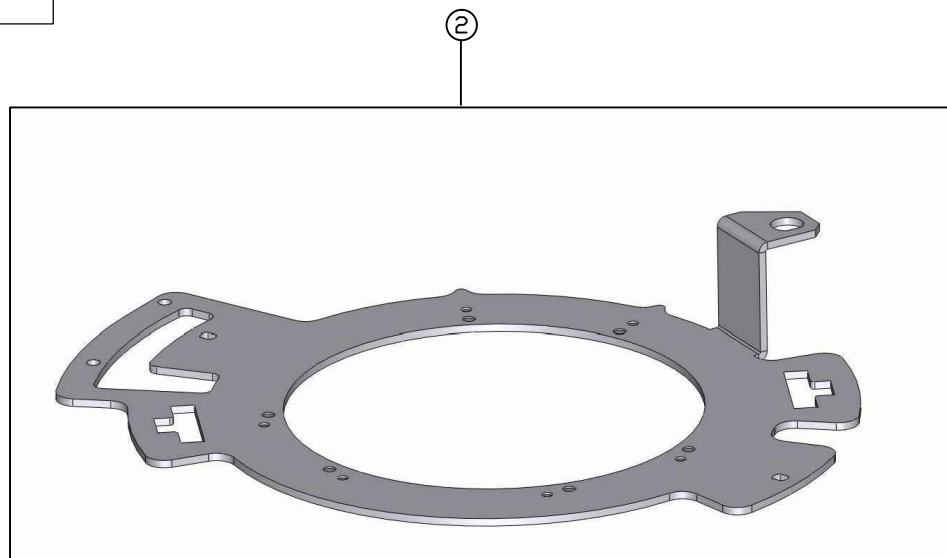
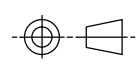
14 PARK WAY  
MAWSON LAKES  
SOUTH AUSTRALIA  
5095  
PH: +61(0)882033300  
FAX: +611300307205  
EMAIL: info@topcon.com  
www.topcon.com

COPYRIGHT: THIS DRAWING IS THE PROPERTY OF TOPCON PRECISION AGRICULTURE. IT MAY NOT BE REPRODUCED IN WHOLE OR IN PART WITHOUT THEIR WRITTEN PERMISSION

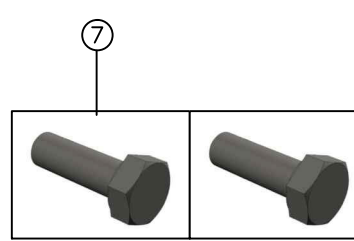

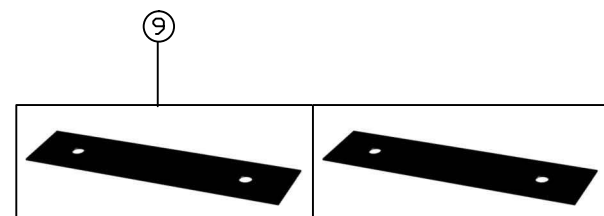
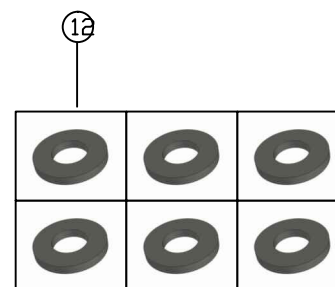
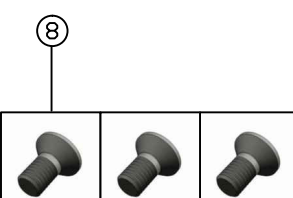

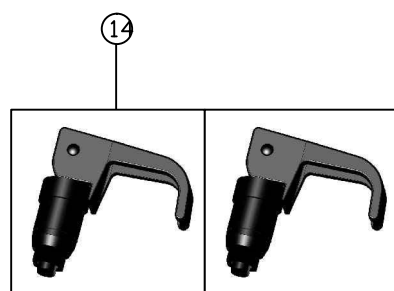
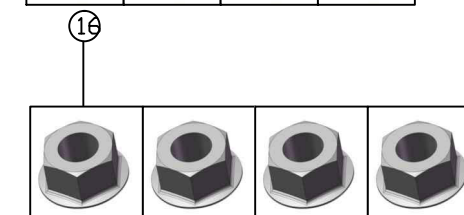

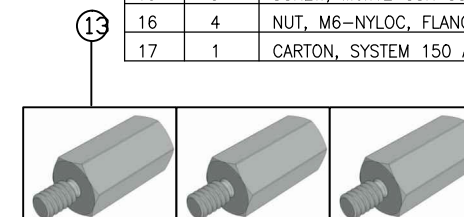
UNLESS OTHERWISE STATED, ALL PRINTED COPIES OF THIS DOCUMENT ARE UNCONTROLLED. REFER TO DRAWING REGISTER FOR LATEST RELEASE

PART NO: AGA4609

PART OF ASSY:



ITEM	QTY	MATERIAL/DESCRIPTION	DWG. NO.	CODE
1	1	INSTALLATION GUIDE	X	AGA4661
2	1	BRACKET, AGI-3/AGI-4 UNIVERSAL	X	AGB1248
3	1	CROSS MEMBER, WINDROWER	X	AFB1250
4	2	SIDE MOUNT LOWER, WINDROWER	X	AGB1252
5	2	SIDE MOUNT UPPER	X	AGB1253
6	4	BOLT M8x20 HEX HD ZP	X	AGF538
7	2	BOLT 5/16-18 UNCx1"	X	AGF539
8	3	SCREW M5x12 SHC/SNK SS	X	AGF541
9	2	GASKET, AGI-3 ROOF MOUNT	X	AGM403
10	4	FIXING HOLE MARKING PLUG	X	AGM404
11	1	ALLEN KEY - 4MM	X	AGU330
12	6	WASHER, M8, FLAT, Z/P	X	F083
13	3	BOLT, STAND OFF AGI-3 TO BRACKET	X	F422
14	2	SWELL LATCH ASSEMBLY	X	F425
15	3	SCREW, M6x12 CSK SS	X	F431
16	4	NUT, M6-NYLOC, FLANGED	X	F466
17	1	CARTON, SYSTEM 150 AGI-3	X	Z270



**TOPCON**  
Precision Agriculture

**Roof bracket installation guide for AGCO wide-cab windrowers**

**Kit AGA4609:** Applies to the following windrowers: Massey Ferguson 9435/9635 wide cab models only.

**WARNING:** This document does not replace any instructions provided by the vehicle manufacturer. Removal of the cab roof should only be undertaken by properly skilled personnel using appropriate safe working practices.

This document provides a guide for the installation of the AGA4609 roof mounting bracket assembly for the AGI-3 on Massey Ferguson wide cab windrowers.

No	Picture	Procedure
1		Remove the fasteners holding the cab roof top in place. Remove the 8 bolts around the tip of the roof as detailed below. <i>Work safely.</i>
		Remove the 4 side bolts (2 on each side of the roof).
		Remove the 2 bolts on the rear of the roof.
		Remove the 2 bolts under the front tip of the roof.

AGA4661 Rev 1.0 Page 1 of 5

COPYRIGHT: THIS DRAWING IS THE PROPERTY OF TOPCON PRECISION AGRICULTURE. IT MAY NOT BE REPRODUCED IN WHOLE OR IN PART WITHOUT THEIR WRITTEN PERMISSION.

UNLESS OTHERWISE STATED, ALL PRINTED COPIES OF THIS DOCUMENT ARE UNCONTROLLED. REFER TO DRAWING REGISTER FOR LATEST RELEASE.

REV	DATE	ECO NO.	DESCRIPTION OF CHANGE	DRWN	APPR'D	MATERIAL	MACHINING TOLERANCES	DRAWN	DATE	PART OF ASSY:	PART NO:	PROJECT:	SHEET SIZE
1.0	19/9/12	688	ORIGINAL RELEASE	KL			X, +/-1 X.X +/-0.2 X.XX AS STATED ANGULAR ±0.25°	KL	19/09/12		AGA4609		A3
							HARNES TOLERANCES 0-300 +5/-3 300-1000 +10/-5 1000-3000 +20/-10 3000-5000 +40/-20 STRIP LENGTHS +0.5/-0						N/A
													SHEET 1 OF 1
													REV 1.0

MACHINE FINISH	DO NOT SCALE UNLESS OTHERWISE STATED ALL DIMENSIONS ARE IN MILLIMETRES
ALL ROUND UNLESS OTHERWISE STATED	
14 PARK WAY MAWSON LAKES SOUTH AUSTRALIA 5095	
PH: +61(0)882033300 FAX: +611300307205 EMAIL: info@topcon.com www.topcon.com	

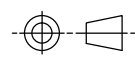
  

TITLE:	MF WINDROWER ROOF BRACKET ASSEMBLY
DRAWING NO:	00XXXX
SECURITY CLASS	CONFIDENTIAL
DRAWING STANDARD	AS1100

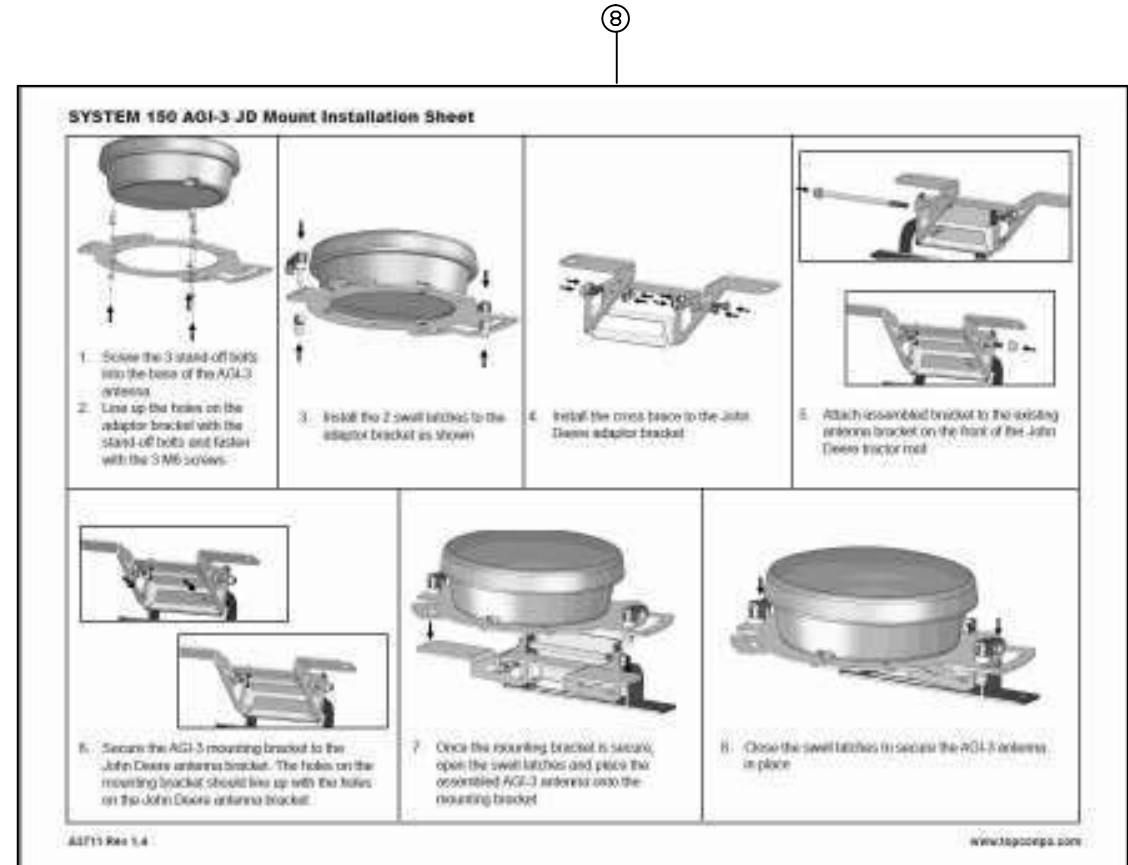

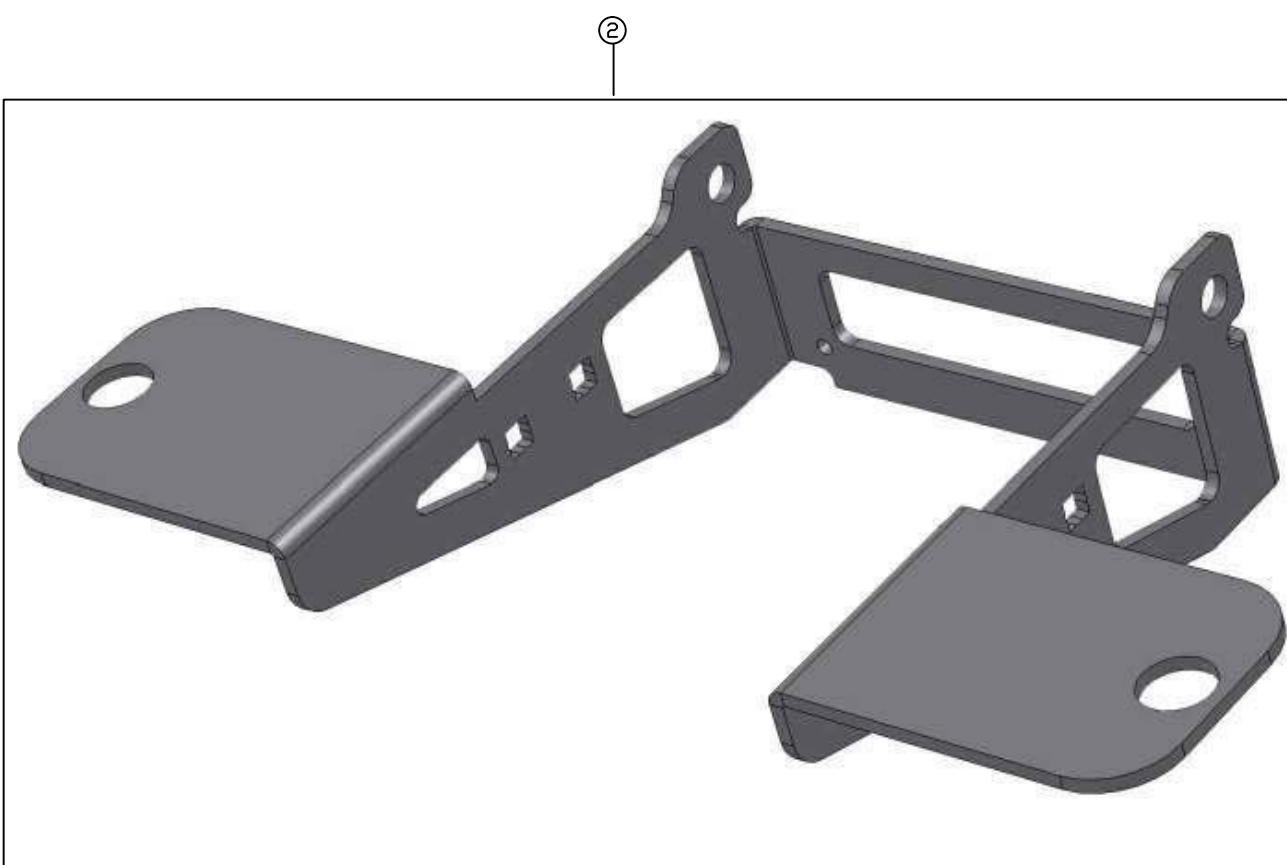
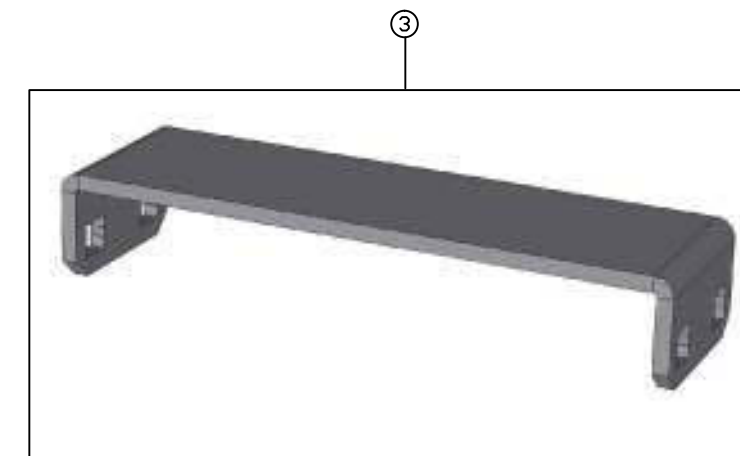
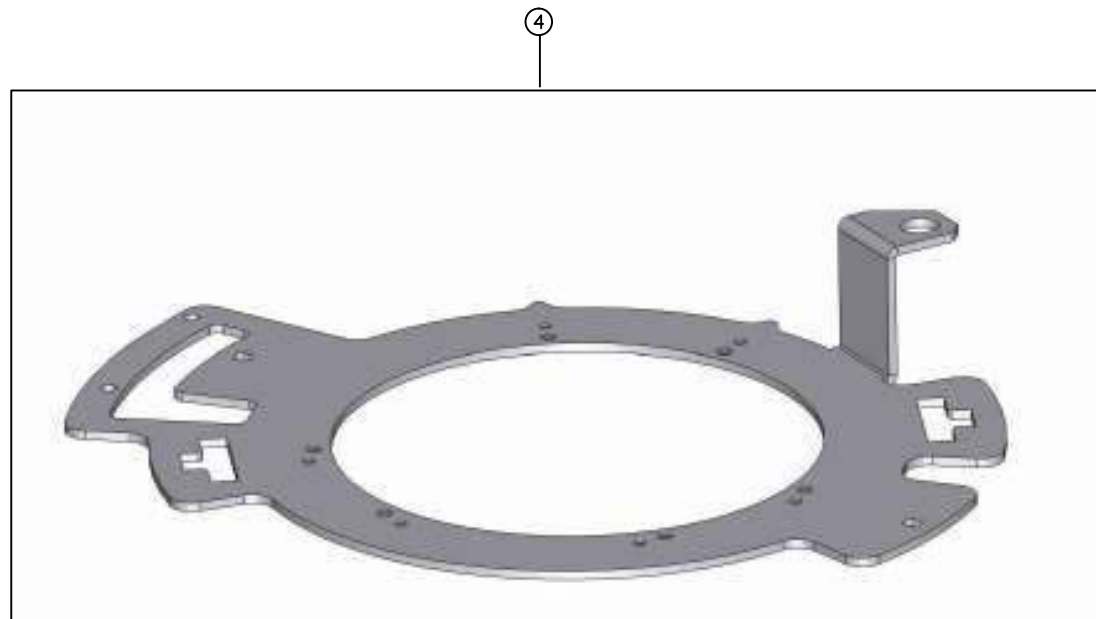
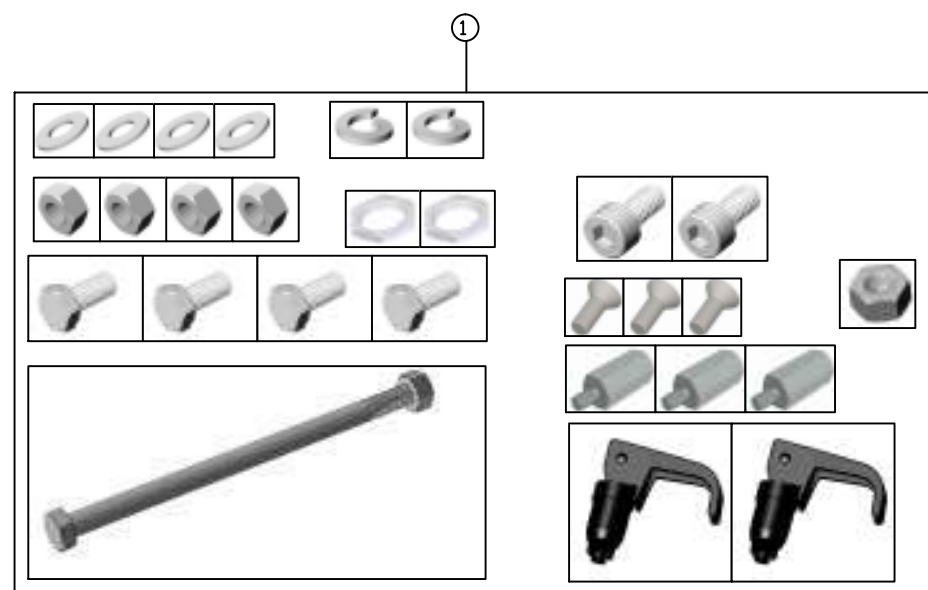


PART NO: A3645

PART OF ASSY:



ITEM	QTY	MATERIAL/DESCRIPTION	DWG. NO.	CODE
1	1	KIT, FASTENER, JOHN DEER MOUNT	X	A3725
2	1	AGI-3 ADAPTOR BRACKET SUIT JD	X	B147
3	1	AGI-3 CROSS BRACE SUIT JD	X	B148
4	1	BRACKET, AGI-3/AGI-4 UNIVERSAL	X	AGB1248
5	1	WARRANTY CARD, AG UNIVERSAL	X	AGW289
6	1	CARTON, SYSTEM 150-AGI-3 JD	X	Z271
7	1	INSERT, SYSTEM 150 AGI-3 JD	X	Z271i
8	1	MANUAL, SYSTEM 150 AGI-3 JD MOUNT	X	A3711



REV	DATE	ECO NO.	DESCRIPTION OF CHANGE	DRWN	APPR'D	MATERIAL	MACHINING TOLERANCES	DRAWN	DATE	PART OF ASSY:	PART NO:	PROJECT:	SHEET SIZE
1.0	27/08/12	634	ORIGINAL RELEASE	KL			X, X.X, X.XX AS STATED ANGULAR ±0.25°	KL	27/08/12		A3645		A3
						FINISH	HARNES TOLERANCES 0-300 +5/-3 300-1000 +10/-5 1000-3000 +20/-10 3000-5000 +40/-20 STRIP LENGTHS +0.5/-0				KIT, SYSTEM 150 AGI-3 JD MOUNT		N/A
											00XXXX	SECURITY CLASS CONFIDENTIAL	AS1100
													REV 1.0

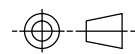
COPYRIGHT: THIS DRAWING IS THE PROPERTY OF TOPCON PRECISION AGRICULTURE. IT MAY NOT BE REPRODUCED IN WHOLE OR IN PART WITHOUT THEIR WRITTEN PERMISSION.

UNLESS OTHERWISE STATED, ALL PRINTED COPIES OF THIS DOCUMENT ARE UNCONTROLLED. REFER TO DRAWING REGISTER FOR LATEST RELEASE.



PART NO: A3734

PART OF ASSY:



ITEM	QTY	MATERIAL/DESCRIPTION	DWG. NO.	CODE
1	1	FASTENER KIT-CASE MOUNT	X	A3735
2	1	SYSTEM 150/AGI-3 GENERIC RING	X	A3736
3	1	BRACKET, AGI-3 UNIVERSAL	X	AGB1248

**SYSTEM 150 AGI-3 Round Mount Installation Sheet**

**Contents of A3734 AGI-3 Case Mount Assembly kit**

ITEM	QTY	DESCRIPTION	REMARKS
1	1	FASTENER KIT	
2	1	SYSTEM 150/AGI-3 GENERIC RING	
3	1	BRACKET, AGI-3 UNIVERSAL	

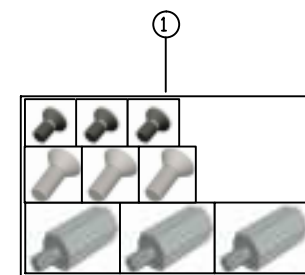
**Contents of A3735 fastener kit**

ITEM	QTY	DESCRIPTION	REMARKS
1	1	WASHER	
2	1	LOCKWASHER	
3	1	SCREW	

**Torque settings**

ITEM	POSITION	TORQUE (Nm)	UNIT
1	WASHER	5	N
2	LOCKWASHER	5	N
3	SCREW	5	N

A3734 Rev 1.0 [www.topcon.com](http://www.topcon.com)



3



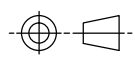
COPYRIGHT: THIS DRAWING IS THE PROPERTY OF TOPCON PRECISION AGRICULTURE. IT MAY NOT BE REPRODUCED IN WHOLE OR IN PART WITHOUT THEIR WRITTEN PERMISSION.

UNLESS OTHERWISE STATED, ALL PRINTED COPIES OF THIS DOCUMENT ARE UNCONTROLLED. REFER TO DRAWING REGISTER FOR LATEST RELEASE.

REV	DATE	ECO NO.	DESCRIPTION OF CHANGE	DRWN	APPR'D	MATERIAL	MACHINING TOLERANCES	DRAWN	DATE	PART OF ASSY:	PART NO:	PROJECT:	SHEET SIZE	
1.0	18/07/12		ORIGINAL RELEASE	KL			X, +/-1 X.X +/-0.2 X.XX AS STATED ANGULAR ±0.25°	KL	18/07/12		A3734		A3	
						FINISH	HARNESSTOLERANCES 0-300 +5/-3 300-1000 +10/-5 1000-3000 +20/-10 3000-5000 +40/-20 STRIP LENGTHS +0.5/-0	CHECKED	DATE	MACHINE FINISH 3.2 ALL ROUND UNLESS OTHERWISE STATED	AGI-3 CASE MOUNT ASSEMBLY		N/A	
								ENG APPROVAL	DATE	DO NOT SCALE UNLESS OTHERWISE STATED ALL DIMENSIONS ARE IN MILLIMETRES			SHEET 1 OF 1	
								14 PARK WAY MAWSON LAKES SOUTH AUSTRALIA 5095		PH:+61(0)882033300 FAX: +611300307205 EMAIL:info@topcon.com www.topcon.com	DRAWING NO: 002870	SECURITY CLASS CONFIDENTIAL	DRAWING STANDARD AS1100	REV 1.0

PART NO: AGA4457

PART OF ASSY:




2



ITEM	QTY	MATERIAL/DESCRIPTION	DWG. NO.	CODE
1	1	BRACKET, AGI-3 ROOF FENDT 700/800	X	AGB1245
2	1	BRACKET AGI-3/AGI-4 UNIVERSAL	X	AGB1248
3	3	SCREW, M5x12 SHC SNK SS	X	AGF541
4	1	ALLEN KEY 3MM	X	AGU329
5	1	ALLEN KEY 4MM	X	AGU330
6	1	BOX, CARDBOARD 39.5x8x96.5	X	AGZ309
7	3	BOX INSERT 35x7.5x60.6	X	AGZ310
8	2	BOLT, STAND OFF AGI-3 TO BRACKET	X	F422
9	3	SWELL LATCH ASSEMBLY	X	F425
10	1	SCREW M6x12 CSK SS	X	F431

1



10



3



9



8



REV	DATE	ECO NO.	DESCRIPTION OF CHANGE	DRWN	APPR'D	MATERIAL	MACHINING TOLERANCES	DRAWN	DATE	PART OF ASSY:	PART NO:	PROJECT:	SHEET SIZE
1.0	19/09/12	634	ORIGINAL RELEASE	KL			X, +/-1 X.X +/-0.2 X.XX AS STATED ANGULAR ±0.25°	KL	19/09/12	PART OF ASSY:	AGA4457		A3
						FINISH	HARNES TOLERANCES 0-300 +5/-3 300-1000 +10/-5 1000-3000 +20/-10 3000-5000 +40/-20 STRIP LENGTHS +0.5/-0			MACHINE FINISH 3.2 ALL ROUND UNLESS OTHERWISE STATED	DO NOT SCALE UNLESS OTHERWISE STATED ALL DIMENSIONS ARE IN MILLIMETRES		N/A
											TITLE: KIT, AGI_3 ROOF MOUNT FENDT 700/800		SHEET 1.0
											DRAWING NO: 00XXXX	SECURITY CLASS CONFIDENTIAL	REV A
												DRAWING STANDARD AS1100	

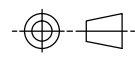
COPYRIGHT: THIS DRAWING IS THE PROPERTY OF TOPCON PRECISION AGRICULTURE. IT MAY NOT BE REPRODUCED IN WHOLE OR IN PART WITHOUT THEIR WRITTEN PERMISSION

UNLESS OTHERWISE STATED, ALL PRINTED COPIES OF THIS DOCUMENT ARE UNCONTROLLED. REFER TO DRAWING REGISTER FOR LATEST RELEASE



PART NO: AGA4385

PART OF ASSY:



ITEM	QTY	MATERIAL/DESCRIPTION	DWG. NO.	CODE
1	1	QUICK REF GUIDE, CLAAS AES-25	X	AGA4505
2	1	BRACKET, AGI-3/AGI-4 UNIVERSAL	X	AGB1248
3	3	SCREW, M5x12 SHC/SNK SS	X	AGF541
4	2	SCREW, M12x30 SH C/SK ZP	X	AGF546
5	3	BOLT, STAND OFF AGI-3 TO BRACKET	X	F422
6	3	SCREW, M6x12 CSK SS	X	F431
7	1	CROSS BAR, AGI-3 MOUNT, JACTO	X	AGB1232
8	1	MOUNT, AGI-3 BASE CLAAS COMBINE	X	AGB1241
9	2	SWELL LATCH ASSEMBLY	X	F425
10	4	SCREW NO12x1.25" P/H S/TAP ZP	X	F350
11	1	BOX, CARDBOARD 45x20x14CM	X	Z103

2




6



4



10



3



1

9



**AGI-3 Mount for Claas Combine Procedure**

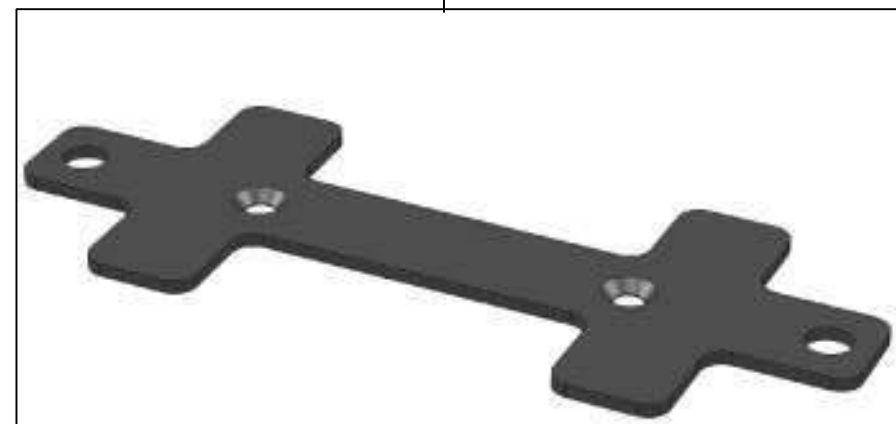
The following procedure explains how to install the AGI-3 mounting bracket on the following tractors:

- Claas Lexion
- CAT Lexion Combine range

No	Picture	Procedure
1		Remove 4 four factory plate screws and remove the plate. Drill out the holes using a 13/16" drill. Drill the holes all the way through the metal as the new screws are longer than previously removed.
2		Secure the AGI-3 base with 4 screws supplied.

AG4385 Rev L3 www.topcon.com

7



8



5



REV	DATE	ECO NO.	DESCRIPTION OF CHANGE	DRWN	APPR'D	MATERIAL	MACHINING TOLERANCES	DRAWN	DATE	PART OF ASSY:	PART NO:	PROJECT:	SHEET SIZE
1.0	20/09/12	561	ORIGINAL RELEASES	KL			X, X.X, X.XX AS STATED ANGULAR ±0.25°	KL	20/09/12		AGA4385		A3
							HARNES TOLERANCES 0-300 +5/-3 300-1000 +10/-5 1000-3000 +20/-10 3000-5000 +40/-20 STRIP LENGTHS +0.5/-0						N/A
													SHEET 1 OF 1
													REV A

COPYRIGHT: THIS DRAWING IS THE PROPERTY OF TOPCON PRECISION AGRICULTURE. IT MAY NOT BE REPRODUCED IN WHOLE OR IN PART WITHOUT THEIR WRITTEN PERMISSION

UNLESS OTHERWISE STATED, ALL PRINTED COPIES OF THIS DOCUMENT ARE UNCONTROLLED. REFER TO DRAWING REGISTER FOR LATEST RELEASE



# *System 150*

## *AES-25 Electric Steering Options*



*AES-25 Electric Steering*

*AGI-3 Receiver/  
Steering Controller*

*AGI-4 Receiver/  
Steering Controller*

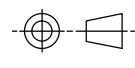
*GX-45 Console*

### **Contents**

- AGA5296
- AGA4124

PART NO: AGA5296

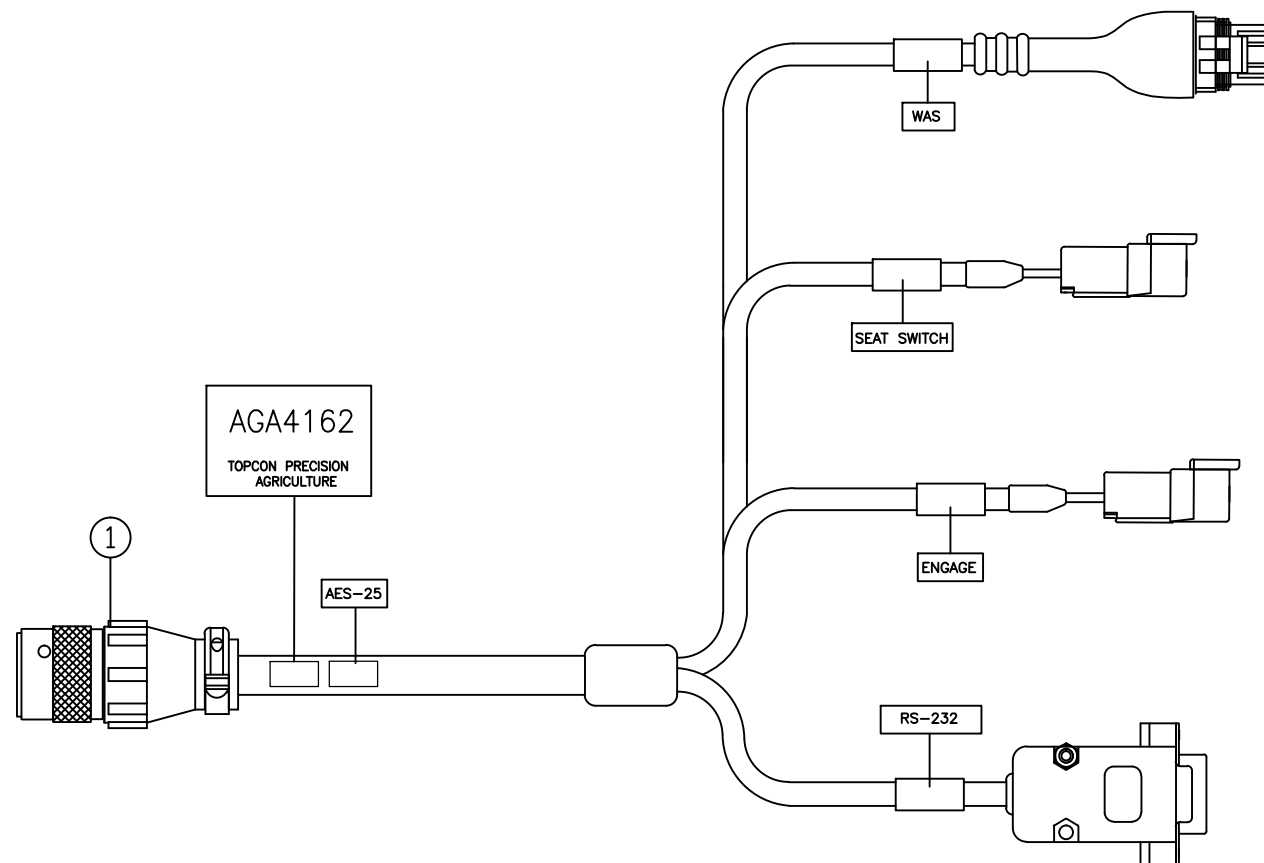
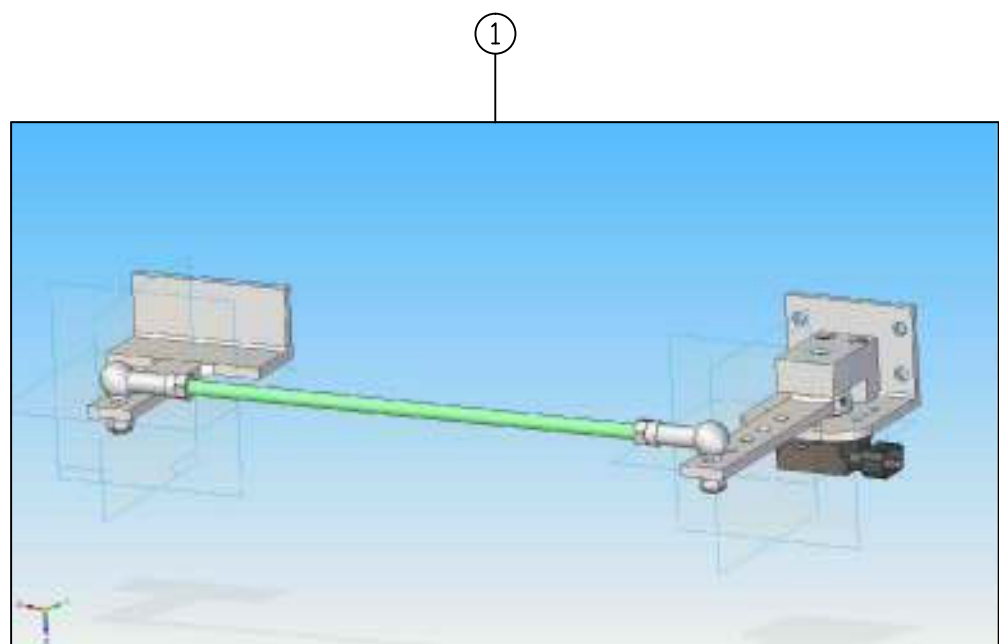
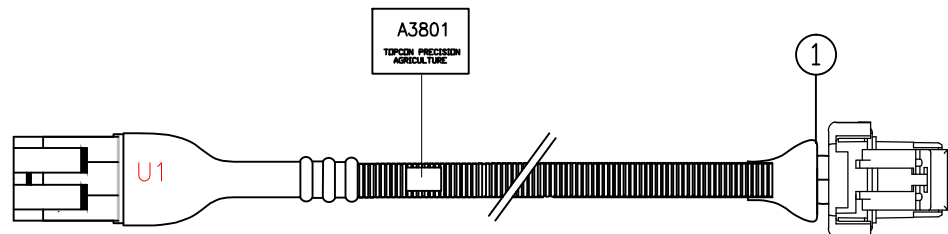
PART OF ASSY:



1



ITEM	QTY	MATERIAL/DESCRIPTION	DWG. NO.	CODE
1	1	ASSY, WHEEL ANGLE SENSOR	X	A3605
2	1	PRO STEER WHEEL ANGLE SENSOR	X	A3660
3	1	WHEEL ANGLE SENSOR INSTALL	X	A3717
4	1	HRNS, WAS FOR AES-25 ENG VER	X	AGA4162
1	1	CARTON, CARDBOARD	X	AGZ319



REV	DATE	ECO NO.	DESCRIPTION OF CHANGE	DRWN	APPR'D	MATERIAL	MACHINING TOLERANCES	DRAWN	DATE	PART OF ASSY:	PART NO:	PROJECT:	SHEET SIZE
1.0	9/05/13	1082	ORIGINAL RELEASE	KL			X, X.X, X.XX AS STATED +/-1, +/-0.2, +20/-10, +40/-20 ANGULAR ±0.25°	KL	8/05/13		AGA5296		A3
							HARNES TOLERANCES 0-300 +5/-3, 300-1000 +10/-5, 1000-3000 +20/-10, 3000-5000 +40/-20 STRIP LENGTHS +0.5/-0				KIT, AES-25 WHEEL ANGLE SENSOR		N/A
													SHEET 1 OF 1
													REV 1.0



14 PARK WAY  
MAWSON LAKES  
SOUTH AUSTRALIA  
5095  
PH: +61(0)882033300  
FAX: +611300307205  
EMAIL: info@topcon.com  
www.topcon.com

DRAWING NO: 004540

SECURITY CLASS  
CONFIDENTIAL

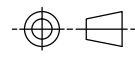
DRAWING STANDARD  
AS1100

COPYRIGHT: THIS DRAWING IS THE PROPERTY OF TOPCON PRECISION AGRICULTURE. IT MAY NOT BE REPRODUCED IN WHOLE OR IN PART WITHOUT THEIR WRITTEN PERMISSION.

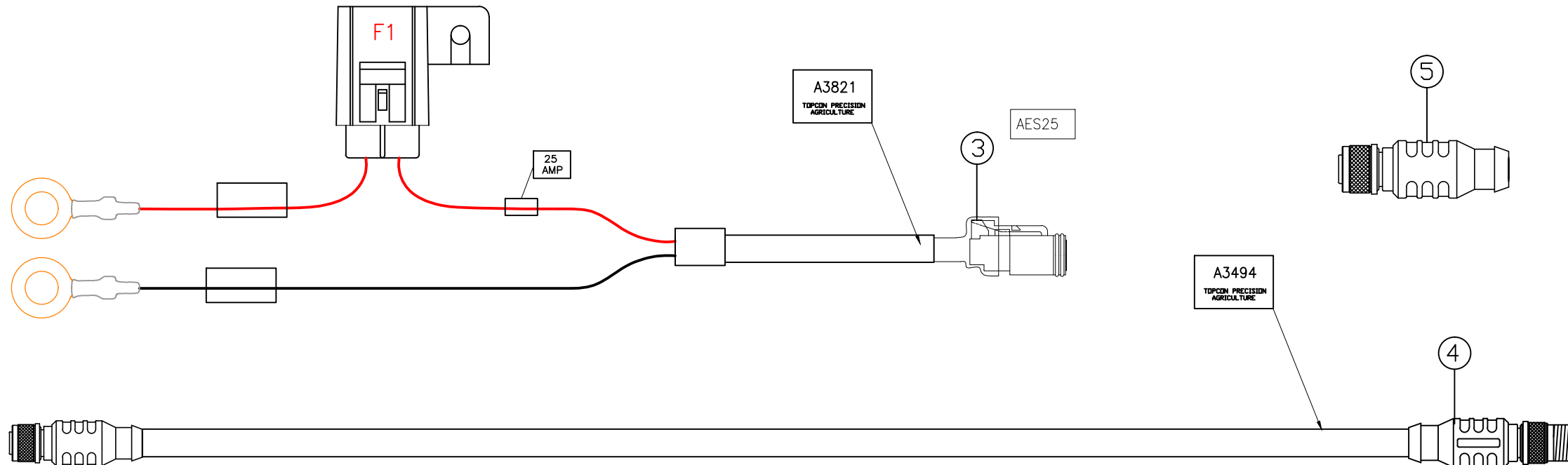
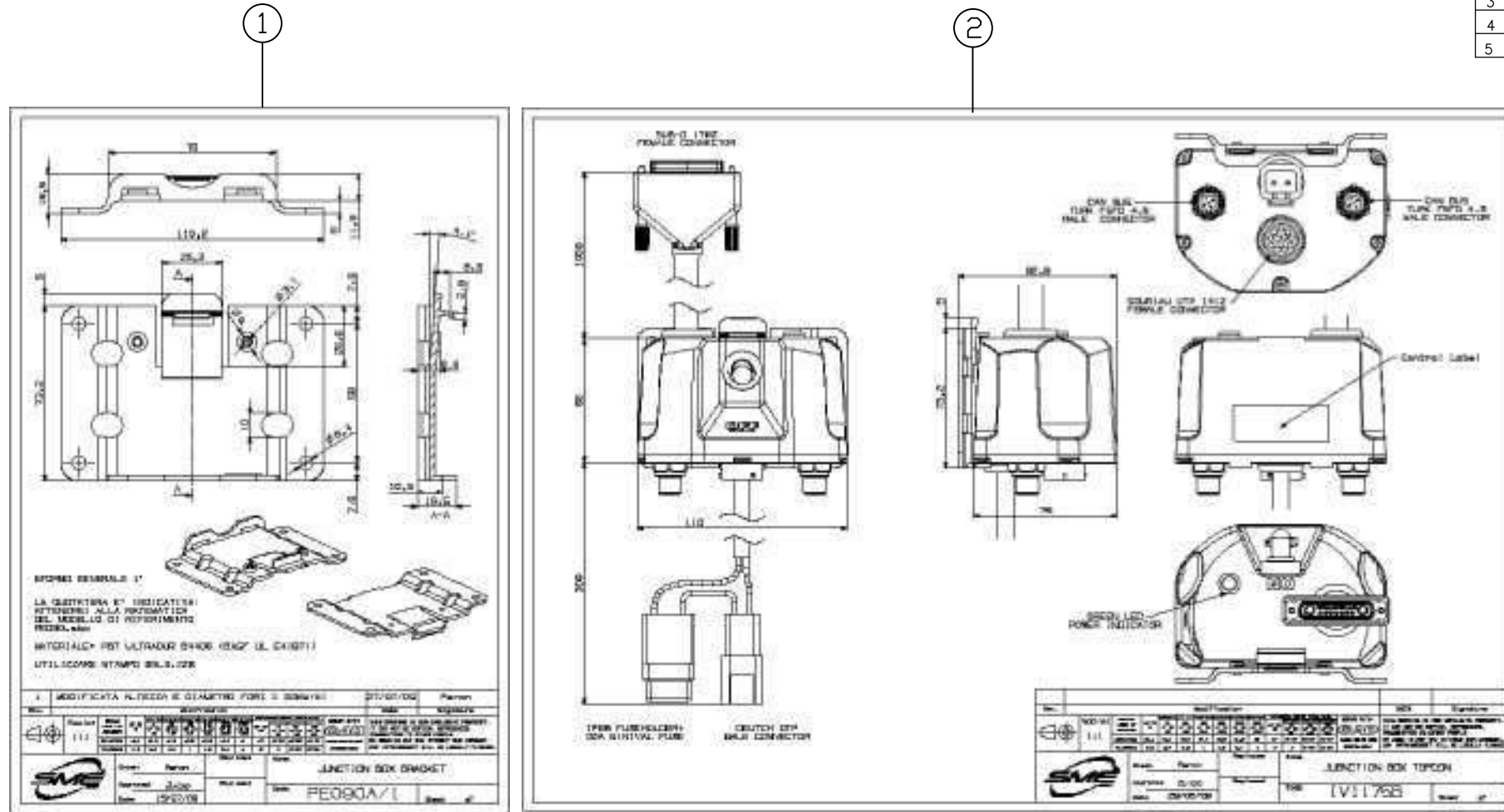
UNLESS OTHERWISE STATED, ALL PRINTED COPIES OF THIS DOCUMENT ARE UNCONTROLLED. REFER TO DRAWING REGISTER FOR LATEST RELEASE.

PART NO: AGA4124

PART OF ASSY:



ITEM	QTY	MATERIAL/DESCRIPTION	DWG. NO.	CODE
1	1	ELEC STEER JNCTN BOX MNTG BRKT	X	AGA3873
2	1	ASSY, AES-25 PWR STEER JCTN BOX	X	A3819
3	1	HRNS/ ELEC STEER PWR STEER	X	A3821
4	1	CAN EXTENSION 3 METRES	X	A3494
5	1	CAN TERMINATOR FEMALE TURCK	X	Y1071



REV	DATE	ECO NO.	DESCRIPTION OF CHANGE	DRWN	APPR'D	MATERIAL	MACHINING TOLERANCES	DRAWN	DATE	PART OF ASSY:	PART NO:	PROJECT:	SHEET SIZE						
1.0	18/06/12	-	ORIGINAL RELEASE	KL			X, +/-1 X.X +/-0.2 X.XX AS STATED ANGULAR ±0.25°	KL	18/06/12		AGA4124		A3						
							HARNES TOLERANCES 0-300 +5/-3 300-1000 +10/-5 1000-3000 +20/-10 3000-5000 +40/-20 STRIP LENGTHS +0.5/-0						N/A						
													SHEET 1 OF 1						
<table border="0"> <tr> <td><b>TOPCON</b> Precision Agriculture</td> <td>14 PARK WAY MAWSON LAKES SOUTH AUSTRALIA 5095</td> <td>PH:+61(0)882033300 FAX: +611300307205 EMAIL:info@topcon.com www.topcon.com</td> </tr> </table>											<b>TOPCON</b> Precision Agriculture	14 PARK WAY MAWSON LAKES SOUTH AUSTRALIA 5095	PH:+61(0)882033300 FAX: +611300307205 EMAIL:info@topcon.com www.topcon.com	TITLE: KIT, AES-25 TRANSFER SUIT SYS150 & X20		DRAWING NO: 00XXXX	SECURITY CLASS CONFIDENTIAL	DRAWING STANDARD AS1100	REV 1.0
<b>TOPCON</b> Precision Agriculture	14 PARK WAY MAWSON LAKES SOUTH AUSTRALIA 5095	PH:+61(0)882033300 FAX: +611300307205 EMAIL:info@topcon.com www.topcon.com																	

COPYRIGHT: THIS DRAWING IS THE PROPERTY OF TOPCON PRECISION AGRICULTURE. IT MAY NOT BE REPRODUCED IN WHOLE OR IN PART WITHOUT THEIR WRITTEN PERMISSION.

UNLESS OTHERWISE STATED, ALL PRINTED COPIES OF THIS DOCUMENT ARE UNCONTROLLED. REFER TO DRAWING REGISTER FOR LATEST RELEASE.

# *System 150*

## *Steer-Ready*



### **Contents**

- Base Kit
- Harness Kits
- Receiver Mounting Bracket Kits



# *System 150*

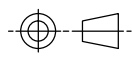
## *Steer-Ready Base Kit*



### **Contents**

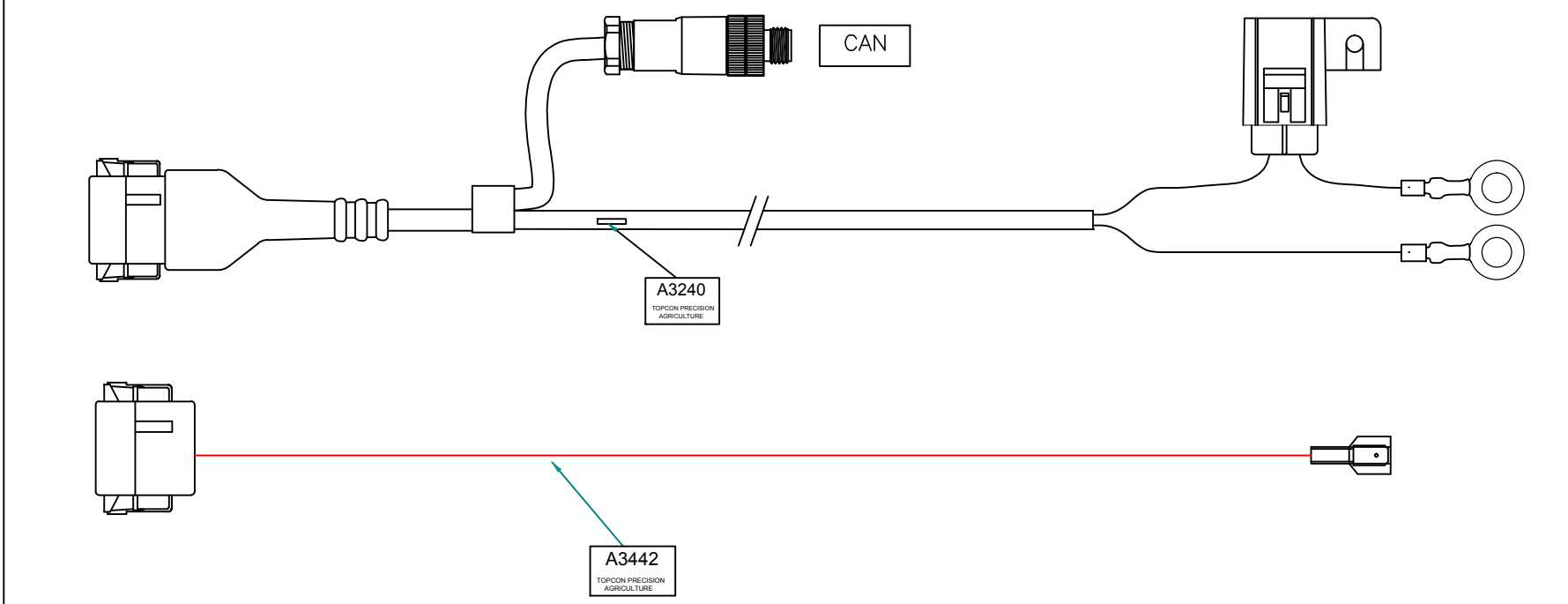
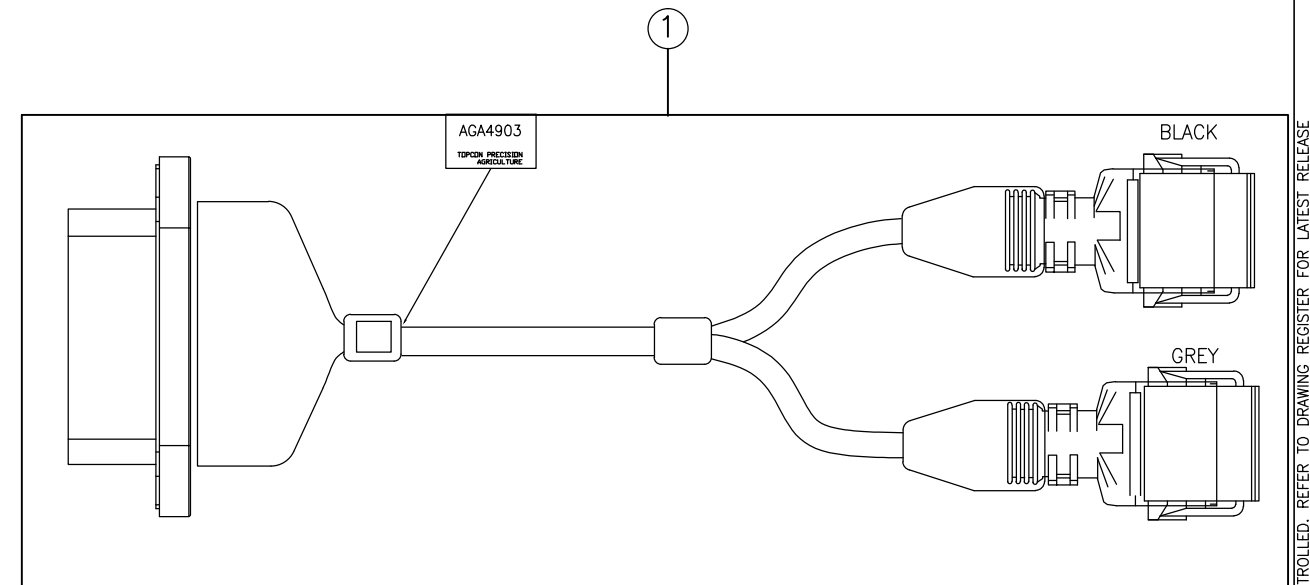
- 1002373-01
- AGA4860
- AGA5249

PART NO: 1002373-01



PART OF ASSY:

ITEM	QTY	MATERIAL/DESCRIPTION	DWG. NO.	CODE
1	1	ASSY,AGI-4 AM	X	01-104701-01
2	1	SYSTEM 110/150 CONSOLE KIT	X	A3636



REV	DATE	ECO NO.	DESCRIPTION OF CHANGE	DRWN	APPR'D	MATERIAL	MACHINING TOLERANCES
1.0	18/04/13	1110	ORIGINAL RELEASE	KL			X, +/-1 X.X +/-0.2 X.XX AS STATED ANGULAR ±0.25°
						FINISH	HARNES TOLERANCES 0-300 +5/-3 300-1000 +10/-5 1000-3000 +20/-10 3000-5000 +40/-20 STRIP LENGTHS +0.5/-0

DRAWN	KL	DATE	16/04/13	PART OF ASSY:	
CHECKED		DATE		MACHINE FINISH	3.2
ENG APPROVAL		DATE		ALL ROUND UNLESS OTHERWISE STATED	
		14 PARK WAY MAWSON LAKES SOUTH AUSTRALIA 5095		PH:+61(0)882033300 FAX: +611300307205 EMAIL:info@topcon.com www.topcon.com	

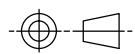
PART NO:	1002373-01	PROJECT:	2222	SHEET SIZE	A3
TITLE:	KIT, SYSTEM 150 WITH AGI-4			SCALE	N/A
DRAWING NO:	004504	SECURITY CLASS	CONFIDENTIAL	DRAWING STANDARD	AS1100
				REV	1.0

COPYRIGHT: THIS DRAWING IS THE PROPERTY OF TOPCON PRECISION AGRICULTURE. IT MAY NOT BE REPRODUCED IN WHOLE OR IN PART WITHOUT THEIR WRITTEN PERMISSION.

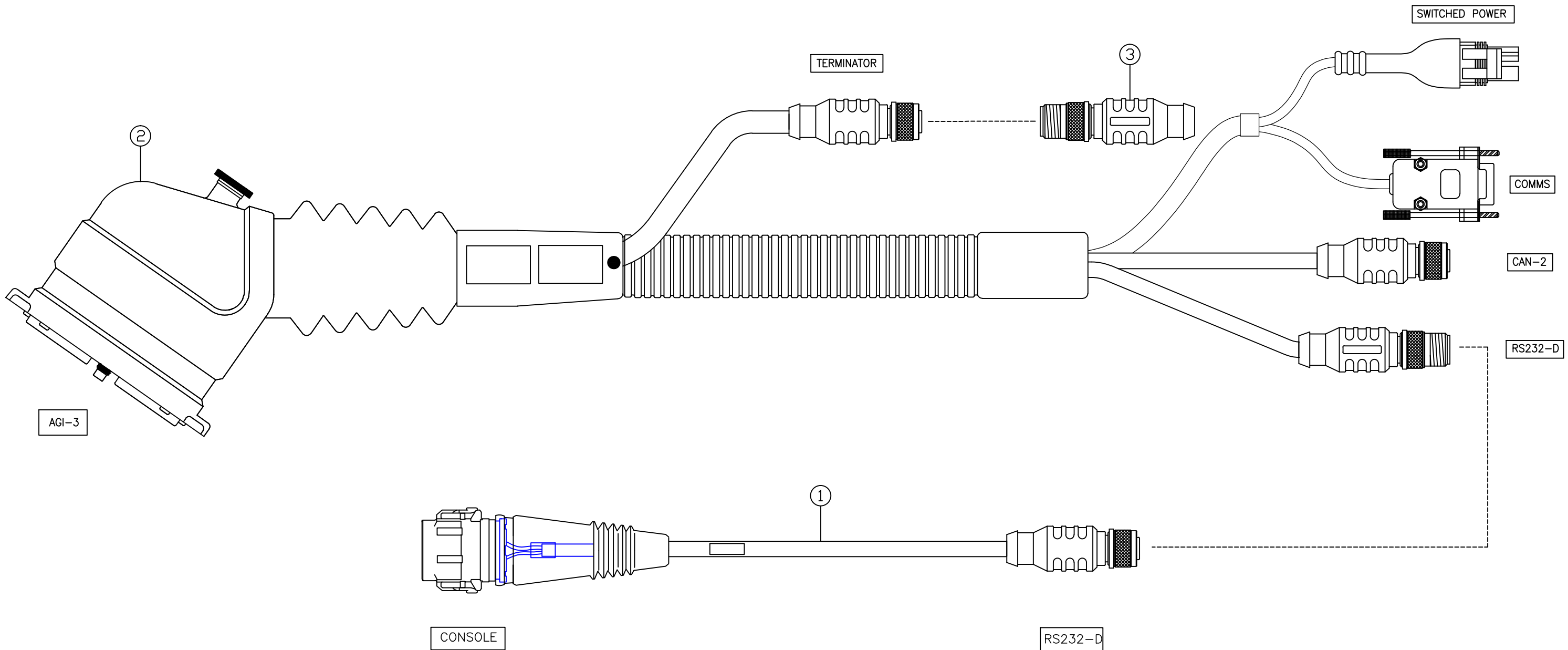
UNLESS OTHERWISE STATED, ALL PRINTED COPIES OF THIS DOCUMENT ARE UNCONTROLLED. REFER TO DRAWING REGISTER FOR LATEST RELEASE.

PART NO: AGA4860

PART OF ASSY:



ITEM	QTY	MATERIAL/DESCRIPTION	DWG. NO.	CODE
1	1	SYSTEM 150 CONSOLE TO AGI-3	X	A3624
2	1	HRNS, SYSTEM 150 GENERIC POWER COMS	X	AGA4650
2	1	CAN TERMINATOR, MALE TURK	X	Y1073



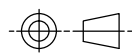
COPYRIGHT: THIS DRAWING IS THE PROPERTY OF TOPCON PRECISION AGRICULTURE. IT MAY NOT BE REPRODUCED IN WHOLE OR IN PART WITHOUT THEIR WRITTEN PERMISSION

UNLESS OTHERWISE STATED, ALL PRINTED COPIES OF THIS DOCUMENT ARE UNCONTROLLED. REFER TO DRAWING REGISTER FOR LATEST RELEASE

REV	DATE	ECO NO.	DESCRIPTION OF CHANGE	DRWN	APPR'D	MATERIAL	MACHINING TOLERANCES	DRAWN	DATE	PART OF ASSY:	PART NO:	PROJECT:	SHEET SIZE			
1.0	19/09/11	803	ORIGINAL RELEASE	KL			X, +/-1 X.X +/-0.2 X.XX AS STATED ANGULAR ±0.25°	KL	19/09/11		AGA4860	2129	A3			
						FINISH	HARNES TOLERANCES 0-300 +5/-3 300-1000 +10/-5 1000-3000 +20/-10 3000-5000 +40/-20 STRIP LENGTHS +0.5/-0									
<table border="0"> <tr> <td> <p>DO NOT SCALE UNLESS OTHERWISE STATED ALL DIMENSIONS ARE IN MILLIMETRES</p> <p>3.2 ALL ROUND UNLESS OTHERWISE STATED</p> </td> <td> <p>14 PARK WAY MAWSON LAKES SOUTH AUSTRALIA 5095</p> <p>PH:+61(0)882033300 FAX: +611300307205 EMAIL:info@topcon.com www.topcon.com</p> </td> </tr> </table>											<p>DO NOT SCALE UNLESS OTHERWISE STATED ALL DIMENSIONS ARE IN MILLIMETRES</p> <p>3.2 ALL ROUND UNLESS OTHERWISE STATED</p>	<p>14 PARK WAY MAWSON LAKES SOUTH AUSTRALIA 5095</p> <p>PH:+61(0)882033300 FAX: +611300307205 EMAIL:info@topcon.com www.topcon.com</p>	<p>TITLE: KIT, SYSTEM 150/AES25 HRN INC MODEM CONNECTOR</p>		<p>SCALE N/A</p>	
<p>DO NOT SCALE UNLESS OTHERWISE STATED ALL DIMENSIONS ARE IN MILLIMETRES</p> <p>3.2 ALL ROUND UNLESS OTHERWISE STATED</p>	<p>14 PARK WAY MAWSON LAKES SOUTH AUSTRALIA 5095</p> <p>PH:+61(0)882033300 FAX: +611300307205 EMAIL:info@topcon.com www.topcon.com</p>															
DRAWING NO: 003838		SECURITY CLASS CONFIDENTIAL		DRAWING STANDARD AS1100		REV 1.0										

PART NO: AGA5249

PART OF ASSY:

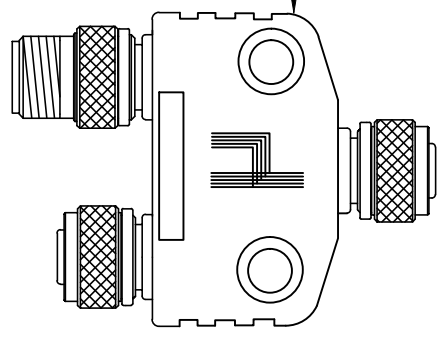


1

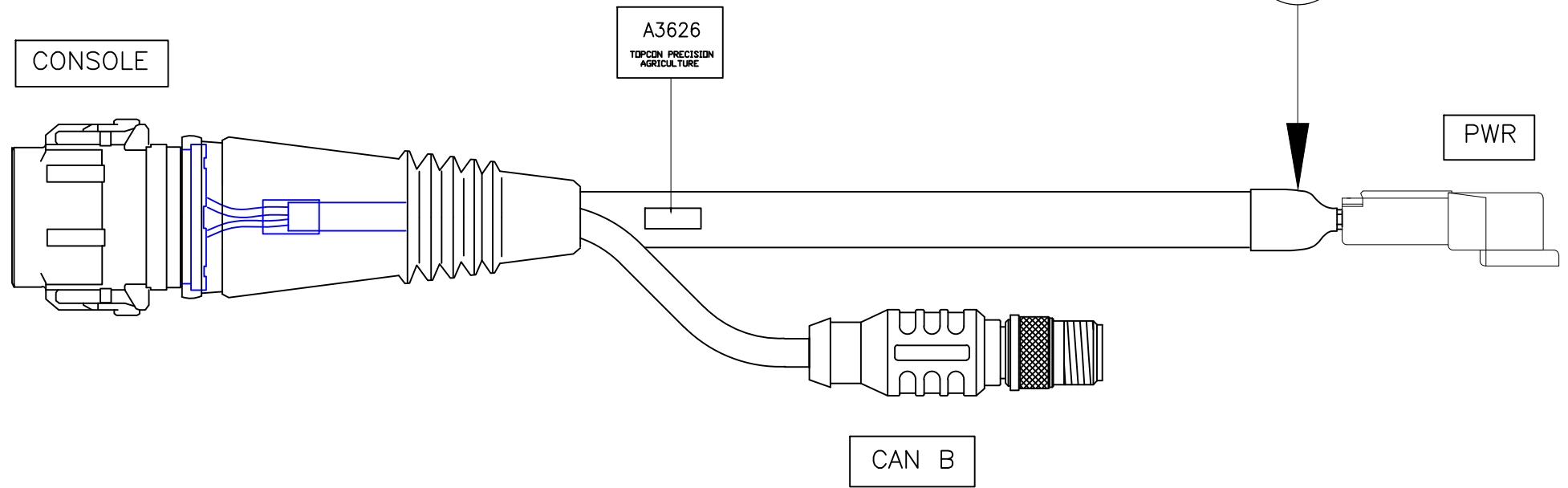
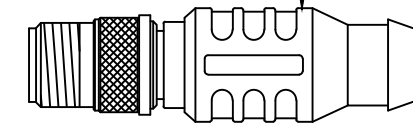


ITEM	QTY	MATERIAL/DESCRIPTION	DWG. NO.	CODE
1	1	ACU-1 COMPLETE ASSEMBLY	X	3601
2	1	SYS150 CONSOLE POWER	X	A3626
3	1	CABLE TIE 380mm X 4.8mm	X	Y004
4	1	CAN TERMINATOR MALE TURCK	X	Y1073
5	1	CAN TEE, FEMALE-FEMALE-MALE	X	Y1091

5



4



2

REV	DATE	ECO NO.	DESCRIPTION OF CHANGE	DRWN	APPR'D	MATERIAL	MACHINING TOLERANCES	FINISH	HARNES TOLERANCES	STRIP LENGTHS	DRAWN	DATE	PART OF ASSY:	PART NO:	PROJECT:	SHEET SIZE
1.0	26/02/13	1067	ORIGINAL RELEASE	KL			X, +/-1 X.X +/-0.2 X.XX AS STATED ANGULAR ±0.25°		0-300 +5/-3 300-1000 +10/-5 1000-3000 +20/-10 3000-5000 +40/-20 STRIP LENGTHS +0.5/-0		KL	26/02/13		AGA5249		A3
TITLE: KIT, ACU-1 GENERIC ADAPTOR DRAWING NO: 00XXXX SECURITY CLASS: CONFIDENTIAL DRAWING STANDARD: AS1100														1 OF 1		
PH: +61(0)882033300 FAX: +611300307205 EMAIL: info@topcon.com www.topcon.com														REV 1.0		

COPYRIGHT: THIS DRAWING IS THE PROPERTY OF TOPCON PRECISION AGRICULTURE. IT MAY NOT BE REPRODUCED IN WHOLE OR IN PART WITHOUT THEIR WRITTEN PERMISSION

UNLESS OTHERWISE STATED, ALL PRINTED COPIES OF THIS DOCUMENT ARE UNCONTROLLED. REFER TO DRAWING REGISTER FOR LATEST RELEASE



# *System 150*

## *Steer-Ready Harness Kits*

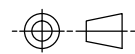


### **Contents**

- AGA5145
- AGA5141
- AGA5142
- AGA5139
- AGA5143
- AGA5144
- AGA5138
- AGA5137
- AGA5135
- AGA5027

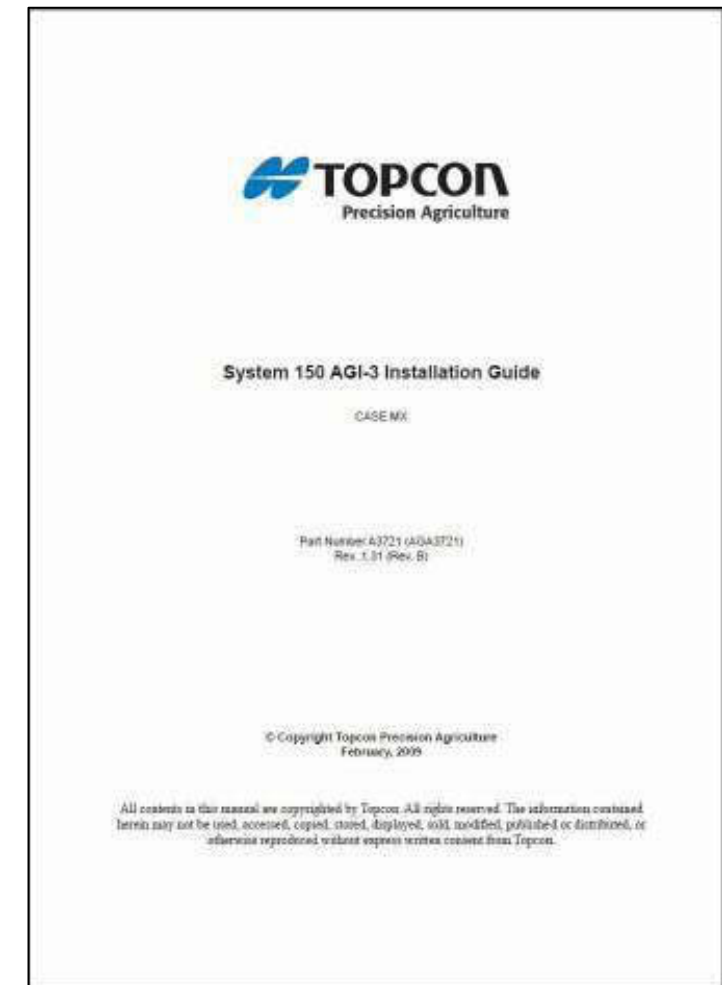
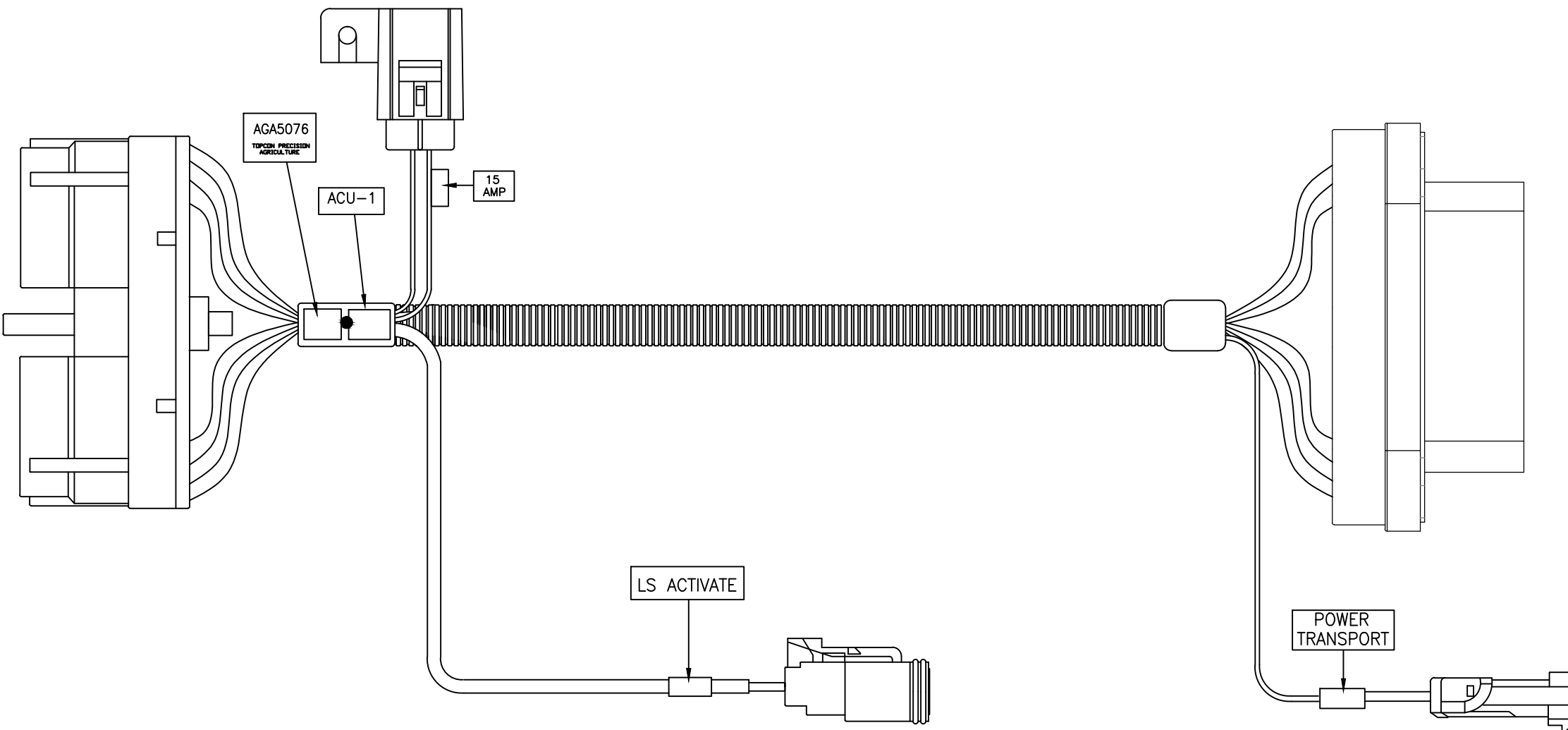


PART NO: AGA5141



PART OF ASSY:

ITEM	QTY	MATERIAL/DESCRIPTION	DWG. NO.	CODE
1	1	INSTALL GUIDE CASE MX SYS 150	X	A3721
2	1	HRNS, SYSTEM 150 STEERING INTERFACE	X	AGA5076

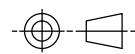


COPYRIGHT: THIS DRAWING IS THE PROPERTY OF TOPCON PRECISION AGRICULTURE. IT MAY NOT BE REPRODUCED IN WHOLE OR IN PART WITHOUT THEIR WRITTEN PERMISSION

UNLESS OTHERWISE STATED, ALL PRINTED COPIES OF THIS DOCUMENT ARE UNCONTROLLED. REFER TO DRAWING REGISTER FOR LATEST RELEASE

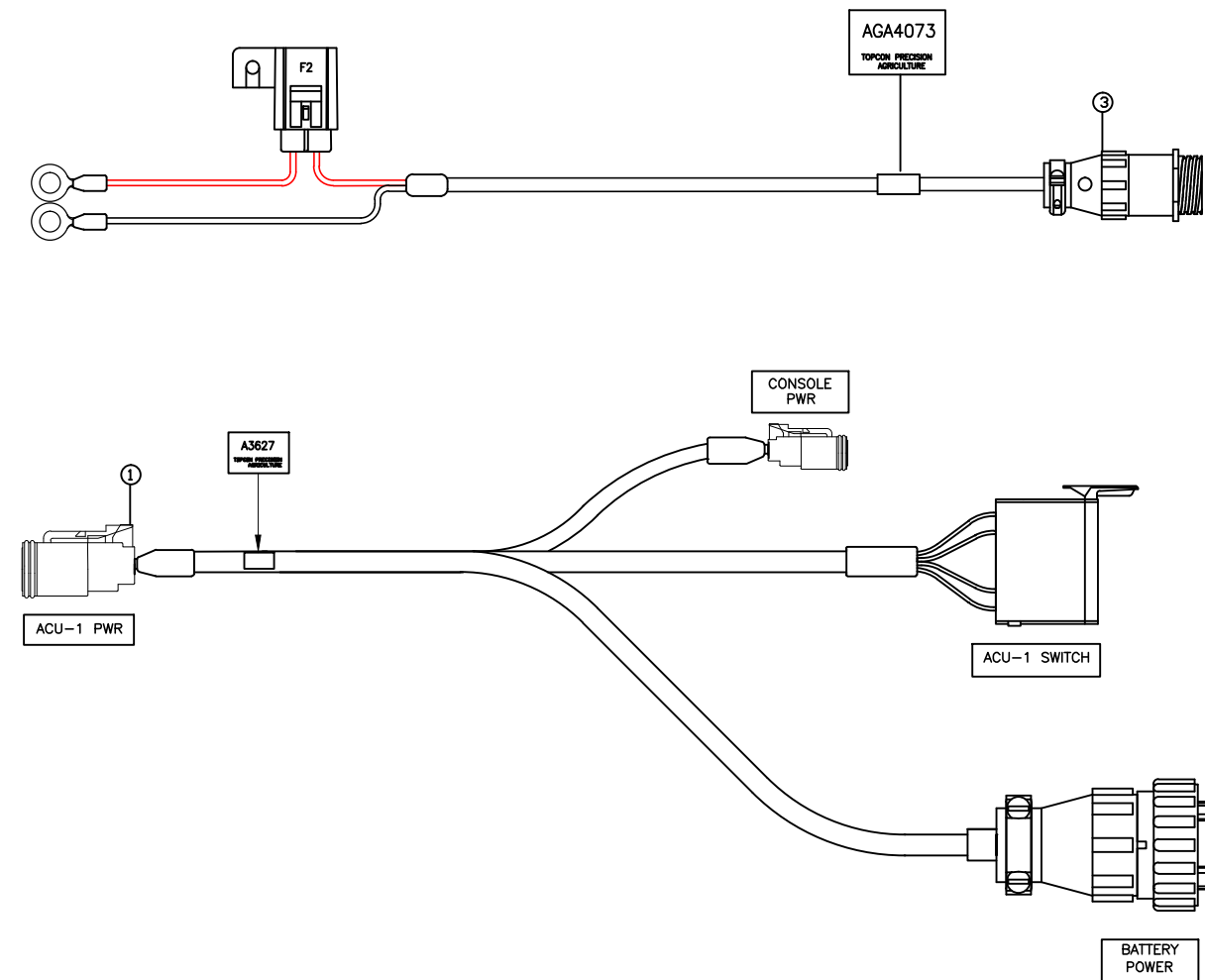
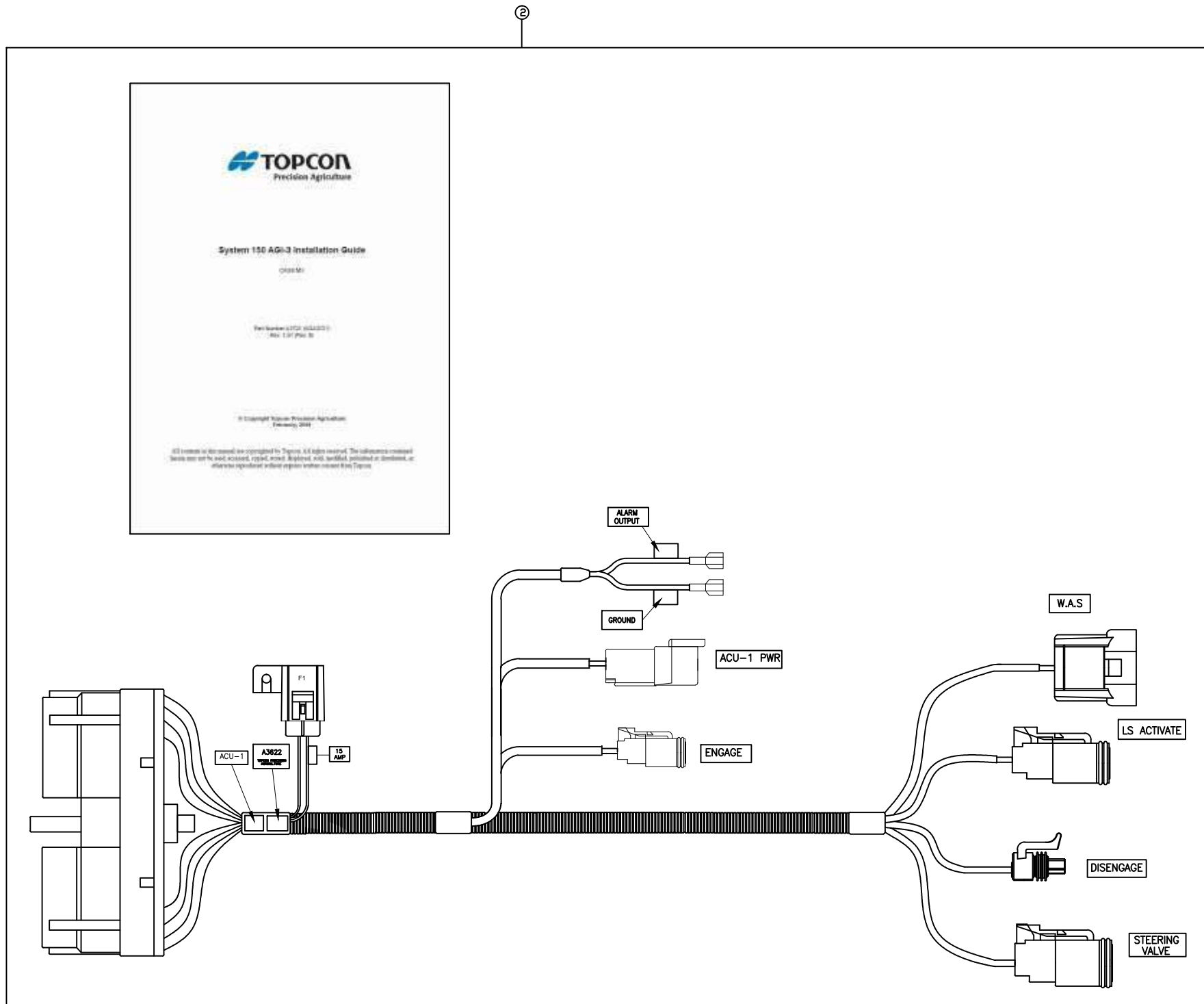
REV	DATE	ECO NO.	DESCRIPTION OF CHANGE	DRWN	APPR'D	MATERIAL	MACHINING TOLERANCES	DRAWN	DATE	PART OF ASSY:	PART NO:	PROJECT:	SHEET SIZE										
1.0	19/07/13	983	ORIGINAL RELEASE	KL			X, +/-1 X.X +/-0.2 X.XX AS STATED ANGULAR ±0.25°	KL	19/07/13		AGA5141		A3										
							HARNES TOLERANCES 0-300 +5/-3 300-1000 +10/-5 1000-3000 +20/-10 3000-5000 +40/-20 STRIP LENGTHS +0.5/-0						N/A										
													SHEET 1 OF 1										
<table border="0"> <tr> <td><b>TOPCON</b> Precision Agriculture</td> <td>14 PARK WAY MAWSON LAKES SOUTH AUSTRALIA 5095</td> <td>PH: +61(0)882033300 FAX: +611300307205 EMAIL: info@topcon.com www.topcon.com</td> </tr> </table>											<b>TOPCON</b> Precision Agriculture	14 PARK WAY MAWSON LAKES SOUTH AUSTRALIA 5095	PH: +61(0)882033300 FAX: +611300307205 EMAIL: info@topcon.com www.topcon.com	TITLE: KIT, CNH MX/T8000 ENCODER STEER READY		DRAWING NO: 004204		SECURITY CLASS CONFIDENTIAL		DRAWING STANDARD AS1100		REV 1.0	
<b>TOPCON</b> Precision Agriculture	14 PARK WAY MAWSON LAKES SOUTH AUSTRALIA 5095	PH: +61(0)882033300 FAX: +611300307205 EMAIL: info@topcon.com www.topcon.com																					

PART NO: AGA5142



PART OF ASSY:

ITEM	QTY	MATERIAL/DESCRIPTION	DWG. NO.	CODE
1	1	SYSTEM 150 ACU-1 POWER ADAPTOR	X	A3627
2	1	KIT, SYS 150 SUIT MAGNUM STEER	X	AGA3918
3	1	HRNS, X30 POWER	X	AGA4073



REV	DATE	ECO NO.	DESCRIPTION OF CHANGE	DRWN	APPR'D	MATERIAL	MACHINING TOLERANCES	DRAWN	DATE	PART OF ASSY:	PART NO:	PROJECT:	SHEET SIZE
1.0	18/07/13	983	ORIGINAL RELEASE	KL			X, +/-1 X.X +/-0.2 X.XX AS STATED ANGULAR ±0.25°	KL	18/07/13		AGA5142		A3
						FINISH	HARNES TOLERANCES 0-300 +5/-3 300-1000 +10/-5 1000-3000 +20/-10 3000-5000 +40/-20 STRIP LENGTHS +0.5/-0						
MACHINE FINISH 3.2 DO NOT SCALE UNLESS OTHERWISE STATED ALL DIMENSIONS ARE IN MILLIMETRES ALL ROUND UNLESS OTHERWISE STATED											TITLE: KIT, CNH MX/T8000 TRANSDUCER, STEER READY		SCALE N/A
DRAWING NO: 004205											SECURITY CLASS CONFIDENTIAL	DRAWING STANDARD AS1100	SHEET 1 OF 1 REV 1.0
TOPCON Precision Agriculture 14 PARK WAY MAWSON LAKES SOUTH AUSTRALIA 5095 PH:+61(0)882033300 FAX: +611300307205 EMAIL:info@topcon.com www.topcon.com													

COPYRIGHT: THIS DRAWING IS THE PROPERTY OF TOPCON PRECISION AGRICULTURE. IT MAY NOT BE REPRODUCED IN WHOLE OR IN PART WITHOUT THEIR WRITTEN PERMISSION

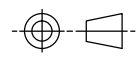
UNLESS OTHERWISE STATED, ALL PRINTED COPIES OF THIS DOCUMENT ARE UNCONTROLLED. REFER TO DRAWING REGISTER FOR LATEST RELEASE



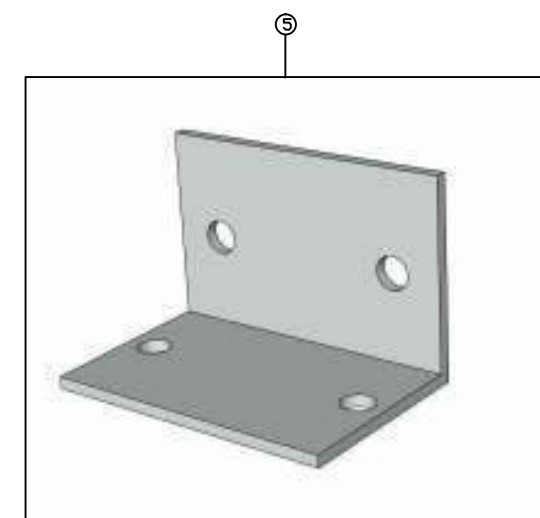
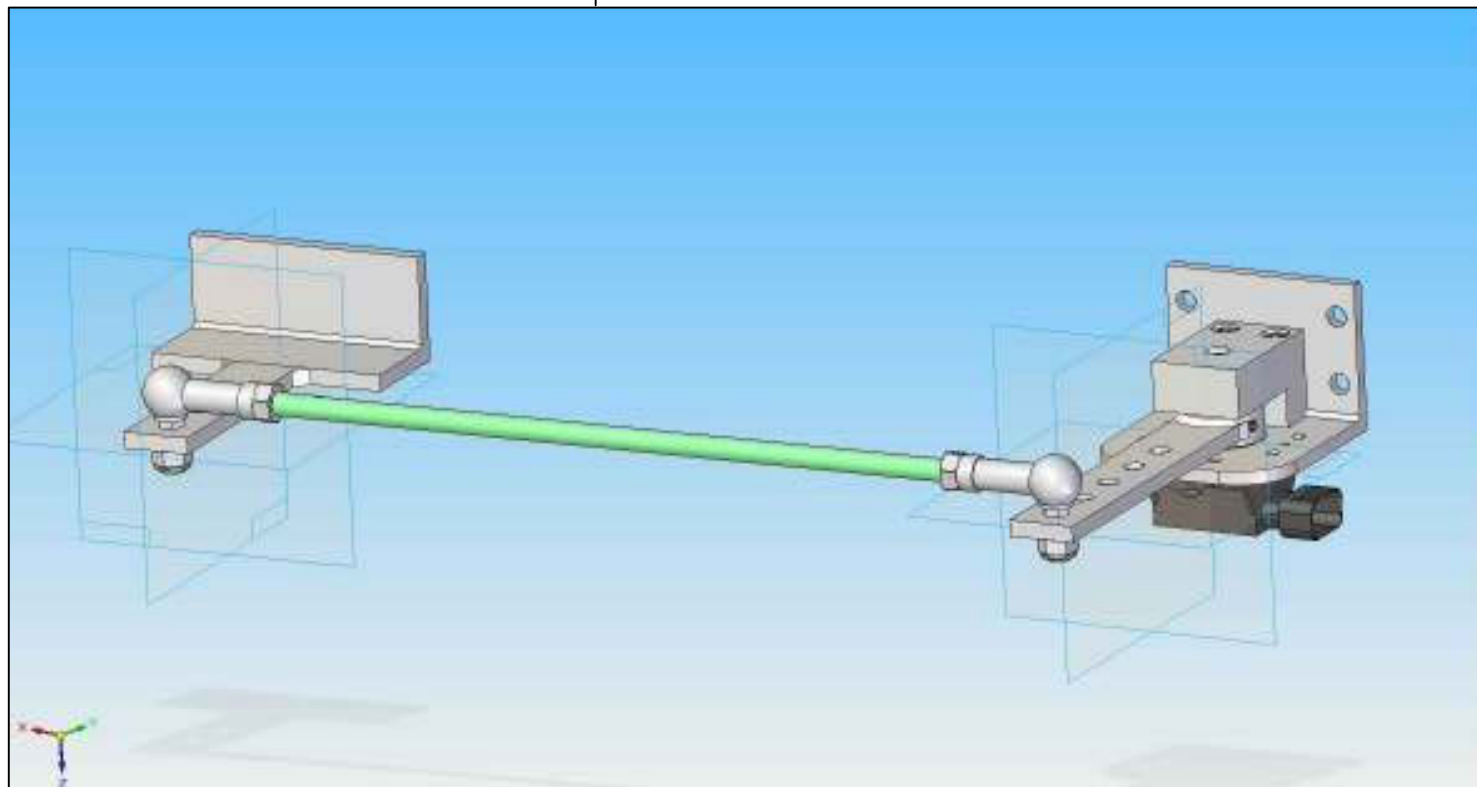
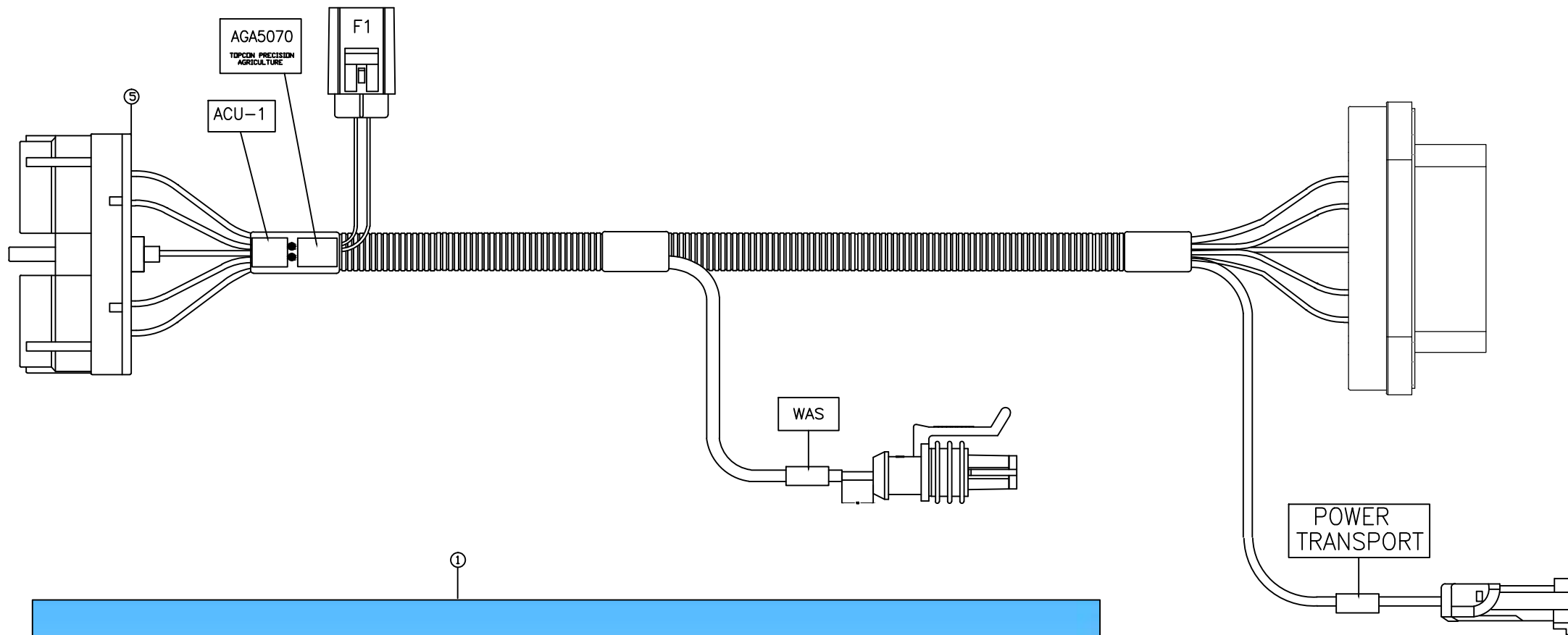


PART NO: AGA5143

PART OF ASSY:



ITEM	QTY	MATERIAL/DESCRIPTION	DWG. NO.	CODE
1	1	ASSY, WHEEL ANGLE SENSOR	X	A3605
2	1	WHEEL ANGLE SENSOR INSTALL	X	A3717
3	1	INSTALL GUIDE SUIT AGA4292	X	AGA4293
4	1	HRNS, SYS15 STEER INTERFACE	X	AGA5070
5	1	BRACKET, WAS GENERIC MOUNTING	X	AGM383



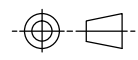
REV	DATE	ECO NO.	DESCRIPTION OF CHANGE	DRWN	APPR'D	MATERIAL	MACHINING TOLERANCES	DRAWN	DATE	PART OF ASSY:	PART NO:	PROJECT:	SHEET SIZE
1.0	18/07/13	983	ORIGINAL RELEASE	KL			X, +/-1 X.X +/-0.2 X.XX AS STATED ANGULAR ±0.25°	KL	18/07/13		AGA5143		A3
							HARNES TOLERANCES 0-300 +5/-3 300-1000 +10/-5 1000-3000 +20/-10 3000-5000 +40/-20 STRIP LENGTHS +0.5/-0			MACHINE FINISH 3.2 ALL ROUND UNLESS OTHERWISE STATED			
										DO NOT SCALE UNLESS OTHERWISE STATED ALL DIMENSIONS ARE IN MILLIMETRES			
											TITLE: KIT, CNH STX/T9000 ENCODER STEER READY		SCALE N/A
											DRAWING NO: 004206	SECURITY CLASS CONFIDENTIAL	DRAWING STANDARD AS1100
													SHEET 1 OF 1
													REV 1.0

COPYRIGHT: THIS DRAWING IS THE PROPERTY OF TOPCON PRECISION AGRICULTURE. IT MAY NOT BE REPRODUCED IN WHOLE OR IN PART WITHOUT THEIR WRITTEN PERMISSION.



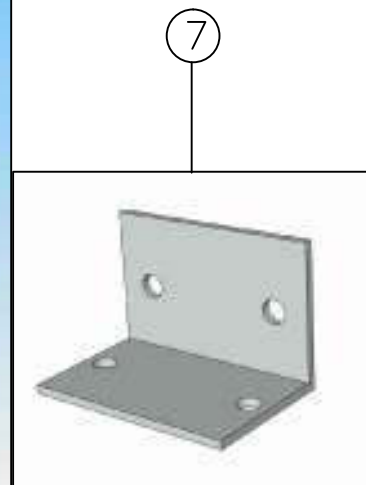
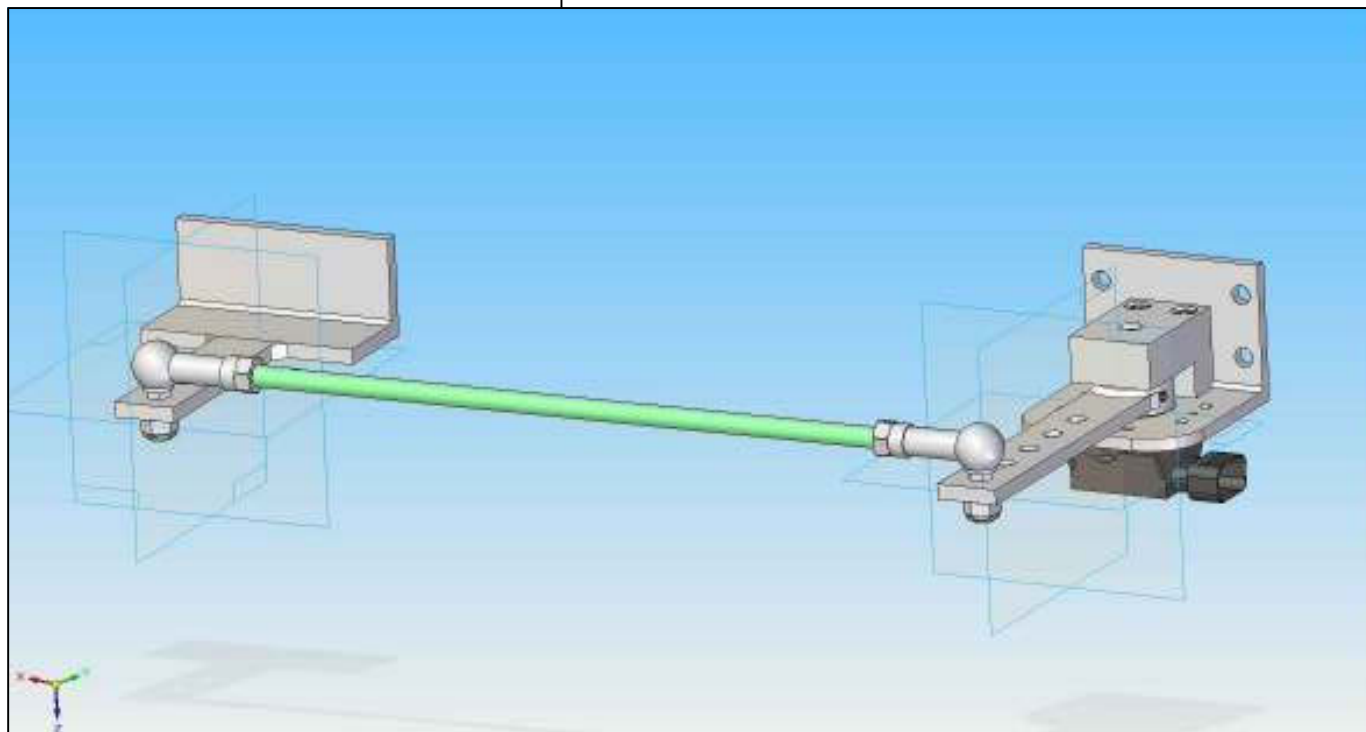
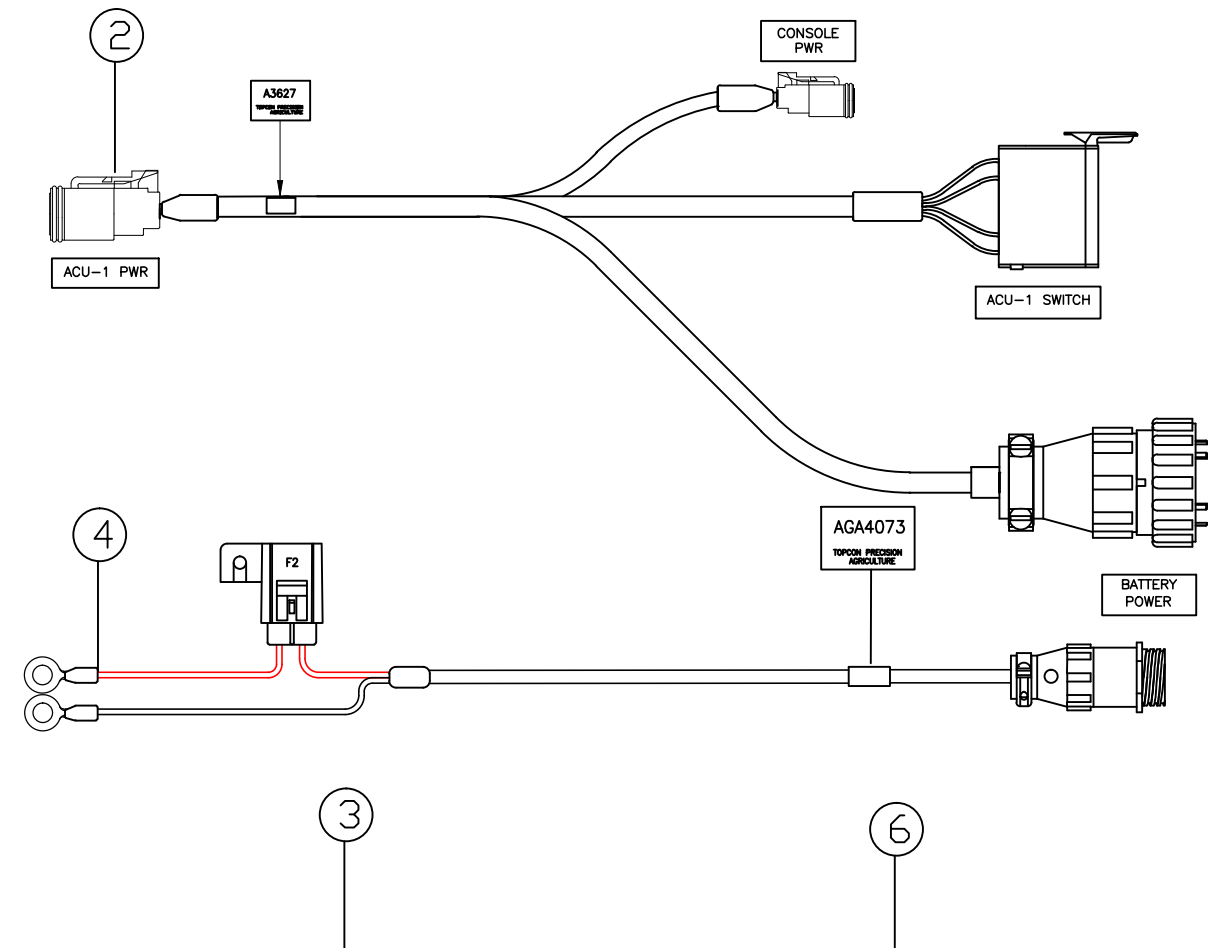
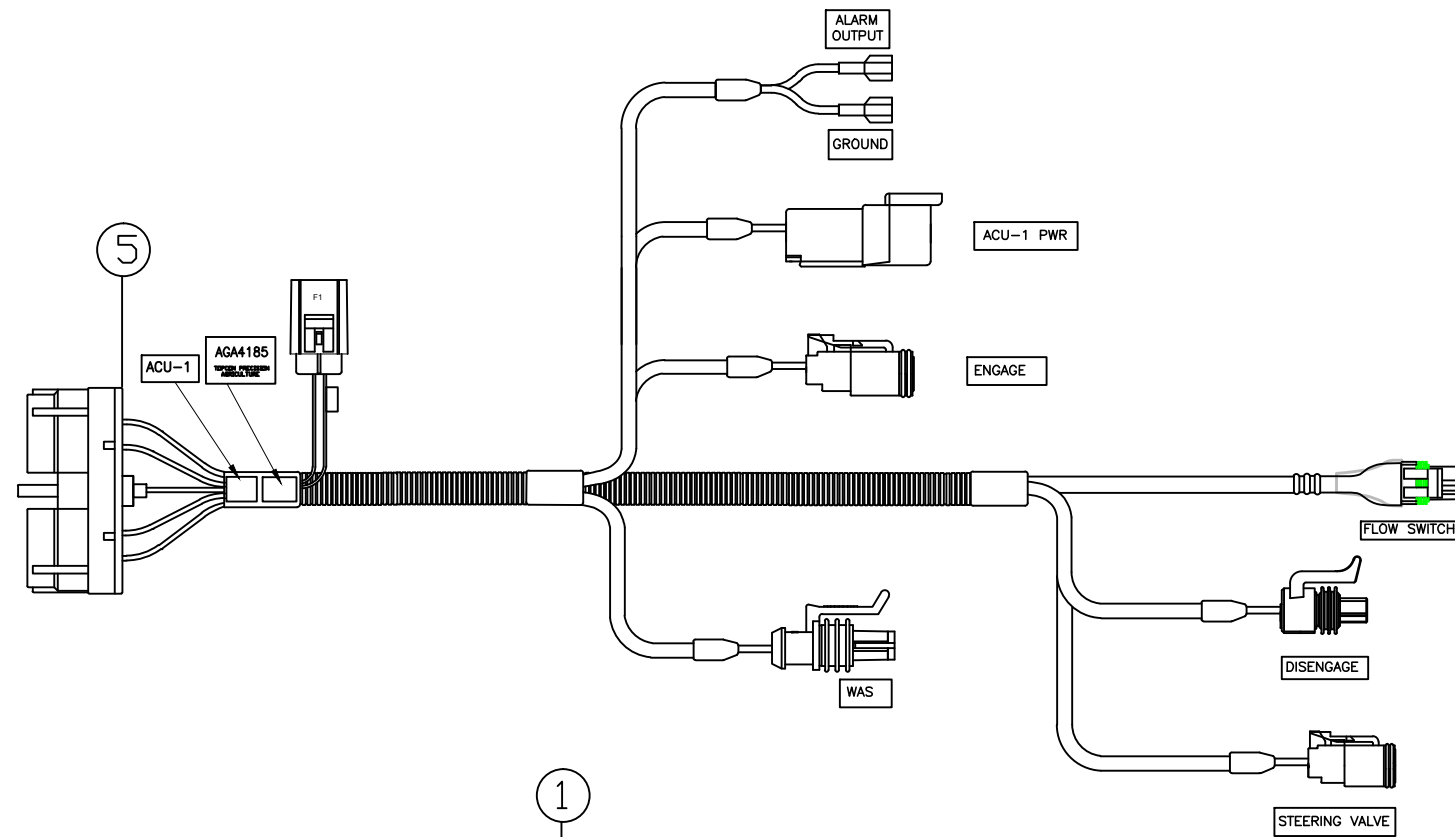
UNLESS OTHERWISE STATED, ALL PRINTED COPIES OF THIS DOCUMENT ARE UNCONTROLLED. REFER TO DRAWING REGISTER FOR LATEST RELEASE.

PART NO: AGA5144

PART OF ASSY:



ITEM	QTY	MATERIAL/DESCRIPTION	DWG. NO.	CODE
1	1	ASSY, WHEEL ANGLE SENSOR	X	A3605
2	1	SYSTEM 150 ACU-1 POWER ADAPTOR	X	A3627
3	1	WHEEL ANGLE SENSOR INSTALL	X	A3717
4	1	HRNS, X30 POWER	X	AGA4073
5	1	HRNS, SYS150 STEER INTERFACE SUIT	X	AGA4185
6	1	INSTALL GUIDE SUIT AGA4292	X	AGA4293
7	1	BRACKET, WAS GENERIC MOUNTING	X	AGM383



REV	DATE	ECO NO.	DESCRIPTION OF CHANGE	DRWN	APPR'D	MATERIAL	MACHINING TOLERANCES	DRAWN	DATE	PART OF ASSY:	PART NO:	PROJECT:	SHEET SIZE
1.0	18/07/13	983	ORIGINAL RELEASE	KL			X, +/-1 X.X +/-0.2 X.XX AS STATED ANGULAR ±0.25°	KL	18/07/13		AGA5144		A3
							HARNES TOLERANCES 0-300 +5/-3 300-1000 +10/-5 1000-3000 +20/-10 3000-5000 +40/-20 STRIP LENGTHS +0.5/-0						N/A
													SHEET 1 OF 1
													REV 1.0

COPYRIGHT: THIS DRAWING IS THE PROPERTY OF TOPCON PRECISION AGRICULTURE. IT MAY NOT BE REPRODUCED IN WHOLE OR IN PART WITHOUT THEIR WRITTEN PERMISSION.

UNLESS OTHERWISE STATED, ALL PRINTED COPIES OF THIS DOCUMENT ARE UNCONTROLLED. REFER TO DRAWING REGISTER FOR LATEST RELEASE.











# *System 150*

## *Steer-Ready*

### *Receiver Mounting*

### *Bracket Kits*



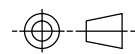
#### **Contents**

- AGA3788
- AGA4199
- AGA4609
- AGA5194
- AGA3644
- A3734
- AGA4511

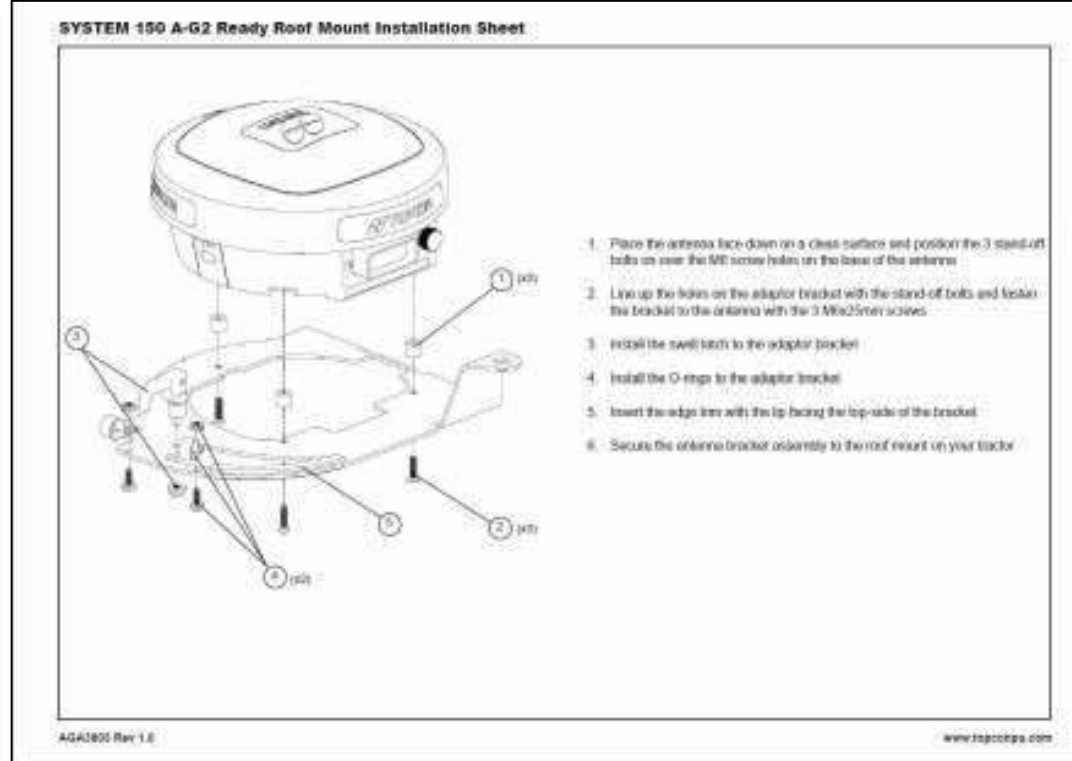

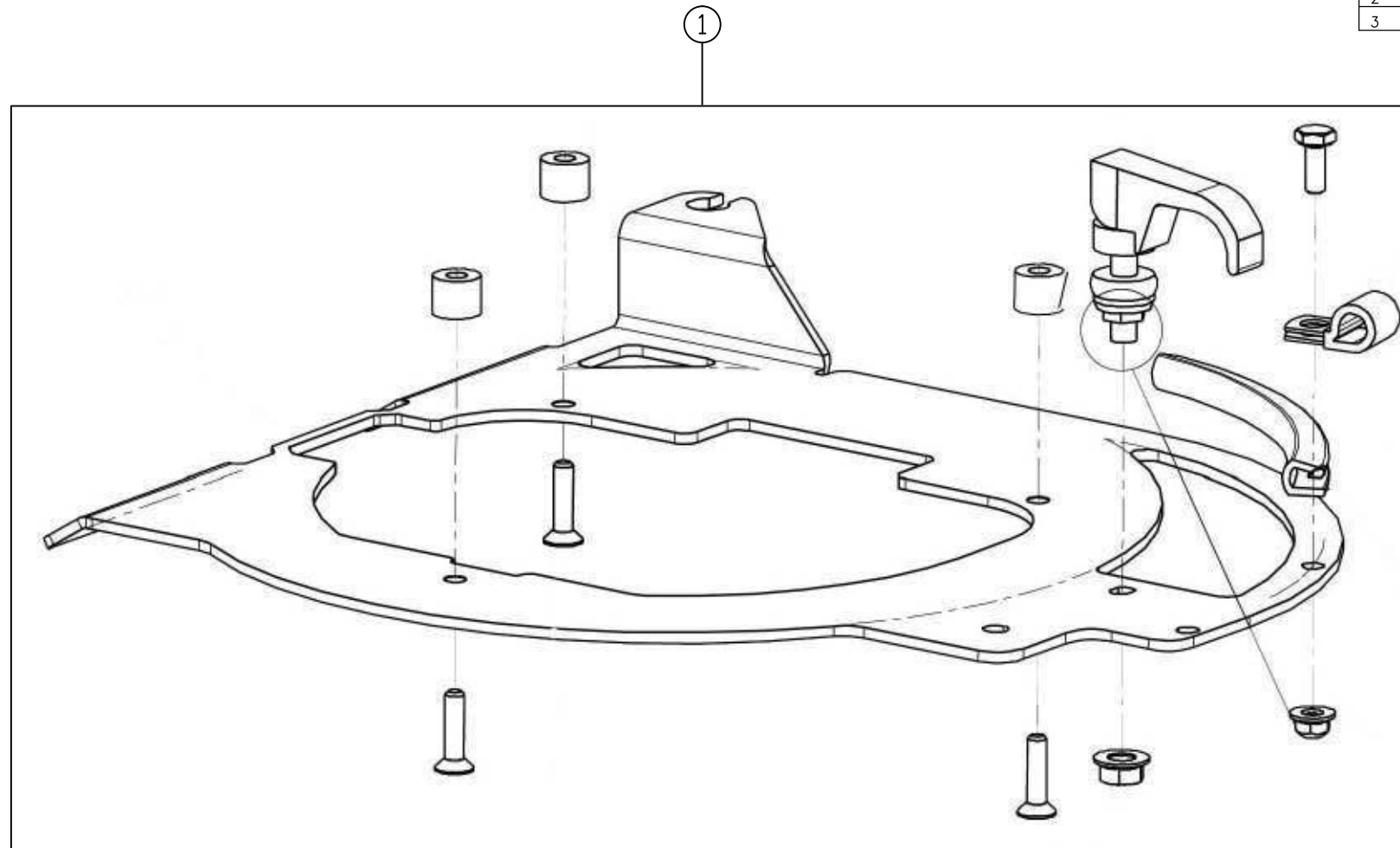


PART NO: AGA3788

PART OF ASSY:



ITEM	QTY	MATERIAL/DESCRIPTION	DWG. NO.	CODE
1	1	55-72570218 AG2 RECEIVER BKT	X	A3789
2	1	WARRANTY CARD, AG UNIVERSAL	X	AGW289
3	1	AG2 READY ROOF MNT BKT INSTALL	X	A3803



2

3

REV	DATE	ECO NO.	DESCRIPTION OF CHANGE	DRWN	APPR'D	MATERIAL	MACHINING TOLERANCES	DRAWN	DATE	PART OF ASSY:	PART NO:	PROJECT:	SHEET SIZE
1.0	18/06/12	-	ORIGINAL RELEASE	KL			X, +/-1 X.X +/-0.2 X.XX AS STATED ANGULAR ±0.25°	KL	18/06/12		AGA3788		A3
							HARNES TOLERANCES 0-300 +5/-3 300-1000 +10/-5 1000-3000 +20/-10 3000-5000 +40/-20 STRIP LENGTHS +0.5/-0				AG2 READY AGI-3/AGCO ROOF MNT		N/A
													SHEET 1 OF 1
													REV 1.0

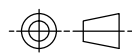
14 PARK WAY  
 MAWSON LAKES  
 SOUTH AUSTRALIA  
 5095  
 PH: +61(0)882033300  
 FAX: +611300307205  
 EMAIL: info@topcon.com  
 www.topcon.com

DRAWING NO: 00XXXX	SECURITY CLASS CONFIDENTIAL	DRAWING STANDARD AS1100
--------------------	-----------------------------	-------------------------

COPYRIGHT: THIS DRAWING IS THE PROPERTY OF TOPCON PRECISION AGRICULTURE. IT MAY NOT BE REPRODUCED IN WHOLE OR IN PART WITHOUT THEIR WRITTEN PERMISSION


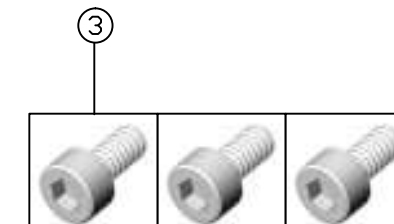
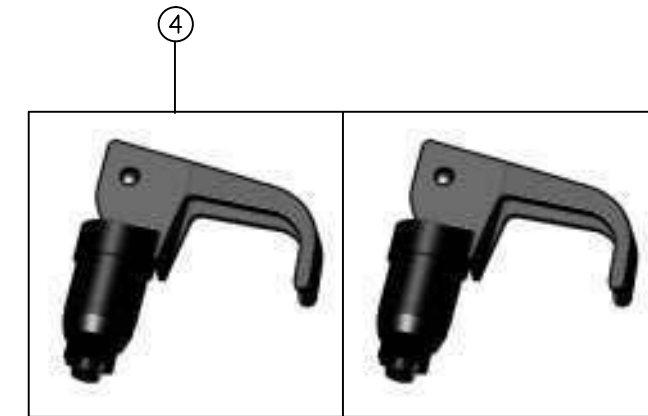
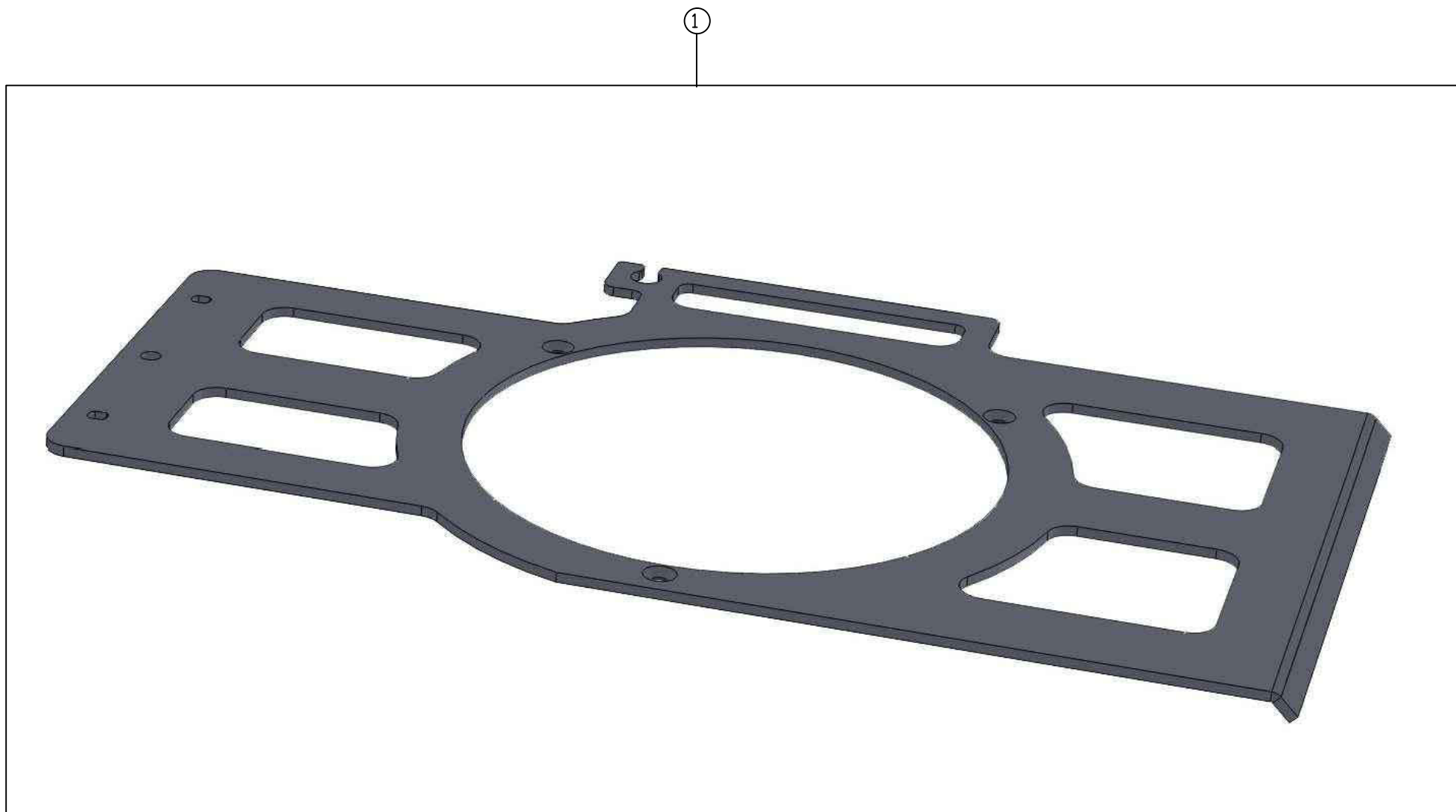
UNLESS OTHERWISE STATED, ALL PRINTED COPIES OF THIS DOCUMENT ARE UNCONTROLLED. REFER TO DRAWING REGISTER FOR LATEST RELEASE

PART NO: AGA4199



PART OF ASSY:

ITEM	QTY	MATERIAL/DESCRIPTION	DWG. NO.	CODE
1	1	BRACKET, MOUNT, AGI-3 FENDT 700	X	AGB1225
2	1	BOLT, STAND OFF AGI-3 TO BRACKET	X	F422
3	1	SCREW, M6x12 CSK SS	X	F431
4	1	SWELL LATCH ASSEMBLY	X	F425



REV	DATE	ECO NO.	DESCRIPTION OF CHANGE	DRWN	APPR'D	MATERIAL	MACHINING TOLERANCES	DRAWN	DATE	PART OF ASSY:	PART NO:	PROJECT:	SHEET SIZE
1.0	20/07/12	555	ORIGINAL RELEASE	KL			X, +/-1 X.X +/-0.2 X.XX AS STATED ANGULAR ±0.25°	KL	20/07/12		AGA4199		A3
							HARNES TOLERANCES 0-300 +5/-3 300-1000 +10/-5 1000-3000 +20/-10 3000-5000 +40/-20 STRIP LENGTHS +0.5/-0				ASSEMBLY, MOUNT BRACKET AGI-3 FENDT		N/A
											00XXXX	SECURITY CLASS CONFIDENTIAL	DRAWING STANDARD AS1100
													SHEET 1 OF 1
													REV 1.0



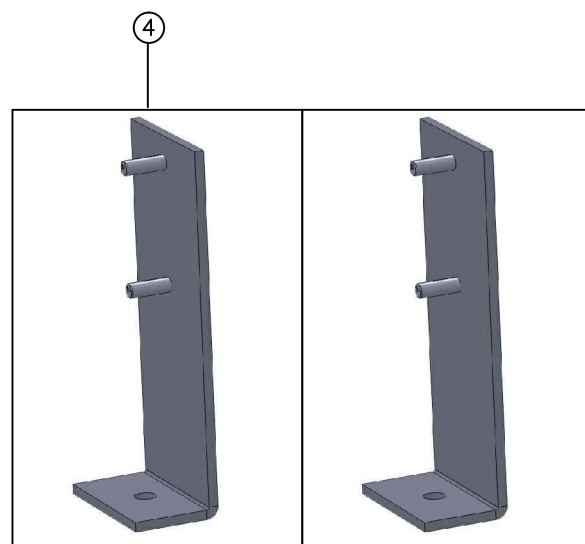
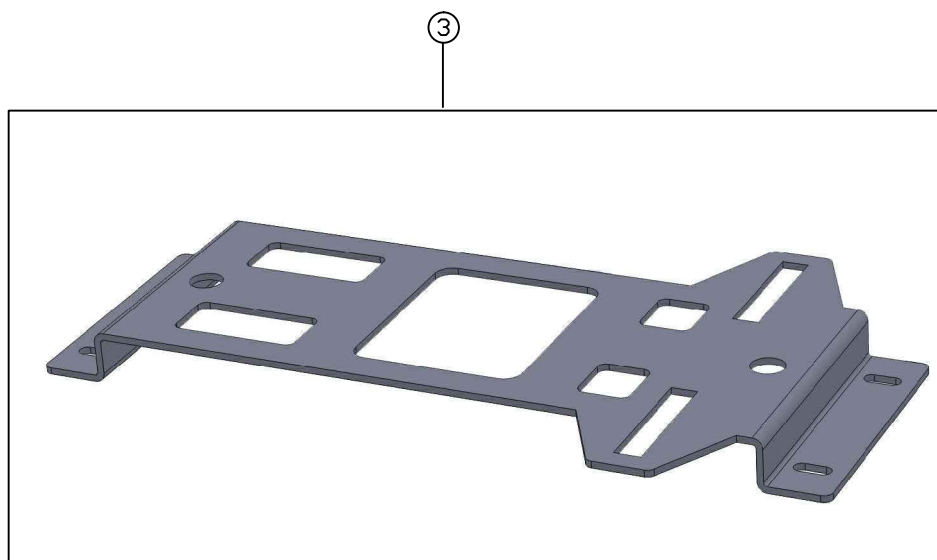
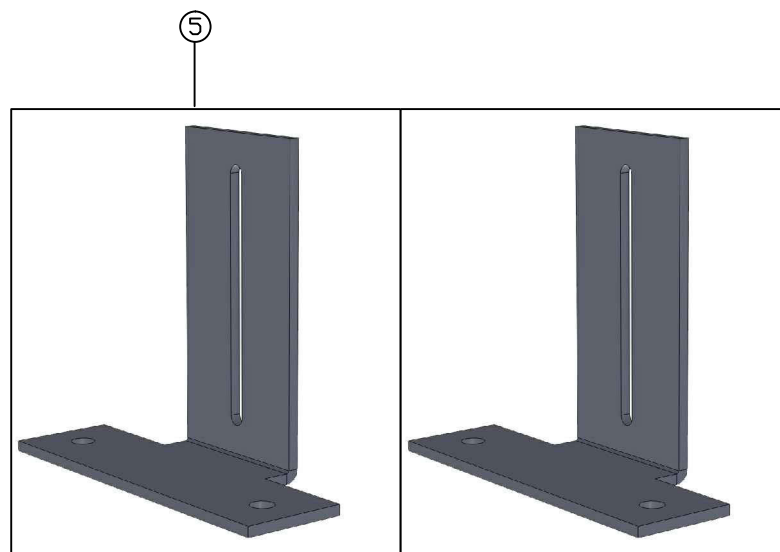
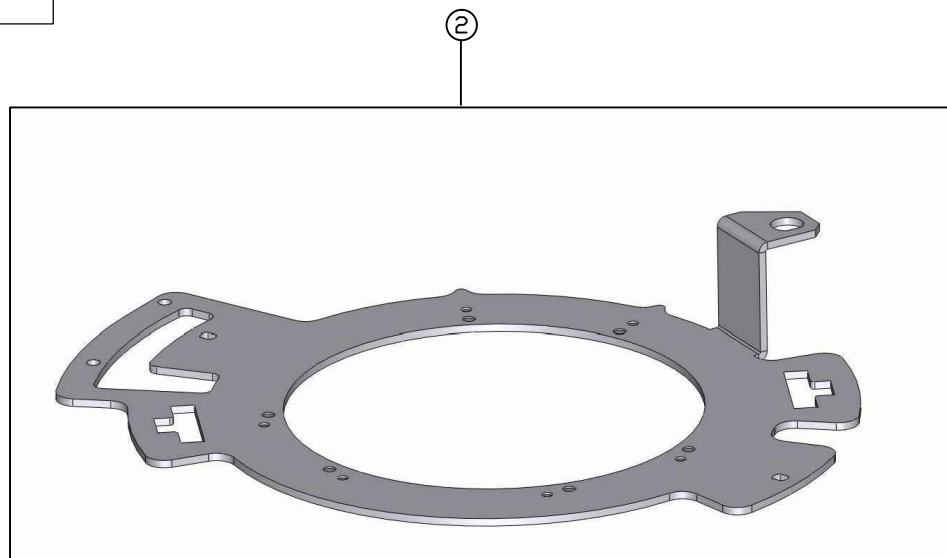
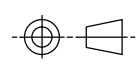
14 PARK WAY  
MAWSON LAKES  
SOUTH AUSTRALIA  
5095  
PH: +61(0)882033300  
FAX: +611300307205  
EMAIL: info@topcon.com  
www.topcon.com

COPYRIGHT: THIS DRAWING IS THE PROPERTY OF TOPCON PRECISION AGRICULTURE. IT MAY NOT BE REPRODUCED IN WHOLE OR IN PART WITHOUT THEIR WRITTEN PERMISSION

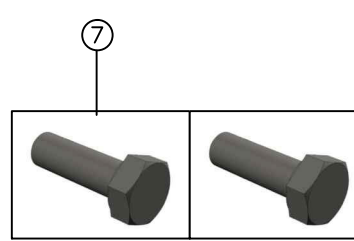

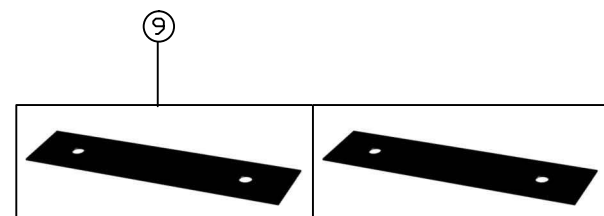
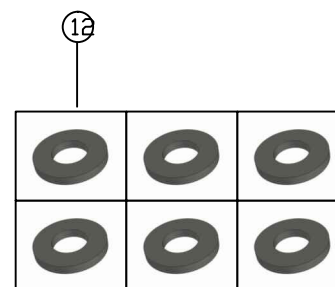
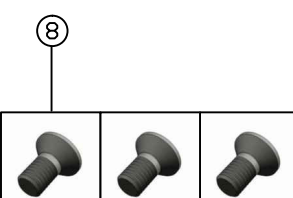

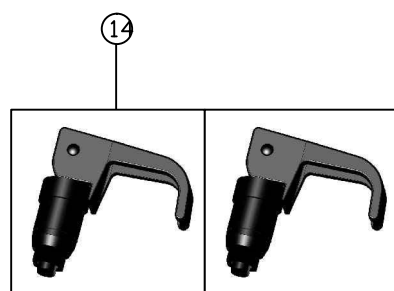
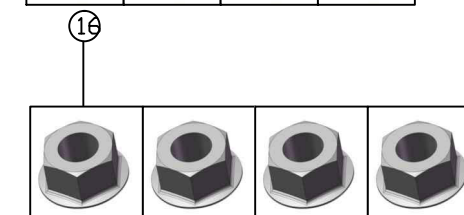

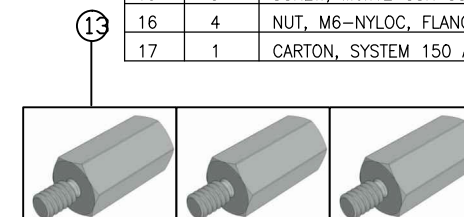
UNLESS OTHERWISE STATED, ALL PRINTED COPIES OF THIS DOCUMENT ARE UNCONTROLLED. REFER TO DRAWING REGISTER FOR LATEST RELEASE

PART NO: AGA4609

PART OF ASSY:



ITEM	QTY	MATERIAL/DESCRIPTION	DWG. NO.	CODE
1	1	INSTALLATION GUIDE	X	AGA4661
2	1	BRACKET, AGI-3/AGI-4 UNIVERSAL	X	AGB1248
3	1	CROSS MEMBER, WINDROWER	X	AFB1250
4	2	SIDE MOUNT LOWER, WINDROWER	X	AGB1252
5	2	SIDE MOUNT UPPER	X	AGB1253
6	4	BOLT M8x20 HEX HD ZP	X	AGF538
7	2	BOLT 5/16-18 UNCx1"	X	AGF539
8	3	SCREW M5x12 SHC/SNK SS	X	AGF541
9	2	GASKET, AGI-3 ROOF MOUNT	X	AGM403
10	4	FIXING HOLE MARKING PLUG	X	AGM404
11	1	ALLEN KEY - 4MM	X	AGU330
12	6	WASHER, M8, FLAT, Z/P	X	F083
13	3	BOLT, STAND OFF AGI-3 TO BRACKET	X	F422
14	2	SWELL LATCH ASSEMBLY	X	F425
15	3	SCREW, M6x12 CSK SS	X	F431
16	4	NUT, M6-NYLOC, FLANGED	X	F466
17	1	CARTON, SYSTEM 150 AGI-3	X	Z270



**TOPCON**  
Precision Agriculture

**Roof bracket installation guide for AGCO wide-cab windrowers**

**Kit AGA4609:** Applies to the following windrowers: Massey Ferguson 9435/9635 wide cab models only.

**WARNING:** This document does not replace any instructions provided by the vehicle manufacturer. Removal of the cab roof should only be undertaken by properly skilled personnel using appropriate safe working practices.

This document provides a guide for the installation of the AGA4609 roof mounting bracket assembly for the AGI-3 on Massey Ferguson wide cab windrowers.

No	Picture	Procedure
1		Remove the fasteners holding the cab roof top in place. Remove the 8 bolts around the tip of the roof as detailed below. <i>Work safely.</i>
		Remove the 4 side bolts (2 on each side of the roof).
		Remove the 2 bolts on the rear of the roof.
		Remove the 2 bolts under the front tip of the roof.

AGA4661 Rev 1.0 Page 1 of 5

COPYRIGHT: THIS DRAWING IS THE PROPERTY OF TOPCON PRECISION AGRICULTURE. IT MAY NOT BE REPRODUCED IN WHOLE OR IN PART WITHOUT THEIR WRITTEN PERMISSION.

UNLESS OTHERWISE STATED, ALL PRINTED COPIES OF THIS DOCUMENT ARE UNCONTROLLED. REFER TO DRAWING REGISTER FOR LATEST RELEASE.

REV	DATE	ECO NO.	DESCRIPTION OF CHANGE	DRWN	APPR'D	MATERIAL	MACHINING TOLERANCES	DRAWN	DATE	PART OF ASSY:	PART NO:	PROJECT:	SHEET SIZE
1.0	19/9/12	688	ORIGINAL RELEASE	KL			X, +/-1 X.X +/-0.2 X.XX AS STATED ANGULAR ±0.25°	KL	19/09/12		AGA4609		A3
							HARNES TOLERANCES 0-300 +5/-3 300-1000 +10/-5 1000-3000 +20/-10 3000-5000 +40/-20 STRIP LENGTHS +0.5/-0						N/A
													SHEET 1 OF 1
													REV 1.0

MACHINE FINISH ALL ROUND UNLESS OTHERWISE STATED	DO NOT SCALE UNLESS OTHERWISE STATED ALL DIMENSIONS ARE IN MILLIMETRES
14 PARK WAY MAWSON LAKES SOUTH AUSTRALIA 5095	PH:+61(0)882033300 FAX: +611300307205 EMAIL:info@topcon.com www.topcon.com
DRAWING NO: 00XXXX	SECURITY CLASS CONFIDENTIAL
DRAWING STANDARD AS1100	REV 1.0

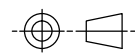






PART NO: A3734

PART OF ASSY:



ITEM	QTY	MATERIAL/DESCRIPTION	DWG. NO.	CODE
1	1	FASTENER KIT-CASE MOUNT	X	A3735
2	1	SYSTEM 150/AGI-3 GENERIC RING	X	A3736
3	1	BRACKET, AGI-3 UNIVERSAL	X	AGB1248

**SYSTEM 150 AGI-3 Round Mount Installation Sheet**

**Contents of A3734 AGI-3 Case Mount Assembly kit**

ITEM	QTY	DESCRIPTION	NOTE
1	1	FASTENER KIT	
2	1	SYSTEM 150/AGI-3 GENERIC RING	
3	1	BRACKET, AGI-3 UNIVERSAL	

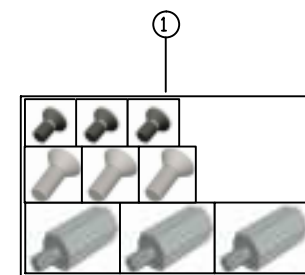
**Contents of A3735 fastener kit**

ITEM	QTY	DESCRIPTION	NOTE
1	1	WASHER	
2	1	LOCKWASHER	
3	1	SCREW	

**Torque settings**

ITEM	POSITION	TORQUE (Nm)	IN LBS
1	WASHER	2	1.5
2	LOCKWASHER	2	1.5
3	SCREW	2	1.5

A3734 Rev 1.0 [www.topcon.com](http://www.topcon.com)



3

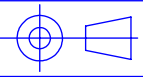


REV	DATE	ECO NO.	DESCRIPTION OF CHANGE	DRWN	APPR'D	MATERIAL	MACHINING TOLERANCES	DRAWN	DATE	PART OF ASSY:	PART NO:	PROJECT:	SHEET SIZE	
1.0	18/07/12		ORIGINAL RELEASE	KL			X, +/-1 X.X +/-0.2 X.XX AS STATED ANGULAR ±0.25°	KL	18/07/12		A3734		A3	
						FINISH	HARNESSTOLERANCES 0-300 +5/-3 300-1000 +10/-5 1000-3000 +20/-10 3000-5000 +40/-20 STRIP LENGTHS +0.5/-0	CHECKED	DATE	MACHINE FINISH 3.2 ALL ROUND UNLESS OTHERWISE STATED	AGI-3 CASE MOUNT ASSEMBLY		N/A	
								ENG APPROVAL	DATE	DO NOT SCALE UNLESS OTHERWISE STATED ALL DIMENSIONS ARE IN MILLIMETRES			SHEET 1 OF 1	
								14 PARK WAY MAWSON LAKES SOUTH AUSTRALIA 5095		PH:+61(0)882033300 FAX: +611300307205 EMAIL:info@topcon.com www.topcon.com	DRAWING NO: 002870	SECURITY CLASS CONFIDENTIAL	DRAWING STANDARD AS1100	REV 1.0

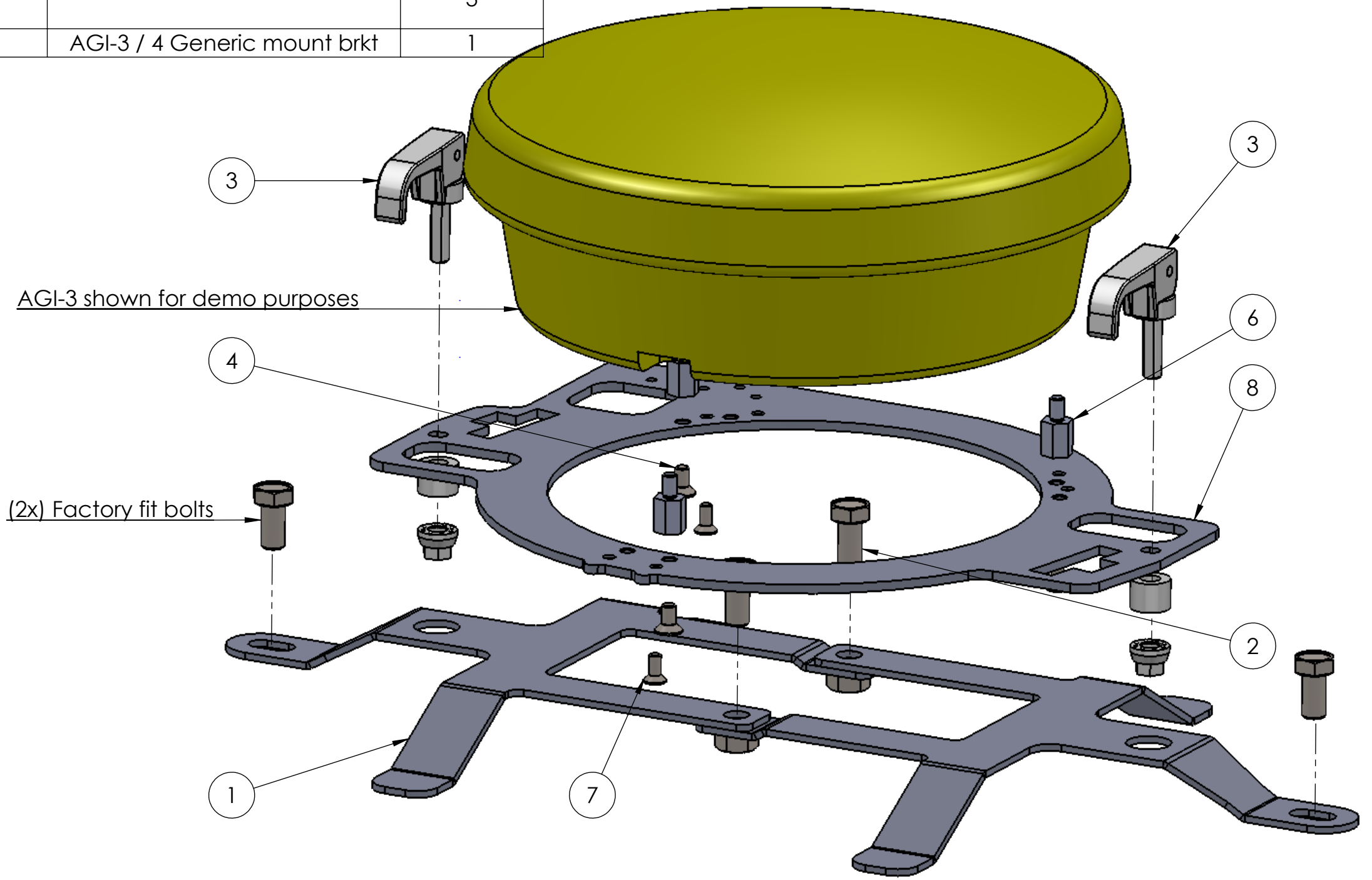
COPYRIGHT: THIS DRAWING IS THE PROPERTY OF TOPCON PRECISION AGRICULTURE. IT MAY NOT BE REPRODUCED IN WHOLE OR IN PART WITHOUT THEIR WRITTEN PERMISSION

UNLESS OTHERWISE STATED, ALL PRINTED COPIES OF THIS DOCUMENT ARE UNCONTROLLED. REFER TO DRAWING REGISTER FOR LATEST RELEASE

PART NO  
**AGA4511**  
PART OF ASSY



ITEM NO.	PART NUMBER	DrawNo	DESCRIPTION	QTY.
1	AGB1246	003473	Bracket - AGI-3 roof Mnt.	2
2	AGF522		Bolt - M10 x 20 - ZP	2
3	F425		Swell latch - Southco 19-14-10	2
4	F431			3
6	F422	002860	Stand-off bolt	3
7	B18.3.5M - 5 x 0.8 x 12 Socket FCHS -- 12N			3
8	AGB1315	004392	AGI-3 / 4 Generic mount brkt	1



COPYRIGHT: THIS DRAWING IS THE PROPERTY OF TOPCON PRECISION AGRICULTURE. IT MAY NOT BE REPRODUCED IN WHOLE OR IN PART WITHOUT THEIR WRITTEN PERMISSION

UNLESS OTHERWISE STATED, ALL PRINTED COPIES OF THIS DOCUMENT ARE UNCONTROLLED. REFER TO DRAWING REGISTER FOR LATEST RELEASE

CAD Data is master.

Component must comply with requirements of EU RoHS directive.

REV	DATE	ECO	DESCRIPTION	DRWN	CHECKED	APPD	MATERIAL	MACHINING TOLERANCES	DRAWN BY	DATE	PART OF ASSY	PART NUMBER	PROJECT	SHEET SIZE
1.0	20/09/12	906	Production release	RC	OM	KM		X ± 1 X.XX ± 0.2 X.XX ± AS STATED ANGULAR ± 0.25°	RC	10/11/10		AGA4511	2128	A3
								HARNES TOLERANCES 0-300 +5 / -3 300-1000 +10 / -5 1000-3000 +20 / -10 3000-5000 +40 / -20 STRIP LENGTHS +0.5 / -0	OM	14/03/13	MACHINE FINISH ALL ROUND UNLESS OTHERWISE STATED	TITLE AGI-3/4 Roof mount kit		SCALE 1:2
									KM	13/03/13	DO NOT SCALE UNLESS OTHERWISE STATED, ALL DIMENSIONS ARE IN MILLIMETERS	DRAWING NO. 003472		SHEET 1 OF 1
									14 PARK WAY MAWSON LAKES SOUTH AUSTRALIA 5095		DRAWING STANDARD AS1100	SECURITY CLASS CONFIDENTIAL	REVISION 1.0	
									PHONE: (+618)82033300 FAX: 1300307205 EMAIL: info@topcon.com WEB: www.topconpa.com					

# *System 150*

## *AGCO Steer-Ready*



### **Contents**

- Base Kit
- Harness Kits
- Receiver Mounting Bracket Kits



# *System 150*

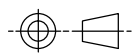
## **AGCO Steer-Ready Base Kit**



### **Contents**

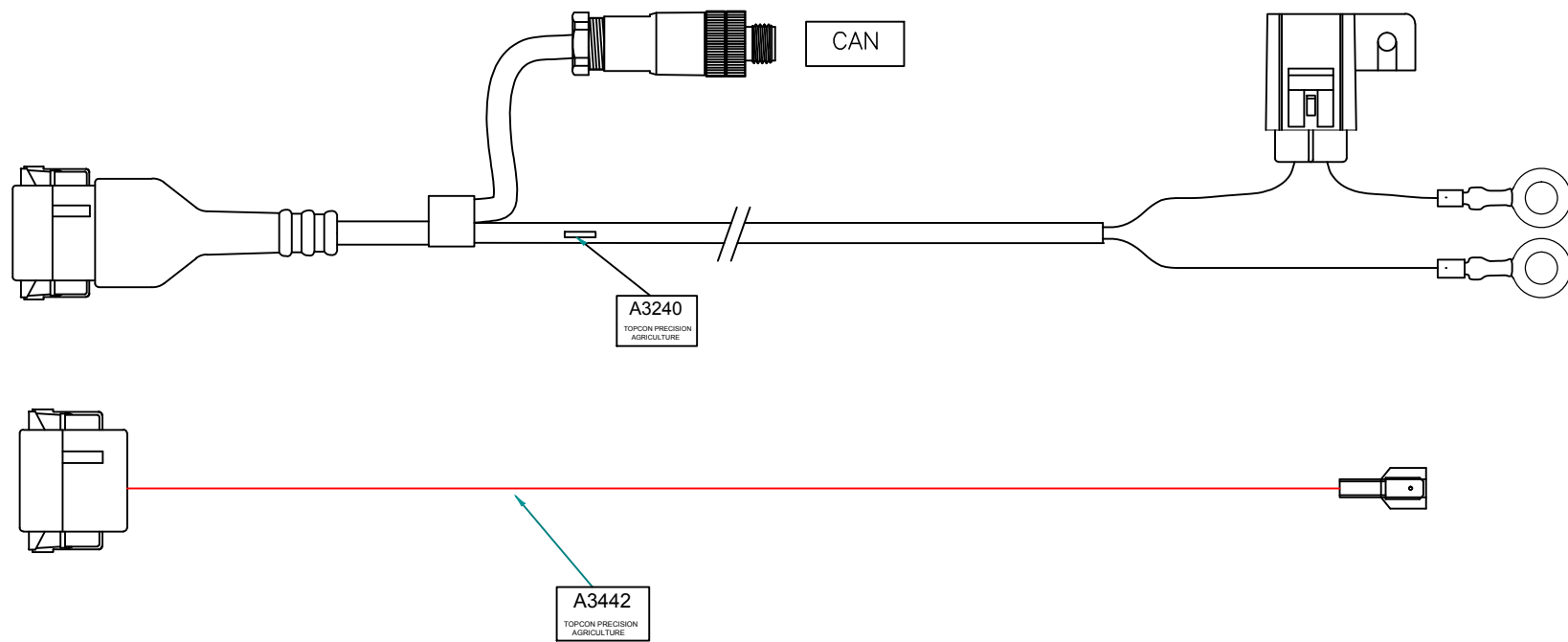
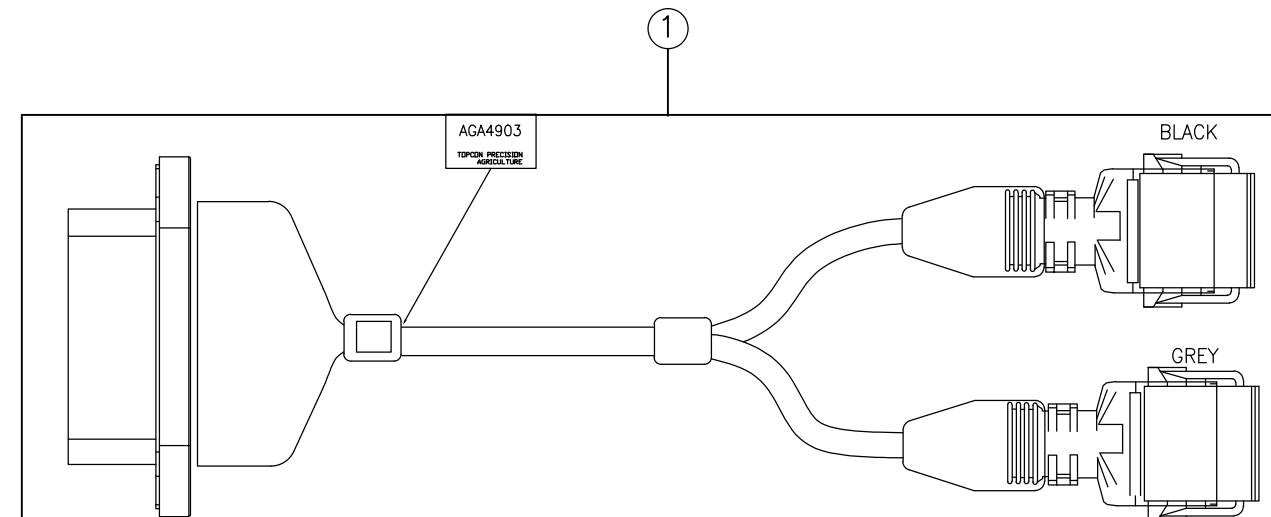
- 1002373-01

PART NO: 1002373-01



PART OF ASSY:

ITEM	QTY	MATERIAL/DESCRIPTION	DWG. NO.	CODE
1	1	ASSY,AGI-4 AM	X	01-104701-01
2	1	SYSTEM 110/150 CONSOLE KIT	X	A3636



REV	DATE	ECO NO.	DESCRIPTION OF CHANGE	DRWN	APPR'D	MATERIAL	MACHINING TOLERANCES
1.0	18/04/13	1110	ORIGINAL RELEASE	KL			X, +/-1 X.X +/-0.2 X.XX AS STATED ANGULAR ±0.25°
						FINISH	HARNES TOLERANCES 0-300 +5/-3 300-1000 +10/-5 1000-3000 +20/-10 3000-5000 +40/-20 STRIP LENGTHS +0.5/-0

DRAWN	KL	DATE	16/04/13	PART OF ASSY:	
CHECKED		DATE		MACHINE FINISH	3.2
ENG APPROVAL		DATE		ALL ROUND UNLESS OTHERWISE STATED	
		14 PARK WAY MAWSON LAKES SOUTH AUSTRALIA 5095		PH:+61(0)882033300 FAX: +611300307205 EMAIL:info@topcon.com www.topcon.com	

PART NO:	1002373-01	PROJECT:	2222	SHEET SIZE	A3
TITLE:	KIT, SYSTEM 150 WITH AGI-4			SCALE	N/A
DRAWING NO:	004504	SECURITY CLASS	CONFIDENTIAL	DRAWING STANDARD	AS1100
REV	1.0				

COPYRIGHT: THIS DRAWING IS THE PROPERTY OF TOPCON PRECISION AGRICULTURE. IT MAY NOT BE REPRODUCED IN WHOLE OR IN PART WITHOUT THEIR WRITTEN PERMISSION.

UNLESS OTHERWISE STATED, ALL PRINTED COPIES OF THIS DOCUMENT ARE UNCONTROLLED. REFER TO DRAWING REGISTER FOR LATEST RELEASE.

# *System 150*

## *AGCO Steer-Ready Harness Kits*



### **Contents**

- Standard Tractors
- Track Tractors
- Articulating Tractors
- Combine Harvesters

# *System 150*

## *AGCO Steer-Ready*

### *Standard Tractor*

### *Harness Kits*



#### **Contents**

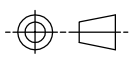
- AGA3898
- AGA3858
- AGA4563
- AGA4501
- AGA4479





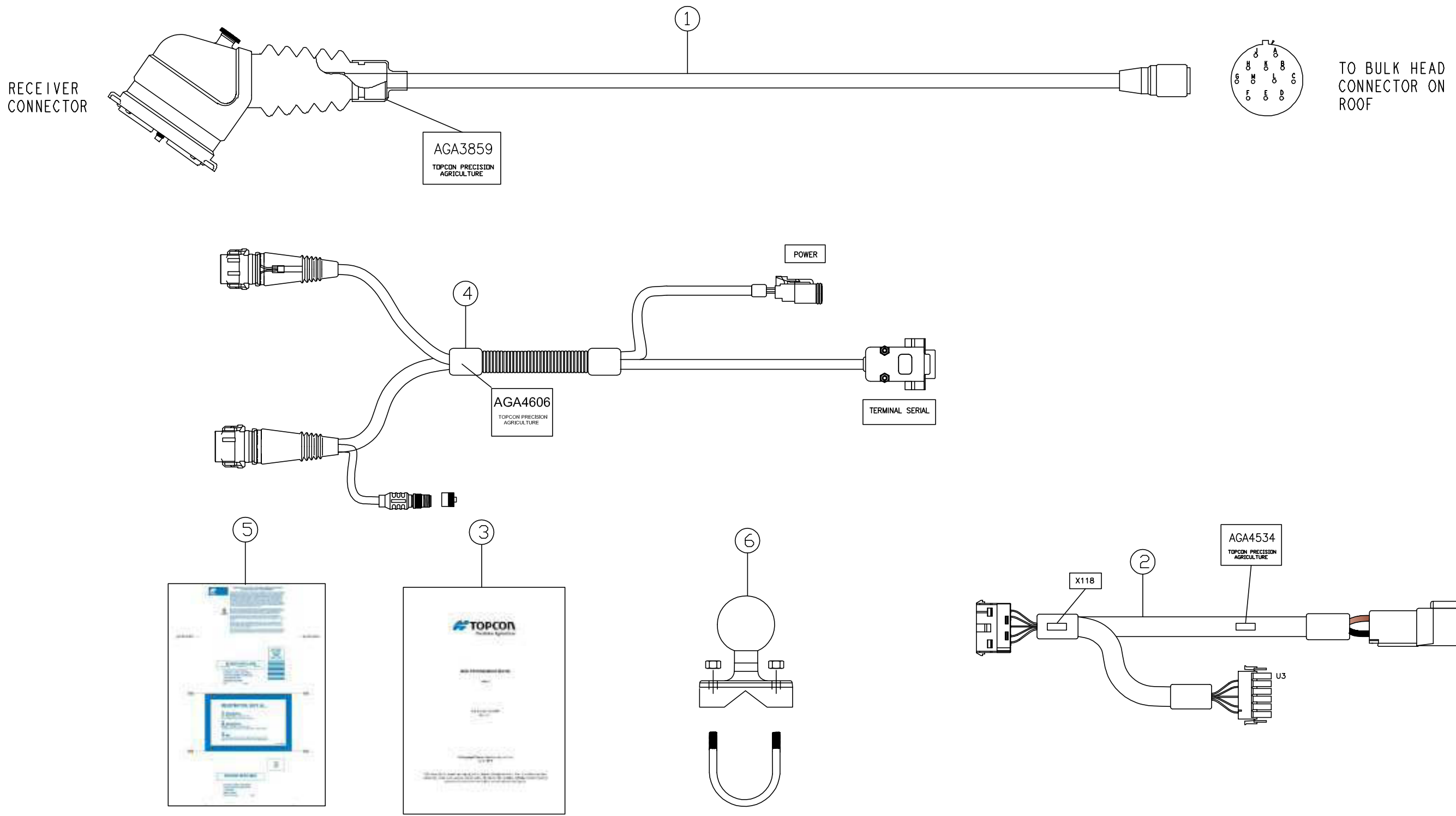


PART NO: AGA4563



PART OF ASSY:

ITEM	QTY	MATERIAL/DESCRIPTION	DWG. NO.	CODE
1	1	HARNESS, A-G2 READY	X	AGA3859
2	1	HARNESS, VALTRA POWER ADAPTOR	X	AGA4534
3	1	INSTALL GUIDE SUIT VALTRA AUTO	X	AGA4564
4	1	HARNESS, VALTRA T AFTERMARKET GX45	X	AGA4606
5	1	WARRANTY CARD, AG UNIVERSAL	X	AGW289
6	1	RAM W/2 U-BOLTS FOR 3/4 - 1 1/4	X	B106
7	1	CABLE TIE 380mm x 4.8mm BLACK	X	Y004
8	1	BOX-CDBD-320x140x200mm	X	Z079



COPYRIGHT: THIS DRAWING IS THE PROPERTY OF TOPCON PRECISION AGRICULTURE. IT MAY NOT BE REPRODUCED IN WHOLE OR IN PART WITHOUT THEIR WRITTEN PERMISSION.

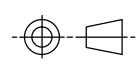
UNLESS OTHERWISE STATED, ALL PRINTED COPIES OF THIS DOCUMENT ARE UNCONTROLLED. REFER TO DRAWING REGISTER FOR LATEST RELEASE

REV	DATE	ECO NO.	DESCRIPTION OF CHANGE	DRWN	APPR'D	MATERIAL	MACHINING TOLERANCES	DRAWN	DATE	PART OF ASSY:	PART NO:	PROJECT:	SHEET SIZE
1.0	21/09/11	765	PRODUCTION RELEASE	KL			X, +/-1 X.X +/-0.2 X.XX AS STATED ANGULAR ±0.25°	KL	21/09/11		AGA4563	2195	A3
						FINISH	HARNESS TOLERANCES 0-300 +5/-3 300-1000 +10/-5 1000-3000 +20/-10 3000-5000 +40/-20 STRIP LENGTHS +0.5/-0						
										TITLE: KIT, VALTRA T SYSTEM150		SHEET 1 OF 1	
										DRAWING NO: 003849		SECURITY CLASS CONFIDENTIAL	
										DRAWING STANDARD AS1100		REV 1.0	

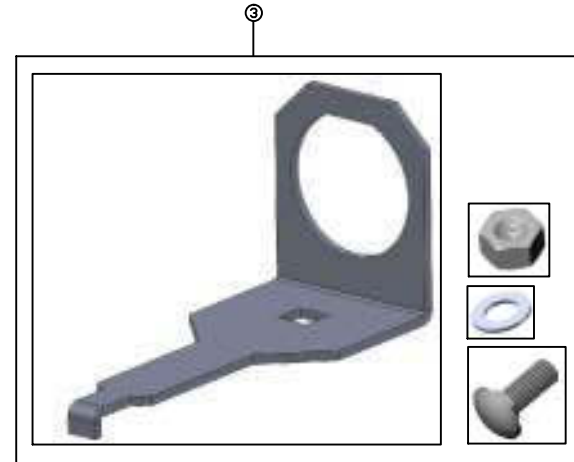
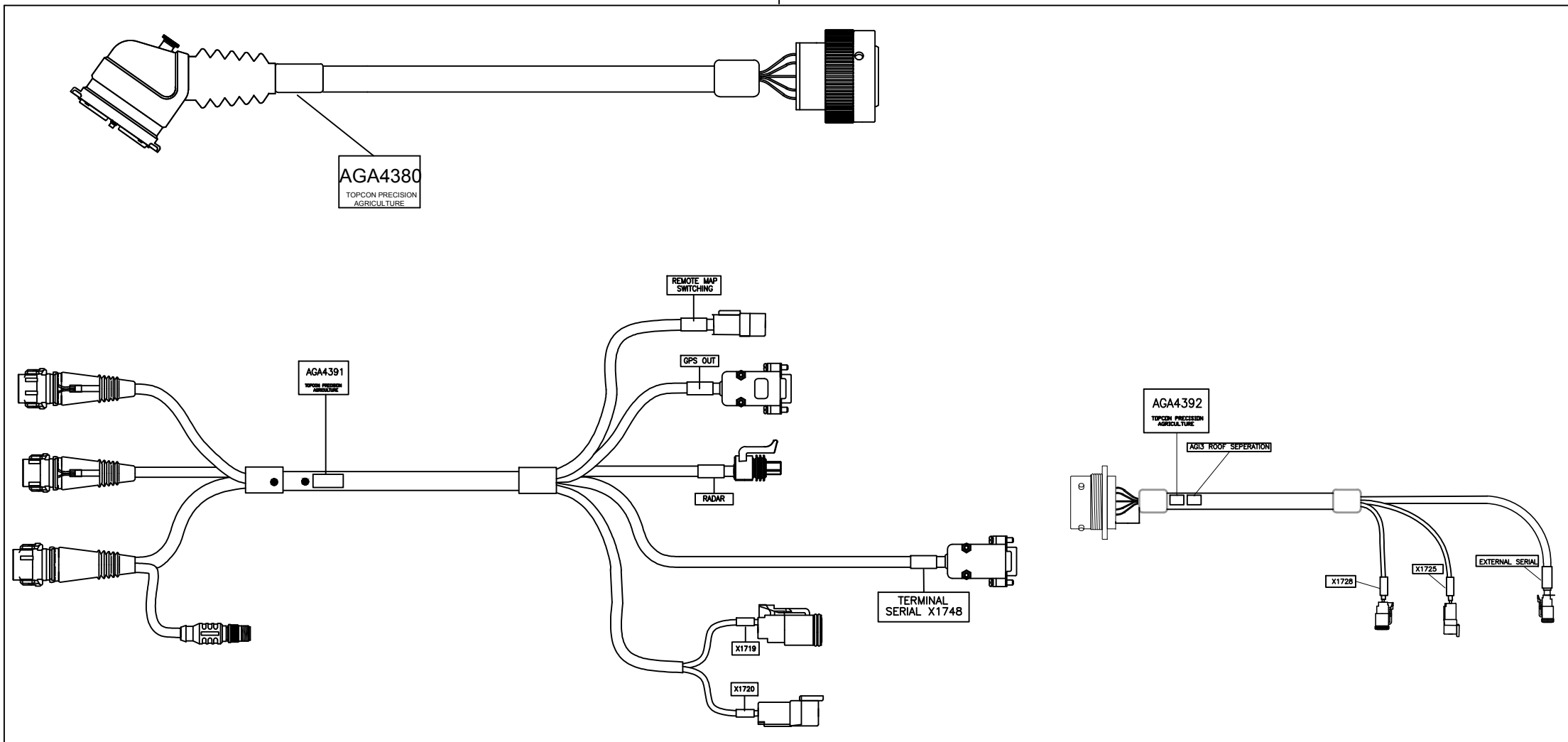

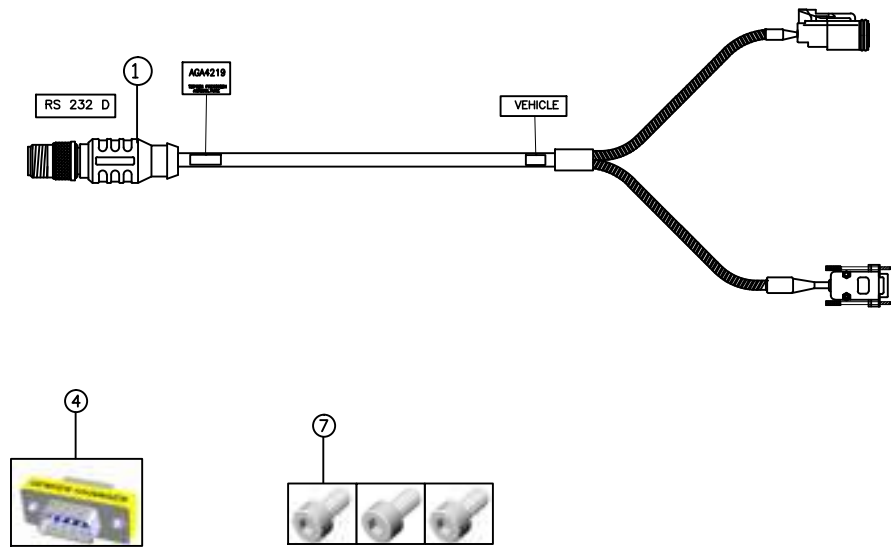
**TOPCON**  
Precision Agriculture  
14 PARK WAY  
MAWSON LAKES  
SOUTH AUSTRALIA  
5095  
PH:+61(0)882033300  
FAX: +611300307205  
EMAIL:info@topcon.com  
www.topcon.com

PART NO: AGA4501

PART OF ASSY:



ITEM	QTY	MATERIAL/DESCRIPTION	DWG. NO.	CODE
1	1	HRNS, SYS250/350 AGCO COMMS	X	AGA4219
2	1	KIT, FENDT 900/800 HRNS SYS150	X	AGA4502
3	1	ASSY, MOUNT BRACKET AGI-3 FENDT	X	AGA4199
4	1	SERIAL DB9 M-M GENDER CHANGER	X	AGY1229
5	1	ASSY, CAB HRNS BRACKET AGI-3 GEN	X	AGA4399
6	1	RAM DBL SKT ARM C BALL B LENGTH	X	B114
7	1	SCREW, M5x16 SH ZP	X	F461
8	1	CARTON, SYSTEM 150 AGI-3	X	Z270
9	1	WARRANTY CARD, AG UNIVERSAL	X	AGW289
10	1	CABLE TIE 380x4.8mm	X	Y004
11	1	INSTALL GUIDE SUIT AGA4501	X	AGA4503



REV	DATE	ECO NO.	DESCRIPTION OF CHANGE	DRWN	APPR'D	MATERIAL	MACHINING TOLERANCES	DRAWN	DATE	PART OF ASSY:	PART NO:	PROJECT:	SHEET SIZE
1.0	20/07/12	628	ORIGINAL RELEASE	KL			X, +/-1 X.X +/-0.2 X.XX AS STATED ANGULAR ±0.25°	KL	20/07/12		AGA4501		A3
							HARNES TOLERANCES 0-300 +5/-3 300-1000 +10/-5 1000-3000 +20/-10 3000-5000 +40/-20 STRIP LENGTHS +0.5/-0				KIT, FENDT 700/800A/GUIDE READY SYSTEM 150		N/A
											00XXXX	SECURITY CLASS CONFIDENTIAL	AS1100
													REV 1.0

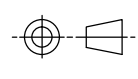
COPYRIGHT: THIS DRAWING IS THE PROPERTY OF TOPCON PRECISION AGRICULTURE. IT MAY NOT BE REPRODUCED IN WHOLE OR IN PART WITHOUT THEIR WRITTEN PERMISSION.

UNLESS OTHERWISE STATED, ALL PRINTED COPIES OF THIS DOCUMENT ARE UNCONTROLLED. REFER TO DRAWING REGISTER FOR LATEST RELEASE.


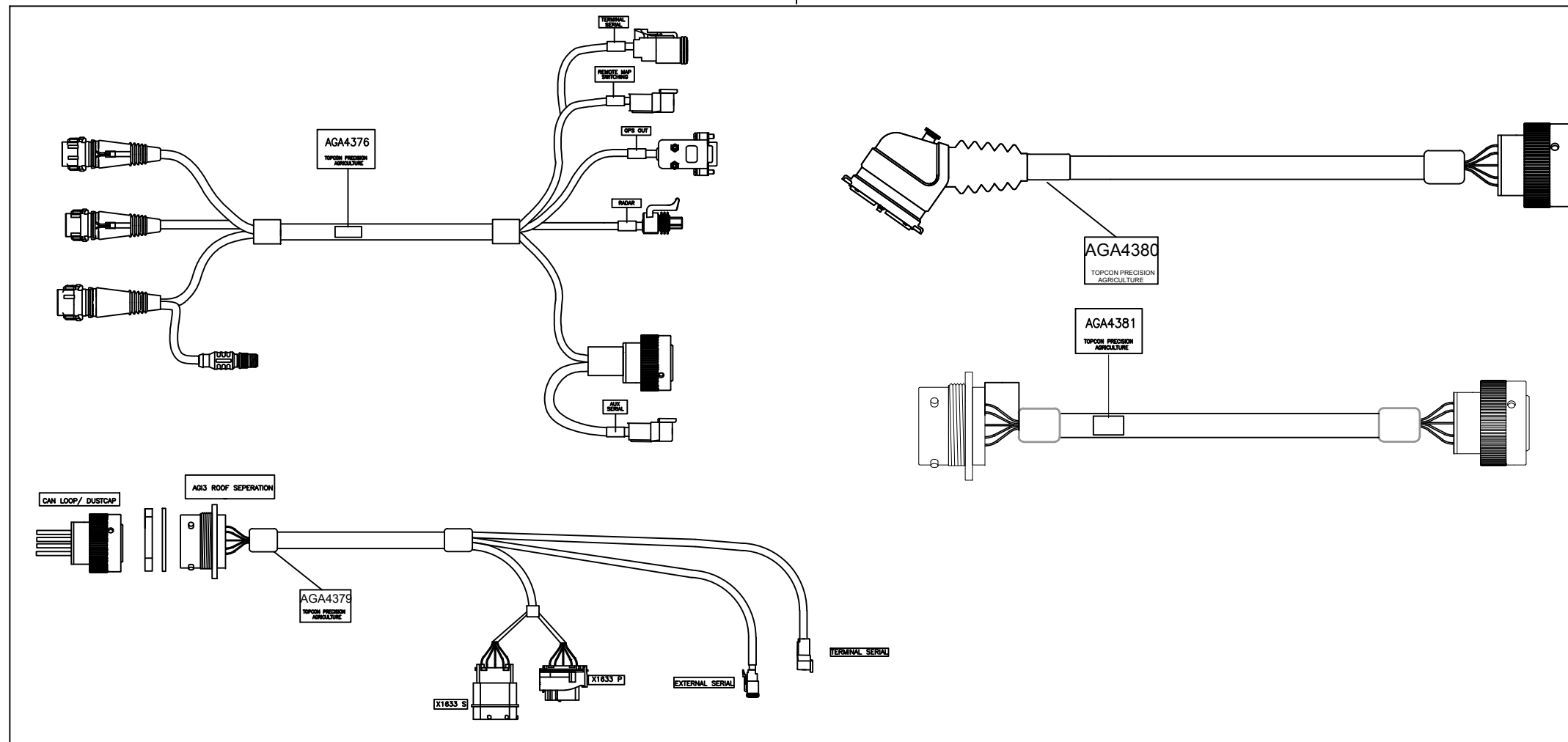
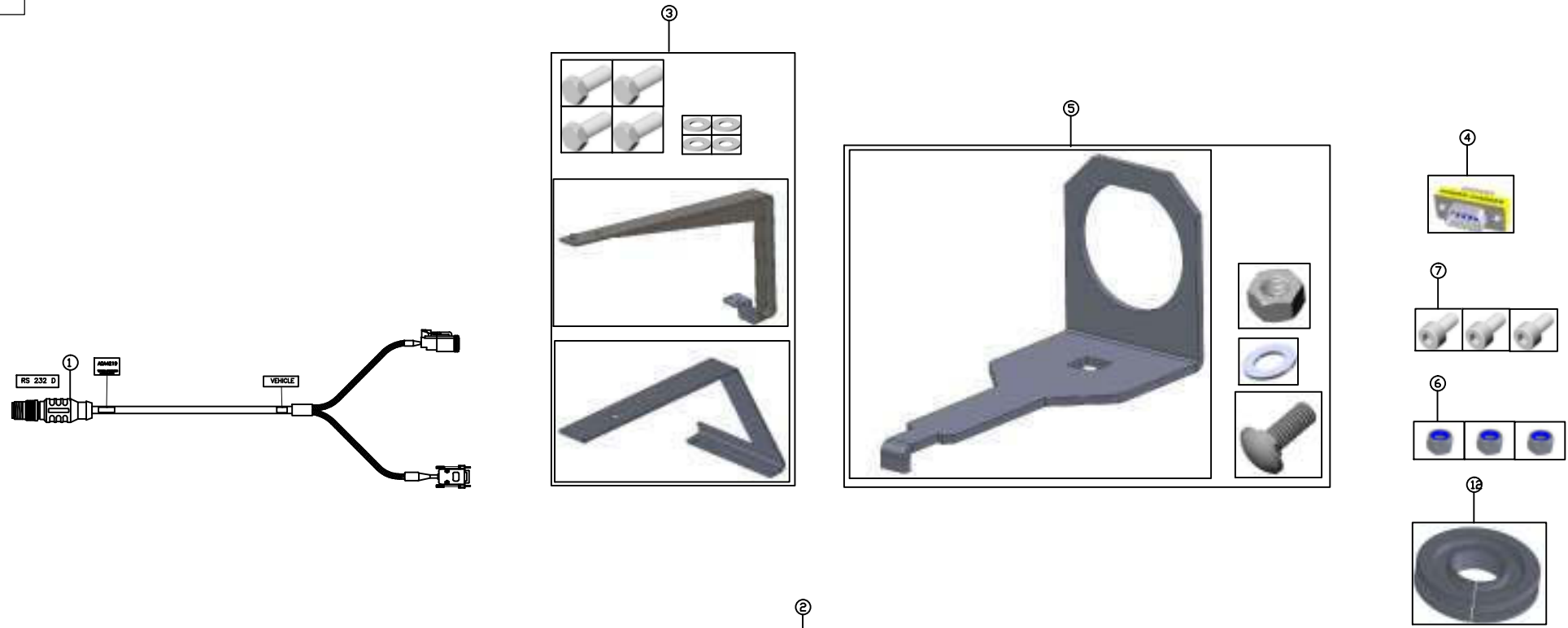


PART NO: AGA4479

PART OF ASSY:



ITEM	QTY	MATERIAL/DESCRIPTION	DWG. NO.	CODE
1	1	HRNS, SYS250/350 AGCO COMMS	X	AGA4219
2	1	KIT, HRNS FENDT 900 SYS150	X	AGA4480
3	1	KIT, AGI-3 ROOF MOUNT FENDT 900	X	AGA4398
4	1	SERIAL DB9 M-M GENDER CHANGER	X	AGY1229
5	1	ASSY CAB HRNS BRACKET AGI-3 GEN	X	AGA4399
6	3	NUT M5 NYLOC SS	X	F291
7	3	SCREW M5x16 SH ZP	X	F461
8	1	BOX, CARDBOARD 790x340x240mm	X	Z024
9	1	WARRANTY CARD, AG UNIVERSAL	X	AGW289
10	1	CABLE TIE 380x4.8mm	X	Y004
11	1	INSTALL GUIDE SUIT AGA4479	X	AGA4481
12	1	HARNESS GROMMIT, FENDT 900	X	AGM390



COPYRIGHT: THIS DRAWING IS THE PROPERTY OF TOPCON PRECISION AGRICULTURE. IT MAY NOT BE REPRODUCED IN WHOLE OR IN PART WITHOUT THEIR WRITTEN PERMISSION.

UNLESS OTHERWISE STATED, ALL PRINTED COPIES OF THIS DOCUMENT ARE UNCONTROLLED. REFER TO DRAWING REGISTER FOR LATEST RELEASE.

REV	DATE	ECO NO.	DESCRIPTION OF CHANGE	DRWN	APPR'D	MATERIAL	MACHINING TOLERANCES	DRAWN	DATE	PART OF ASSY:	PART NO:	PROJECT:	SHEET SIZE									
1.0	20/07/12	576	ORIGINAL RELEASE	KL			X, +/-1 X.X +/-0.2 X.XX AS STATED ANGULAR ±0.25°	KL	20/07/12		AGA4479		A3									
							HARNES TOLERANCES 0-300 +5/-3 300-1000 +10/-5 1000-3000 +20/-10 3000-5000 +40/-20 STRIP LENGTHS +0.5/-0						N/A									
													SHEET 1 OF 1									
<table border="0"> <tr> <td> <b>TOPCON</b> Precision Agriculture 14 PARK WAY MAWSON LAKES SOUTH AUSTRALIA 5095                 </td> <td>                     PH: +61(0)882033300                      FAX: +611300307205                      EMAIL: info@topcon.com                      www.topcon.com                 </td> </tr> </table>											<b>TOPCON</b> Precision Agriculture 14 PARK WAY MAWSON LAKES SOUTH AUSTRALIA 5095	PH: +61(0)882033300 FAX: +611300307205 EMAIL: info@topcon.com www.topcon.com	TITLE: KIT, FENDT 900 A/GUIDE READY SYSTEM 150		DRAWING NO: 00XXXX		SECURITY CLASS CONFIDENTIAL		DRAWING STANDARD AS1100		REV 1.0	
<b>TOPCON</b> Precision Agriculture 14 PARK WAY MAWSON LAKES SOUTH AUSTRALIA 5095	PH: +61(0)882033300 FAX: +611300307205 EMAIL: info@topcon.com www.topcon.com																					

# ***System 150***

## ***AGCO Steer-Ready***

### ***Track Tractor***

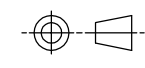
### ***Harness Kits***



#### **Contents**

- A3646
- A3790

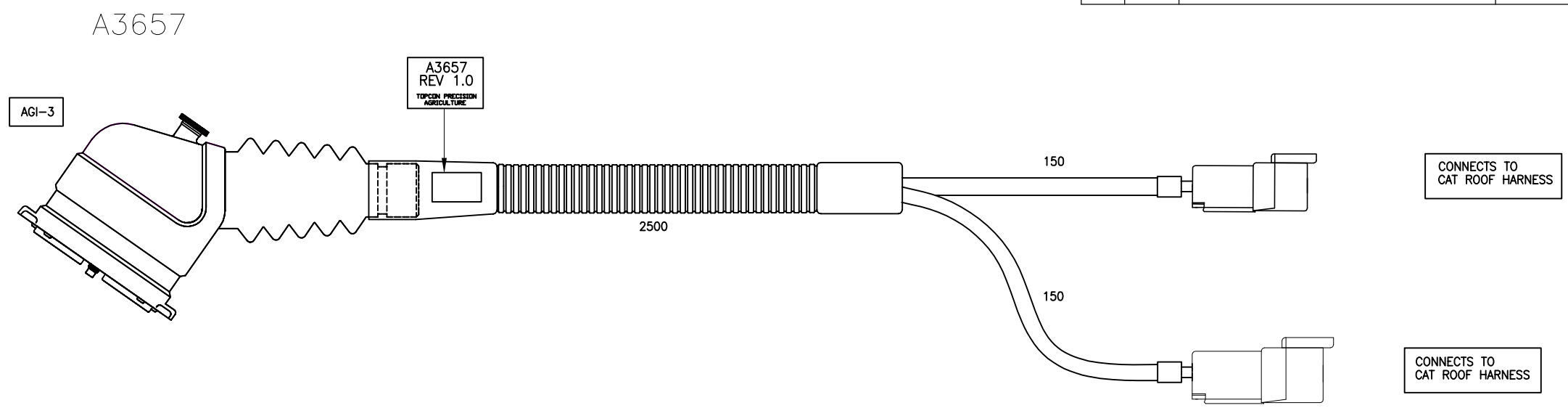
PART NO: A3646



PART OF ASSY:

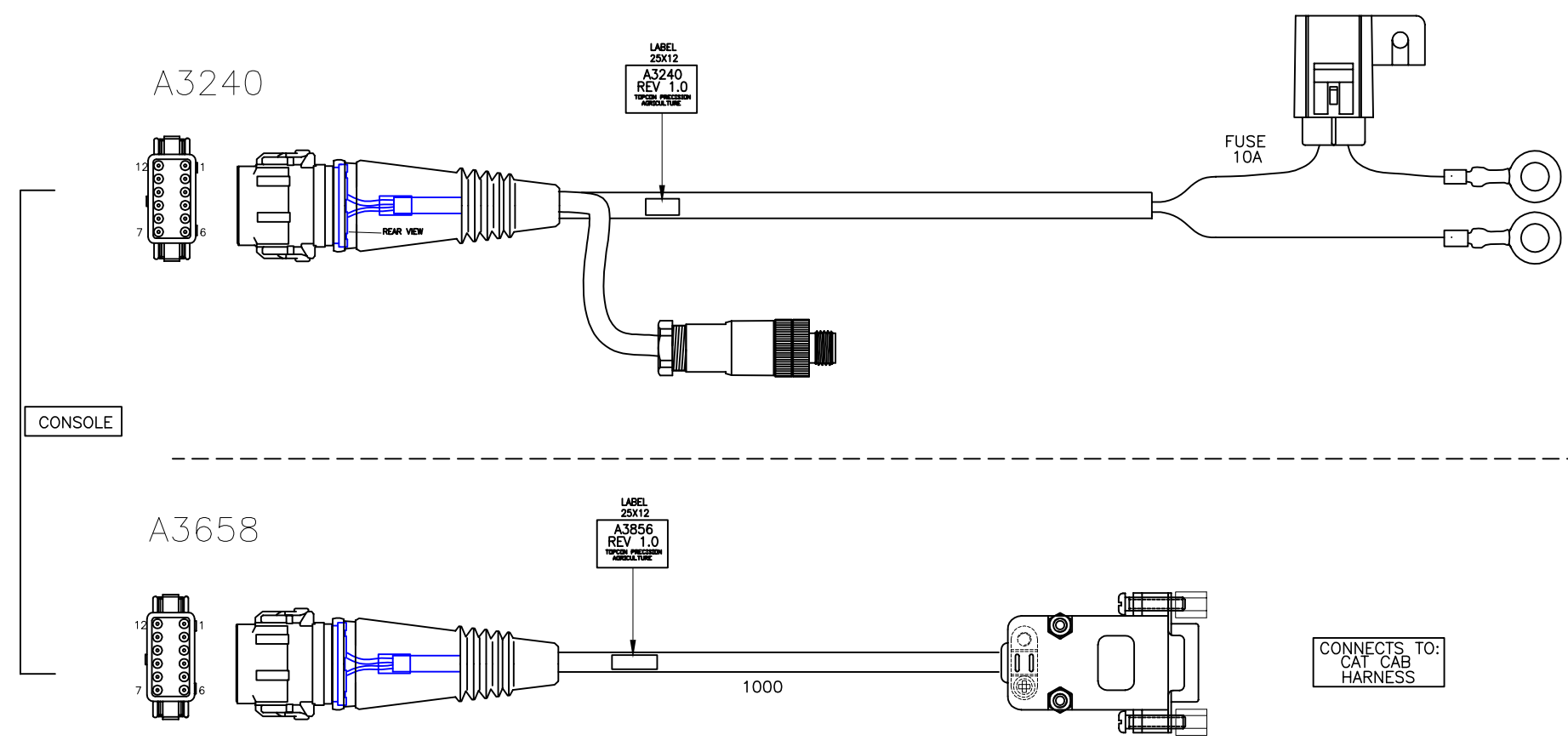
ITEM	QTY	MATERIAL/DESCRIPTION	DWG. NO.	CODE
1	1	SYSTEM 150 AGI-3 TO CAB HARNESS SUIT CAT MT 700B/800B	2846	A3657
2	1	PCS 150/AGI-3 TO ACO MT 700B/800B	2631	A3240
3	1	SYSTEM 150 CONSOLE TO CAB COMMS HARNESS SUIT CAT MT 700B/800B	1286	A3856

A3567  
AGI-3



Axxxx  
CONSOLE

SUPPLIED WITH CONSOLE KIT



REV	DATE	ECO NO.	DESCRIPTION OF CHANGE	DRWN	APPR'D	MATERIAL	MACHINING TOLERANCES	DRAWN	DATE	PART OF ASSY:	PART NO:	PROJECT:	SHEET SIZE	
1.0.0	21/10/08		ORIGINAL RELEASE	DJK			X. XX +/-0.1 X.XX +/-0.2 X.XX AS STATED ANGULAR ±0.25°	JR	08/10/08		A3646	2128	A3	
							HARNESS TOLERANCES 0-300 +5/-3 300-1000 +10/-5 1000-3000 +20/-10 3000-5000 +40/-20 STRIP LENGTHS +0.5/-0	DJK	21/10/08	MACHINE FINISH 3.2 ALL ROUND UNLESS OTHERWISE STATED			SCALE N/A	
								MW	06/11/08	DO NOT SCALE UNLESS OTHERWISE STATED ALL DIMENSIONS ARE IN MILLIMETRES			SHEET 1 OF 1	
											TITLE: SYSTEM 150 TO SUIT CAT MT 700B/800B			
											DRAWING NO: 002865	SECURITY CLASS CONFIDENTIAL	DRAWING STANDARD AS1100	REV A

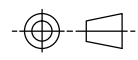
**TOPCON** Precision Agriculture  
14 PARK WAY MAWSON LAKES SOUTH AUSTRALIA 5095  
PH:+61(0)882033300 FAX: +611300307205 EMAIL:info@kee.com.au www.kee.com.au

COPYRIGHT: THIS DRAWING IS THE PROPERTY OF TOPCON PRECISION AGRICULTURE. IT MAY NOT BE REPRODUCED IN WHOLE OR IN PART WITHOUT THEIR WRITTEN PERMISSION.


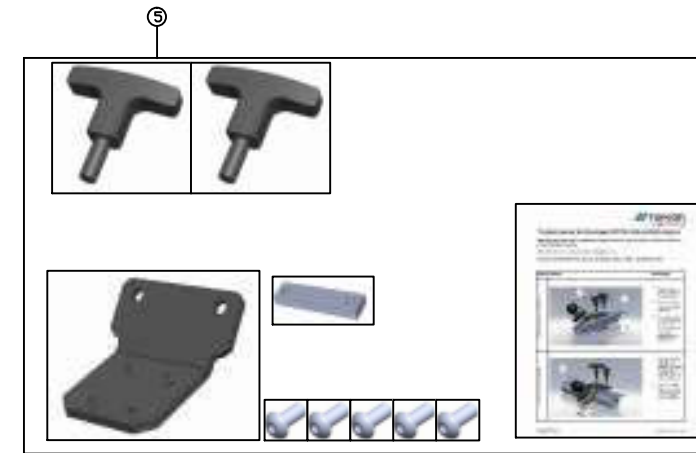
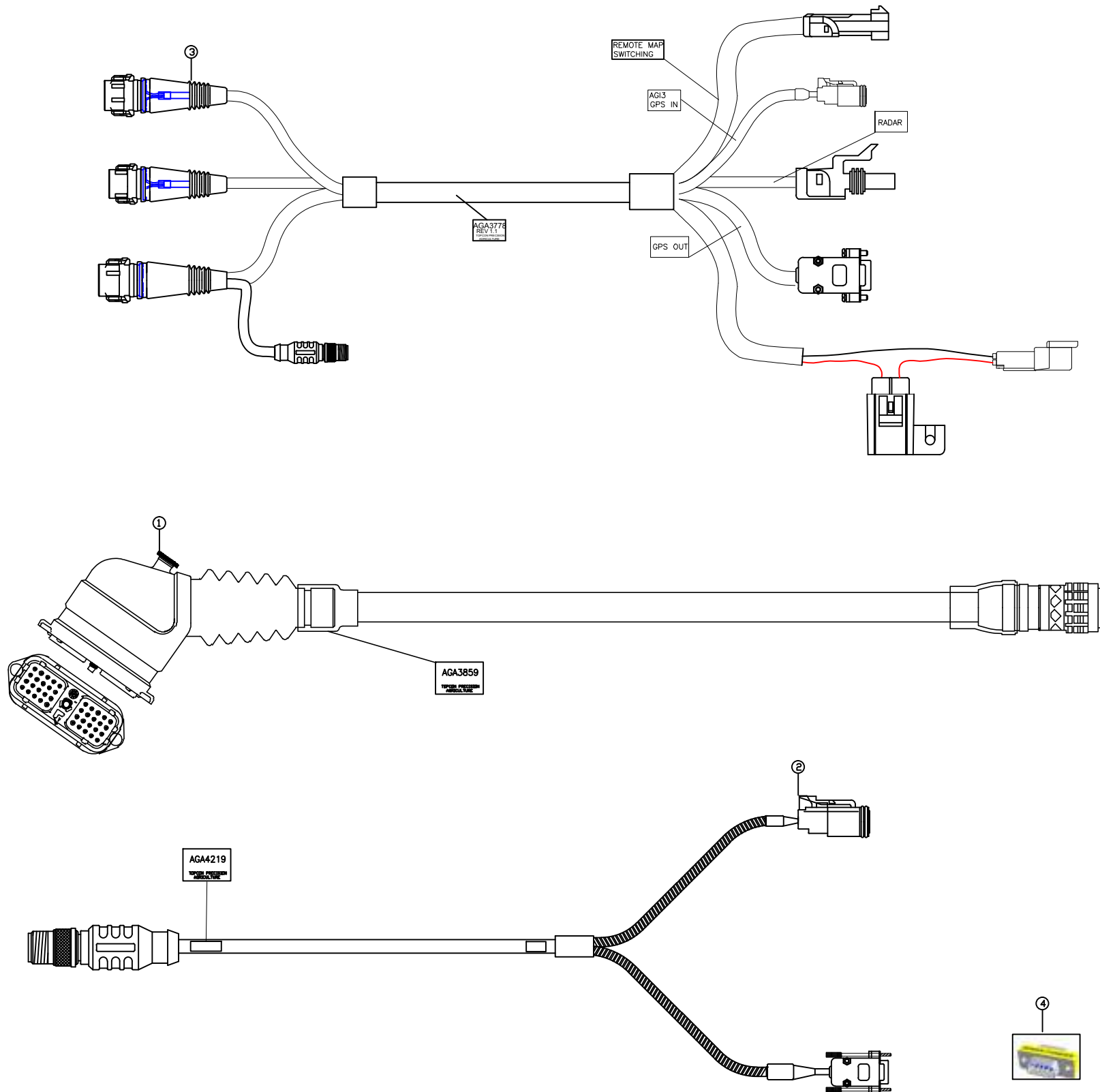
UNLESS OTHERWISE STATED, ALL PRINTED COPIES OF THIS DOCUMENT ARE UNCONTROLLED. REFER TO DRAWING REGISTER FOR LATEST RELEASE

PART NO: AGA3790

PART OF ASSY:



ITEM	QTY	MATERIAL/DESCRIPTION	DWG. NO.	CODE
1	1	HRNS, AGE-2 READY	X	AGA3859
2	1	HRNS, SYS 250/350 AGCO COMMS	X	AGA4219
3	1	HRNS, CHALLENGER MT700C/800C/	X	A3778
4	1	SERIAL GENDER ADAPT, DB9 MALE	X	AGY1229
5	1	KIT, CONSOLE MOUNT, CHALLENGER	X	AGA4261
6	1	MANUAL, SYS 150 AGI-3 INSTALL	X	AGA3793
7	1	WARRANTY CARD, AG UNIVERSAL	X	AGW289
8	1	CABLE TIE, 380mm x 4.8mm	X	Y004
9	1	CARTON, STSYEM 150 A/STEER	X	Z279



REV	DATE	ECO NO.	DESCRIPTION OF CHANGE	DRWN	APPR'D	MATERIAL	MACHINING TOLERANCES	DRAWN	DATE	PART OF ASSY:	PART NO:	PROJECT:	SHEET SIZE
1.0	25/07/13	624	ORIGINAL RELEASE	KL			X, +/-1 X.X +/-0.2 X.XX AS STATED ANGULAR ±0.25°	KL	25/07/13		AGA3790		A3
							HARNES TOLERANCES 0-300 +5/-3 300-1000 +10/-5 1000-3000 +20/-10 3000-5000 +40/-20 STRIP LENGTHES +0.5/-0						N/A
													SHEET 1 OF 1
													REV 1.0

COPYRIGHT: THIS DRAWING IS THE PROPERTY OF TOPCON PRECISION AGRICULTURE. IT MAY NOT BE REPRODUCED IN WHOLE OR IN PART WITHOUT THEIR WRITTEN PERMISSION.

UNLESS OTHERWISE STATED, ALL PRINTED COPIES OF THIS DOCUMENT ARE UNCONTROLLED. REFER TO DRAWING REGISTER FOR LATEST RELEASE.

14 PARK WAY  
 MAWSON LAKES  
 SOUTH AUSTRALIA  
 5095  
 PH: +61(0)882033300  
 FAX: +611300307205  
 EMAIL: info@topcon.com  
 www.topcon.com

TITLE: SYSTEM 150 A/STEER SUIT  
 CAT MT700/800/900C KIT  
 DRAWING NO: 003790  
 SECURITY CLASS: CONFIDENTIAL  
 DRAWING STANDARD: AS1100



# *System 150*

## *AGCO Steer-Ready*

### *Articulating Tractor*

### *Harness Kits*

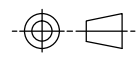


#### **Contents**


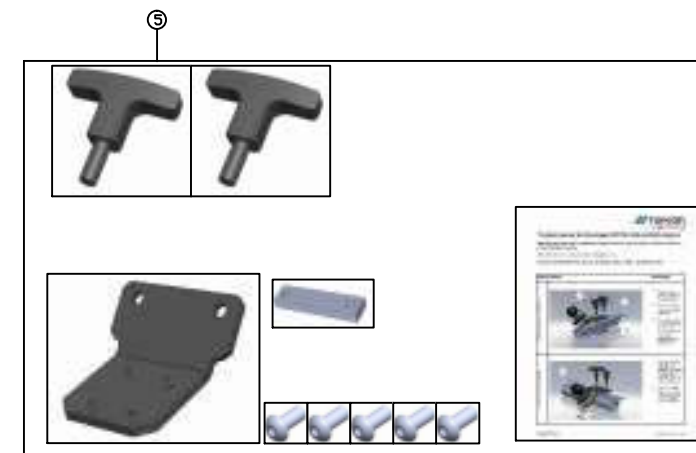
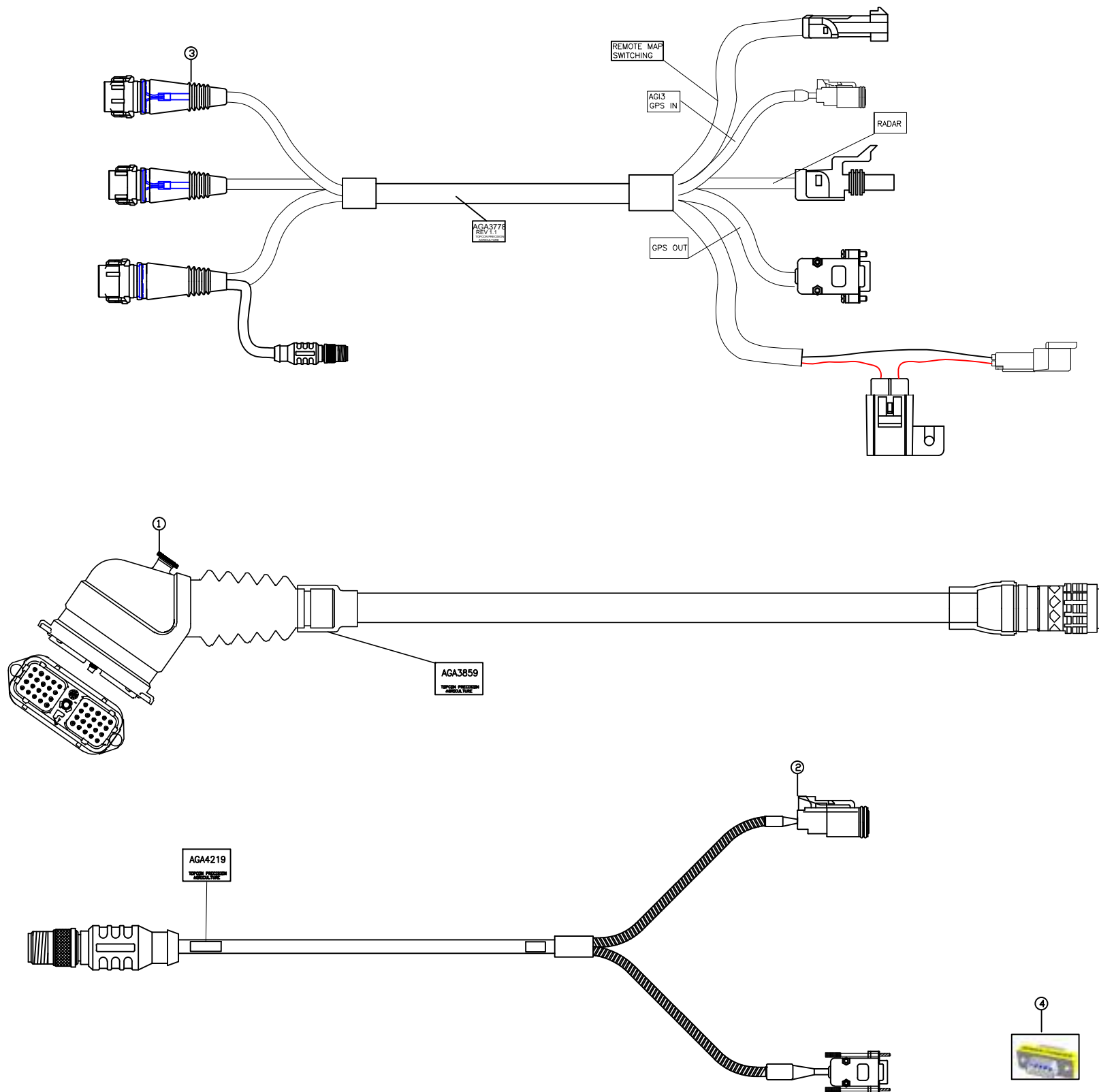
- A3790
- AGA5082

PART NO: AGA3790

PART OF ASSY:



ITEM	QTY	MATERIAL/DESCRIPTION	DWG. NO.	CODE
1	1	HRNS, AGE-2 READY	X	AGA3859
2	1	HRNS, SYS 250/350 AGCO COMMS	X	AGA4219
3	1	HRNS, CHALLENGER MT700C/800C/	X	A3778
4	1	SERIAL GENDER ADAPT, DB9 MALE	X	AGY1229
5	1	KIT, CONSOLE MOUNT, CHALLENGER	X	AGA4261
6	1	MANUAL, SYS 150 AGI-3 INSTALL	X	AGA3793
7	1	WARRANTY CARD, AG UNIVERSAL	X	AGW289
8	1	CABLE TIE, 380mm x 4.8mm	X	Y004
9	1	CARTON, STSYEM 150 A/STEER	X	Z279



REV	DATE	ECO NO.	DESCRIPTION OF CHANGE	DRWN	APPR'D	MATERIAL	MACHINING TOLERANCES	DRAWN	DATE	PART OF ASSY:	PART NO:	PROJECT:	SHEET SIZE
1.0	25/07/13	624	ORIGINAL RELEASE	KL			X, +/-1 X.X +/-0.2 X.XX AS STATED ANGULAR ±0.25°	KL	25/07/13		AGA3790		A3
							HARNES TOLERANCES 0-300 +5/-3 300-1000 +10/-5 1000-3000 +20/-10 3000-5000 +40/-20 STRIP LENGTHES +0.5/-0						N/A
													SHEET 1 OF 1
													REV 1.0

COPYRIGHT: THIS DRAWING IS THE PROPERTY OF TOPCON PRECISION AGRICULTURE. IT MAY NOT BE REPRODUCED IN WHOLE OR IN PART WITHOUT THEIR WRITTEN PERMISSION.

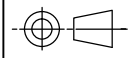
UNLESS OTHERWISE STATED, ALL PRINTED COPIES OF THIS DOCUMENT ARE UNCONTROLLED. REFER TO DRAWING REGISTER FOR LATEST RELEASE.

14 PARK WAY  
 MAWSON LAKES  
 SOUTH AUSTRALIA  
 5095  
 PH: +61(0)882033300  
 FAX: +611300307205  
 EMAIL: info@topcon.com  
 www.topcon.com

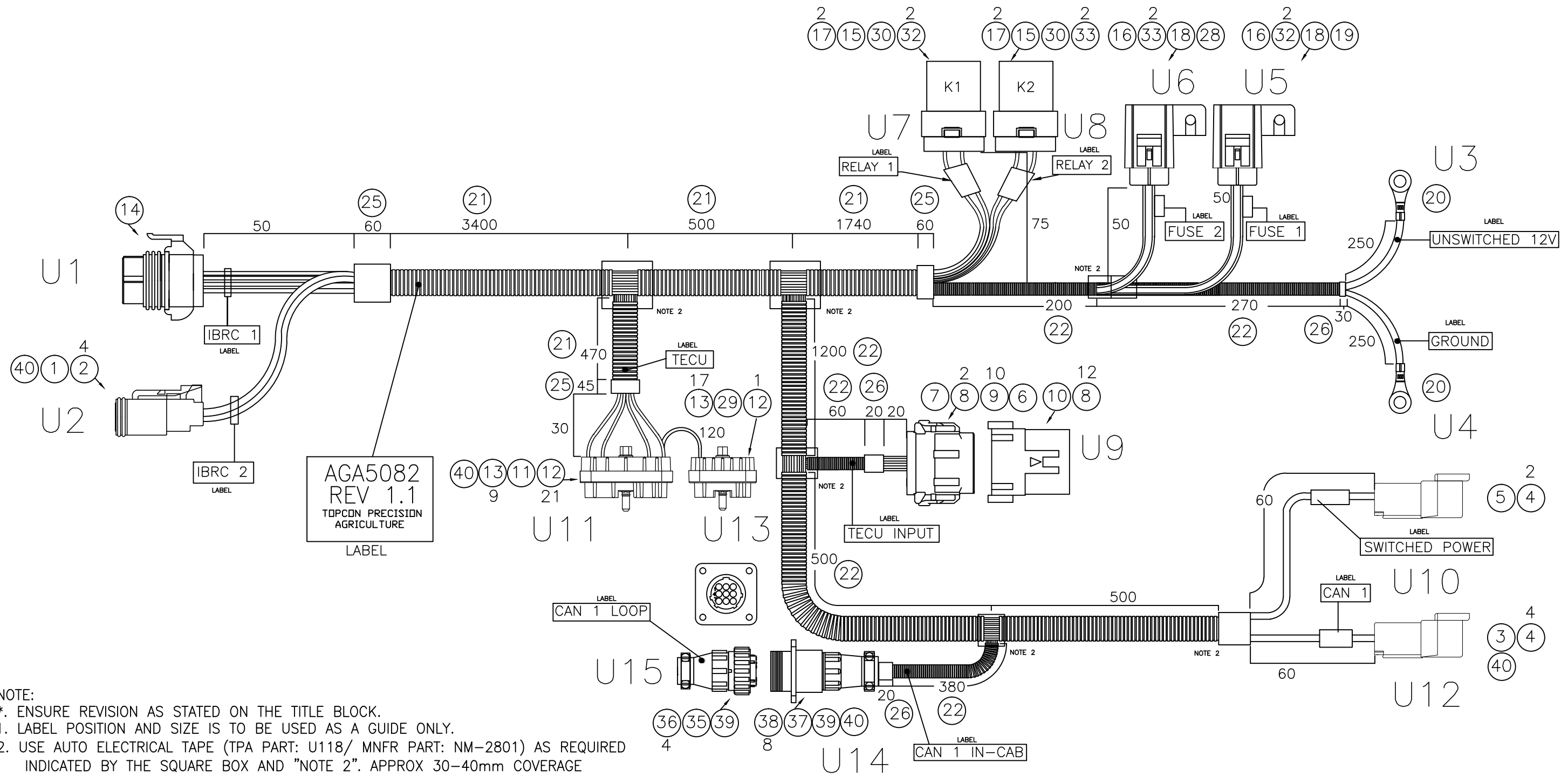
TITLE: SYSTEM 150 A/STEER SUIT  
 CAT MT700/800/900C KIT  
 DRAWING NO: 003790  
 SECURITY CLASS: CONFIDENTIAL  
 DRAWING STANDARD: AS1100

PART NO: AGH1073

PART OF ASSY: AGA5082



ITEM	QTY	MATERIAL / DESCRIPTION	MFR NO	TOPCON NO	ITEM	QTY	MATERIAL / DESCRIPTION	MFR NO	TOPCON NO	ITEM	QTY	MATERIAL / DESCRIPTION	MFR NO	TOPCON NO
38	8	AMP MALE TERM.	0-066098-8	Y074	18	2	METRI PACK FUSE HOLDER COVER	12033731	Y814	1	1	DEUTSCH DT 4 POS. MALE CONNECTOR	DT06-04S/W	Y882
39	2	AMP CPC BACKSHELL	0-0206966-1	Y152	19	1	AUTO FUSE 30a BLADE	52830	Y850	2	4	DEUTSCH DT FEMALE TERM.	0462-201-16141	Y723
40	7.27m	ISOBUS 11783-2 QUAD TWISTED CABLE	206870	AGE386	20	2	9.7mm EYE TERM.	1-0279514-1	Y484	3	1	DEUTSCH DT 4 POS. FEMALE CONNECTOR	DT04-04P/W	Y883
					21	6.4m	16mm SPLIT CONDUIT (BLACK)	4Q727016B	E129	4	6	DEUTSCH DT MALE TERM.	0460-202-16141	Y700
					22	3.2m	13mm SPLIT CONDUIT (BLACK)	810-130PCS-BK	E128	5	1	DEUTSCH DT 2 POS. FEMALE CONNECTOR	DT04-02P/W	Y881
					25	0.185m	24mm HEATSHRINK GLUE LINED (BLACK)	812-RDW240BK-1.2	E339	6	1	DEUTSCH DTM 12 POS. MALE CONNECTOR	DTM06-12SA	Y731
					26	.07m	12mm HEATSHRINK GLUE LINED (BLACK)	812-RMW120BK-1.2	E361	7	1	DEUTSCH DTM 12 POS. SECONDARY LOCK	WM-12S	Y732
					28	1	AUTO FUSE 15a BLADE	52815	Y847	8	14	DEUTSCH DTM CAVITY PLUG	0413-204-2005	Y730
					29	1	METRI-PACK 150 18 POS. MALE CONNECTOR	15492546	AGY1395	9	10	DEUTSCH DTM FEMALE TERM.	1062-20-0122	Y1057
					30	2	ISO RELAY SOCKET SUITS V4FA RELAY	12065686	AGY1420	10	1	DEUTSCH DTM 12 POS. FEMALE CONNECTOR	DTM04-12PA	Y734
					32	4	METRIPACK 630 FEMALE TERMINAL 3.0mm	12033997	AGY1422	11	1	METRI-PACK 150 30 POS. MALE CONNECTOR	15492542	AGY1396
					33	4	METRIPACK 630 FEMALE TERMINAL 1.0-2.0mm	12066614	AGY1421	12	22	METRI-PACK 150 FEMALE TERM.	12103881	Y886
					35	1	AMP CPC 9 POS. FEMALE CONNECTOR	206708-1	Y153	13	26	METRI-PACK 150 CAVITY PLUG	4-1437284-3	Y768
					36	4	AMP FEMALE TERM.	0-066100-7	Y072	14	1	IBRC ASS.	1701183	AGY1397
					37	1	AMP CPC 9 POS. MALE CONNECTOR	206705-1	Y154	15	2	30a WEATHERPROOF RELAY	VF4A-65F11-S01	AGS176
										16	2	METRI PACK FUSE HOLDER	12033769	Y815
										17	4	METRI PACK 630 PULL TO SEAT FEMALE TERM.	12020156	Y813



- NOTE:
- ENSURE REVISION AS STATED ON THE TITLE BLOCK.
  - LABEL POSITION AND SIZE IS TO BE USED AS A GUIDE ONLY.
  - USE AUTO ELECTRICAL TAPE (TPA PART: U118/ MNFR PART: NM-2801) AS REQUIRED INDICATED BY THE SQUARE BOX AND "NOTE 2". APPROX 30-40mm COVERAGE ON ALL CONDUIT EDGES, ENSURE GOOD COVERAGE WITH SEVERAL LAYERS OF TAPE AT BREAKOUTS.
  - PLACE HEATSHRINK OVER NON CONNECTED CAN TBC 12v AND TBC GROUND WIRES AT CONNECTOR U11.
  - ENSURE BACKSHELL COVERS CAN LOOP WIRES AT CONNECTOR U15, FIT STRAIN RELIEF WITH LOOP WIRES INSIDE BACKSHELL.
  - USE ISOBUS CABLE (ITEM 40) WHERE INDICATED BY TWIST SYMBOL.

NOTE: THIS COMPONENT MUST COMPLY WITH THE REQUIREMENTS OF THE E.U. RoHS DIRECTIVE

REV	DATE	ECO NO.	DESCRIPTION OF CHANGE	DRWN	APPR'D	MATERIAL	MACHINING TOLERANCES	DRAWN	DATE	PART OF ASSY: AGA5082	PART NO: AGH1073	PROJECT: 2195	SHEET SIZE A3
1.0	15/8/12	1006	PRODUCTION RELEASE	BHM	KM		X, X.X +/-1 X.XX +/-0.2 ANGULAR ±0.25°	BHM	15/8/12				SCALE N/A
1.1.0	4/1/13	C0707	Relay Labels, Lngth U11-U13 120mm remove item 23, 24	DK			HARNES TOLERANCES 0-300 +5/-3 300-1000 +10/-5 1000-3000 +20/-10 3000-5000 +40/-20 STRIP LENGTHS +0.5/-0	KL	26/10/12	MACHINE FINISH 3.2 ALL ROUND UNLESS OTHERWISE STATED	DO NOT SCALE UNLESS OTHERWISE STATED ALL DIMENSIONS ARE IN MILLIMETRES		SHEET 1 OF 2
								KM	26/10/12	14 PARK WAY MAWSON LAKES SOUTH AUSTRALIA 5095	PH: +61(0)882033300 FAX: +611300307205 EMAIL: info@kee.com.au www.kee.com.au		REV 1.1.0

COPYRIGHT: THIS DRAWING IS THE PROPERTY OF TOPCON PRECISION AGRICULTURE. IT MAY NOT BE REPRODUCED IN WHOLE OR IN PART WITHOUT THEIR WRITTEN PERMISSION.

UNLESS OTHERWISE STATED, ALL PRINTED COPIES OF THIS DOCUMENT ARE UNCONTROLLED. REFER TO DRAWING REGISTER FOR LATEST RELEASE.

# *System 150*

## *AGCO Steer-Ready Combine Harvester Harness Kits*



### **Contents**

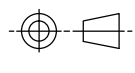
- AGA4462
- AGA4459





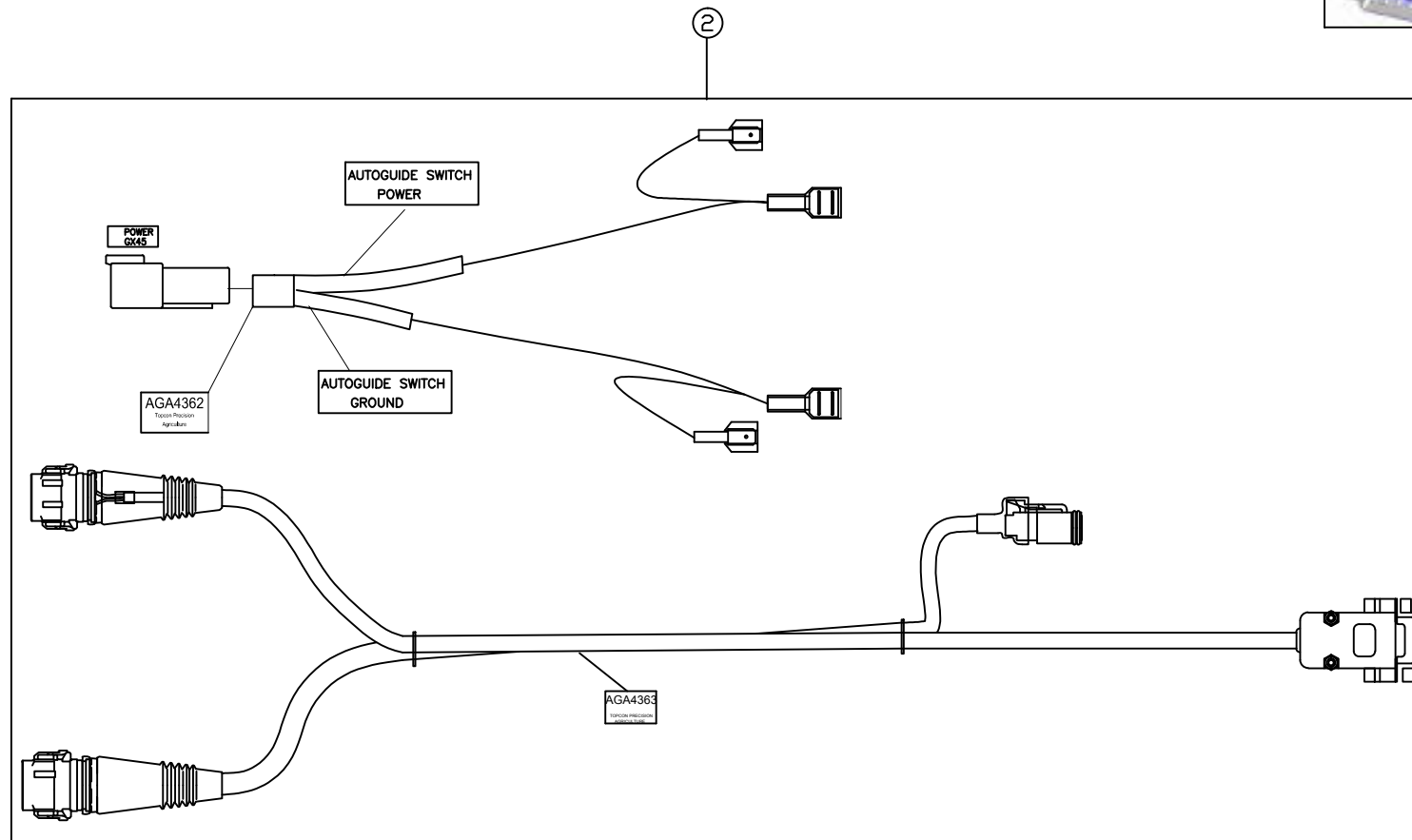
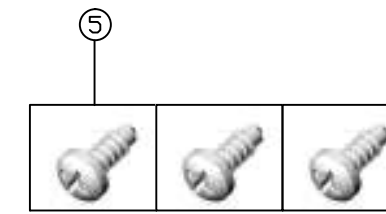
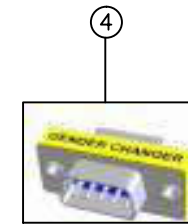
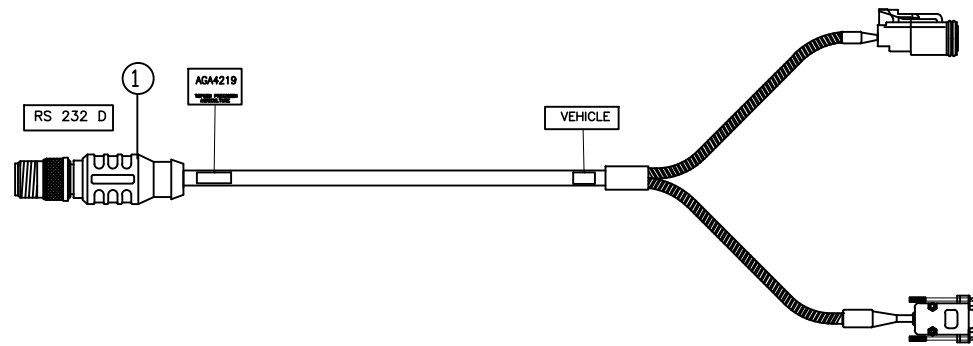



PART NO: AGA4459

PART OF ASSY:



ITEM	QTY	MATERIAL/DESCRIPTION	DWG. NO.	CODE
1	1	HRNS, SYS150/350 AGCO COMMS	X	AGA4219
2	1	KIT, AGCO AXIAL COMBINE GX-45	X	AGA4460
3	1	HRNS A-G2 READY	X	AGA3859
4	1	SERIAL DBB9 M-M GENDER CHANGER	X	AGY1229
5	3	SCREW N012x1.25" P/H S/TAP ZP	X	F350
6	1	WARRANTY CARD, AG UNIVERSAL	X	AGW289
7	1	INSTALL GUIDE SUIT AGCO AXIAL	X	AGA4461
8	1	CARTON, SYSTEM 110/150 AUTO	X	Z274



REV	DATE	ECO NO.	DESCRIPTION OF CHANGE	DRWN	APPR'D	MATERIAL	MACHINING TOLERANCES	FINISH	HARNES TOLERANCES	STRIP LENGTHS	DRAWN	DATE	PART OF ASSY:	PART NO:	PROJECT:	SHEET SIZE
1.0	19/07/12	557	ORIGINAL RELEASE	KL			X, +/-1 X.X +/-0.2 X.XX AS STATED ANGULAR ±0.25°		0-300 +5/-3 300-1000 +10/-5 1000-3000 +20/-10 3000-5000 +40/-20 STRIP LENGTHS +0.5/-0		KL	19/07/12		AGA4459		A3
																N/A
																1 OF 1
																1.0

COPYRIGHT: THIS DRAWING IS THE PROPERTY OF TOPCON PRECISION AGRICULTURE. IT MAY NOT BE REPRODUCED IN WHOLE OR IN PART WITHOUT THEIR WRITTEN PERMISSION

UNLESS OTHERWISE STATED, ALL PRINTED COPIES OF THIS DOCUMENT ARE UNCONTROLLED. REFER TO DRAWING REGISTER FOR LATEST RELEASE

# *System 150*

## **AGCO Steer-Ready Receiver Mounting Bracket Kits**

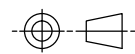


### **Contents**


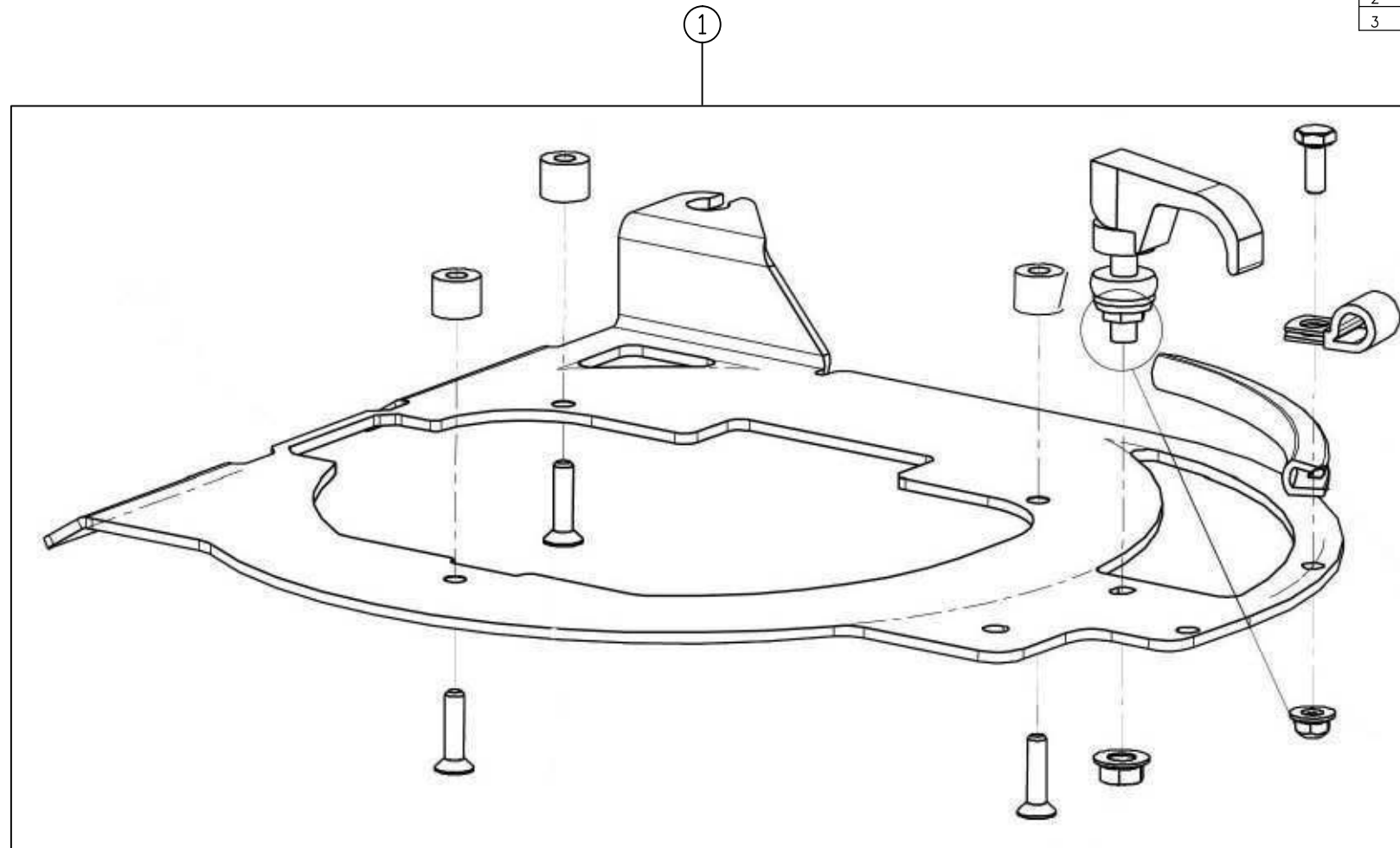
- AGA3788
- AGA4199
- AGA4609
- AGA5194
- AGA3644

PART NO: AGA3788

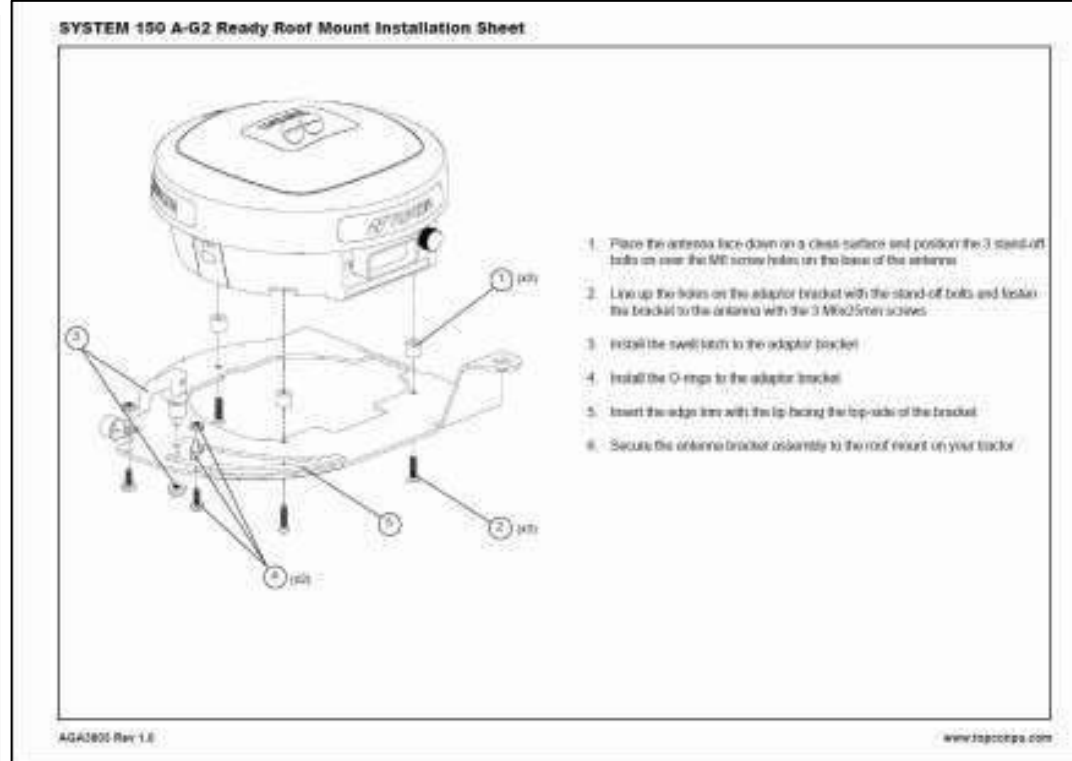
PART OF ASSY:



ITEM	QTY	MATERIAL/DESCRIPTION	DWG. NO.	CODE
1	1	55-72570218 AG2 RECEIVER BKT	X	A3789
2	1	WARRANTY CARD, AG UNIVERSAL	X	AGW289
3	1	AG2 READY ROOF MNT BKT INSTALL	X	A3803



2



3

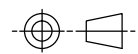
REV	DATE	ECO NO.	DESCRIPTION OF CHANGE	DRWN	APPR'D	MATERIAL	MACHINING TOLERANCES	DRAWN	DATE	PART OF ASSY:	PART NO:	PROJECT:	SHEET SIZE
1.0	18/06/12	-	ORIGINAL RELEASE	KL			X, +/-1 X.X +/-0.2 X.XX AS STATED ANGULAR ±0.25°	KL	18/06/12		AGA3788		A3
							HARNES TOLERANCES 0-300 +5/-3 300-1000 +10/-5 1000-3000 +20/-10 3000-5000 +40/-20 STRIP LENGTHS +0.5/-0				AG2 READY AGI-3/AGCO ROOF MNT		N/A
													SHEET 1 OF 1
													REV 1.0

COPYRIGHT: THIS DRAWING IS THE PROPERTY OF TOPCON PRECISION AGRICULTURE. IT MAY NOT BE REPRODUCED IN WHOLE OR IN PART WITHOUT THEIR WRITTEN PERMISSION

UNLESS OTHERWISE STATED, ALL PRINTED COPIES OF THIS DOCUMENT ARE UNCONTROLLED. REFER TO DRAWING REGISTER FOR LATEST RELEASE


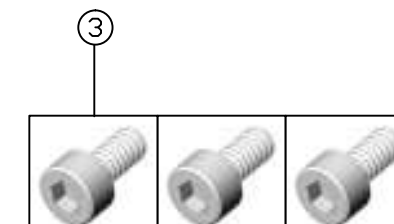
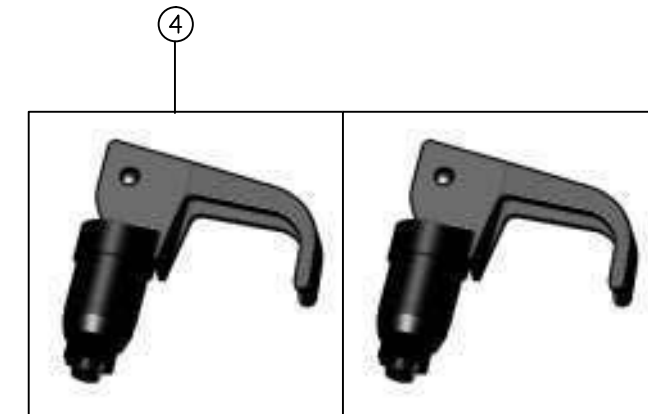
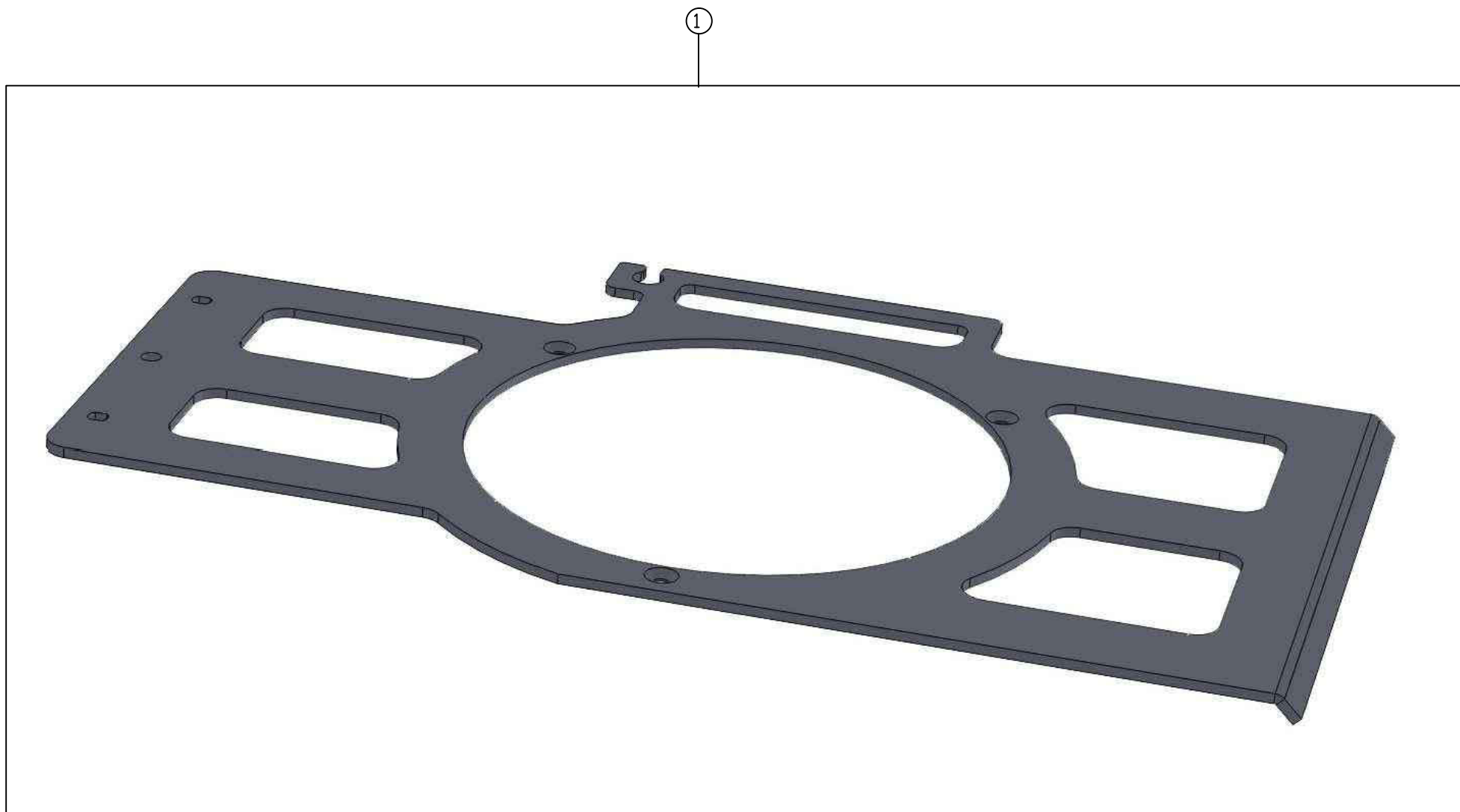
14 PARK WAY  
 MAWSON LAKES  
 SOUTH AUSTRALIA  
 5095  
 PH: +61(0)882033300  
 FAX: +611300307205  
 EMAIL: info@topcon.com  
 www.topcon.com

PART NO: AGA4199



PART OF ASSY:

ITEM	QTY	MATERIAL/DESCRIPTION	DWG. NO.	CODE
1	1	BRACKET, MOUNT, AGI-3 FENDT 700	X	AGB1225
2	1	BOLT, STAND OFF AGI-3 TO BRACKET	X	F422
3	1	SCREW, M6x12 CSK SS	X	F431
4	1	SWELL LATCH ASSEMBLY	X	F425



REV	DATE	ECO NO.	DESCRIPTION OF CHANGE	DRWN	APPR'D	MATERIAL	MACHINING TOLERANCES	DRAWN	DATE	PART OF ASSY:	PART NO:	PROJECT:	SHEET SIZE
1.0	20/07/12	555	ORIGINAL RELEASE	KL			X, +/-1 X.X +/-0.2 X.XX AS STATED ANGULAR ±0.25°	KL	20/07/12		AGA4199		A3
							HARNES TOLERANCES 0-300 +5/-3 300-1000 +10/-5 1000-3000 +20/-10 3000-5000 +40/-20 STRIP LENGTHS +0.5/-0				ASSEMBLY, MOUNT BRACKET AGI-3 FENDT		N/A
											00XXXX	SECURITY CLASS CONFIDENTIAL	DRAWING STANDARD AS1100
													SHEET 1 OF 1
													REV 1.0

14 PARK WAY  
 MAWSON LAKES  
 SOUTH AUSTRALIA  
 5095  
 PH: +61(0)882033300  
 FAX: +611300307205  
 EMAIL: info@topcon.com  
 www.topcon.com

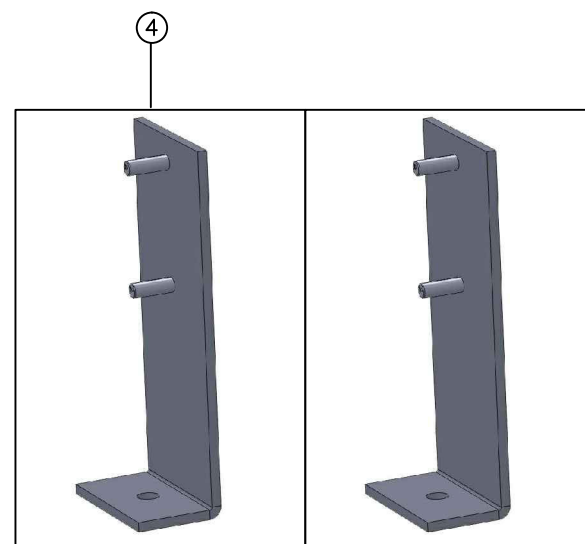
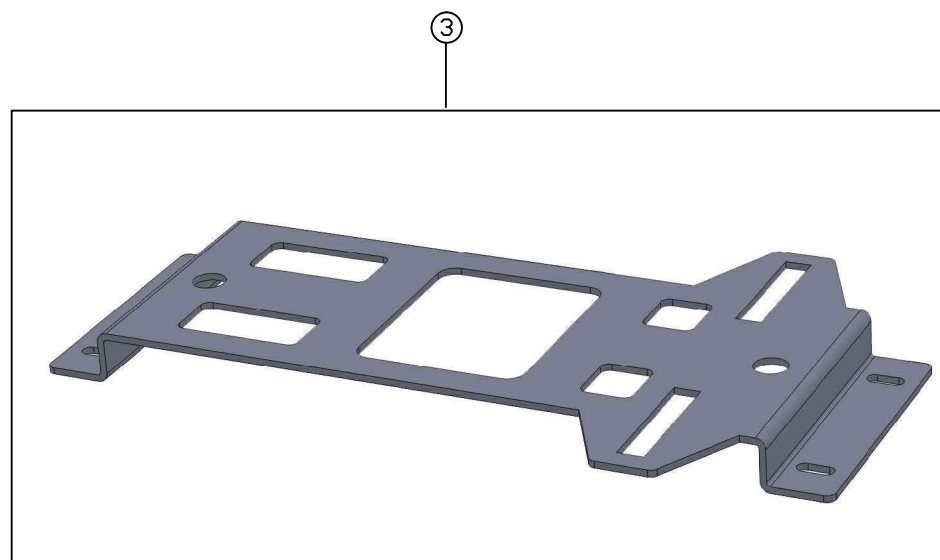
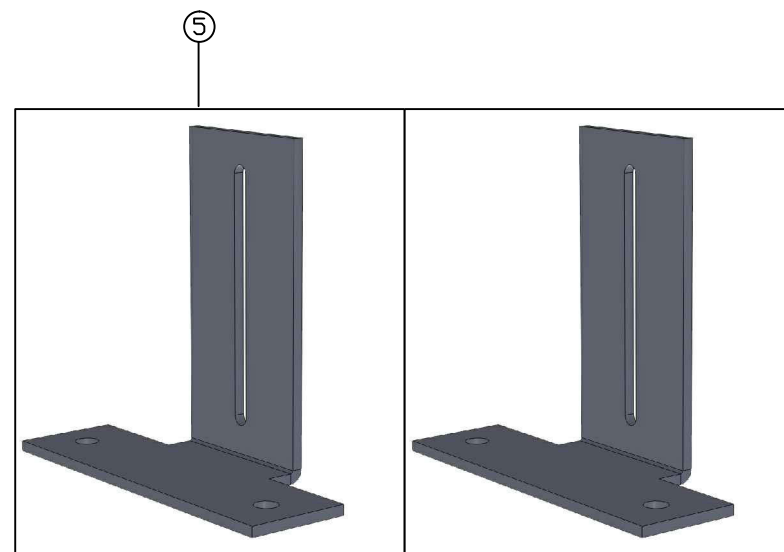
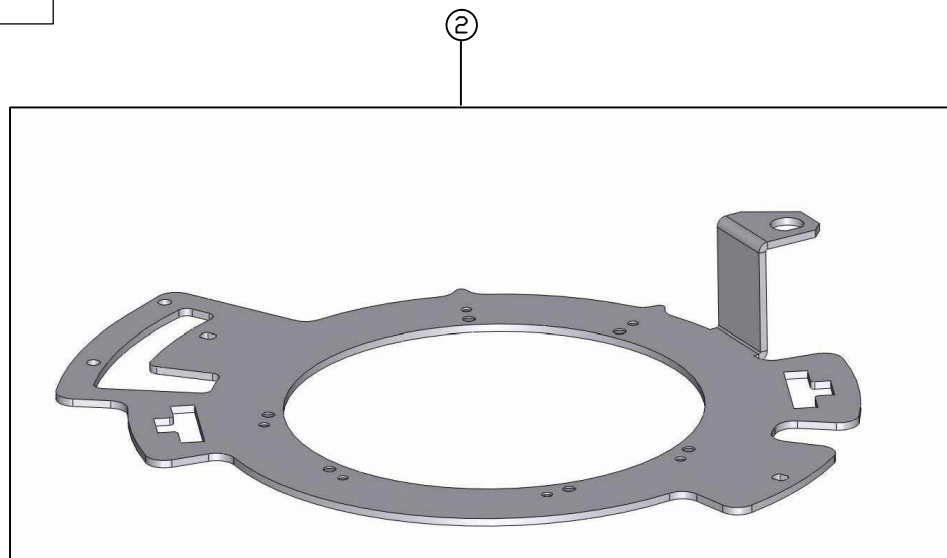
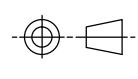
COPYRIGHT: THIS DRAWING IS THE PROPERTY OF TOPCON PRECISION AGRICULTURE. IT MAY NOT BE REPRODUCED IN WHOLE OR IN PART WITHOUT THEIR WRITTEN PERMISSION

UNLESS OTHERWISE STATED, ALL PRINTED COPIES OF THIS DOCUMENT ARE UNCONTROLLED. REFER TO DRAWING REGISTER FOR LATEST RELEASE

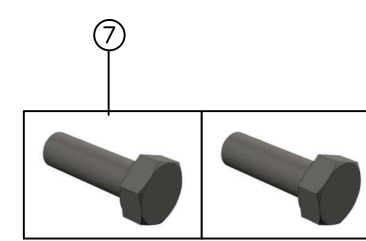

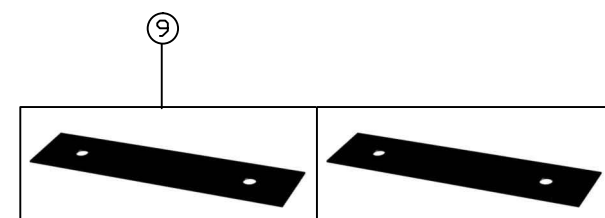
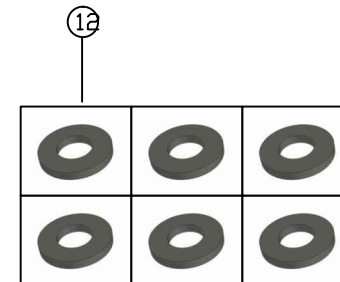
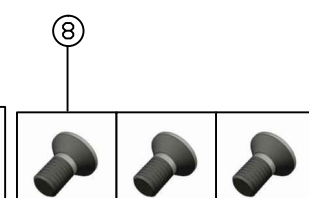

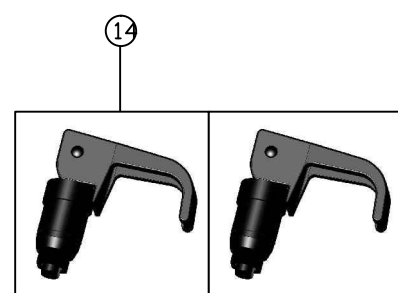
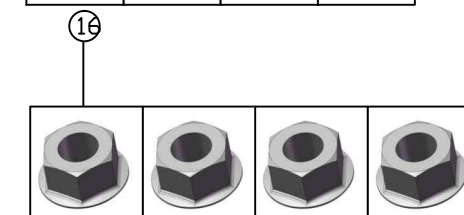

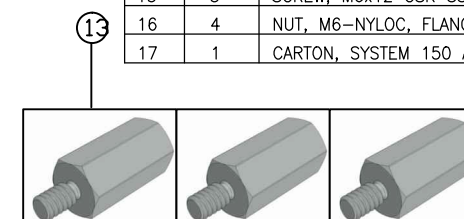


PART NO: AGA4609

PART OF ASSY:



ITEM	QTY	MATERIAL/DESCRIPTION	DWG. NO.	CODE
1	1	INSTALLATION GUIDE	X	AGA4661
2	1	BRACKET, AGI-3/AGI-4 UNIVERSAL	X	AGB1248
3	1	CROSS MEMBER, WINDROWER	X	AFB1250
4	2	SIDE MOUNT LOWER, WINDROWER	X	AGB1252
5	2	SIDE MOUNT UPPER	X	AGB1253
6	4	BOLT M8x20 HEX HD ZP	X	AGF538
7	2	BOLT 5/16-18 UNCx1"	X	AGF539
8	3	SCREW M5x12 SHC/SNK SS	X	AGF541
9	2	GASKET, AGI-3 ROOF MOUNT	X	AGM403
10	4	FIXING HOLE MARKING PLUG	X	AGM404
11	1	ALLEN KEY - 4MM	X	AGU330
12	6	WASHER, M8, FLAT, Z/P	X	F083
13	3	BOLT, STAND OFF AGI-3 TO BRACKET	X	F422
14	2	SWELL LATCH ASSEMBLY	X	F425
15	3	SCREW, M6x12 CSK SS	X	F431
16	4	NUT, M6-NYLOC, FLANGED	X	F466
17	1	CARTON, SYSTEM 150 AGI-3	X	Z270



**TOPCON**  
Precision Agriculture

**Roof bracket installation guide for AGCO wide-cab windrowers**

**Kit AGA4609:** Applies to the following windrowers: Massey Ferguson 9435/9635 wide cab models only.

**WARNING:** This document does not replace any instructions provided by the vehicle manufacturer. Removal of the cab roof should only be undertaken by properly skilled personnel using appropriate safe working practices.

This document provides a guide for the installation of the AGA4609 roof mounting bracket assembly for the AGI-3 on Massey Ferguson wide cab windrowers.

No	Picture	Procedure
1		Remove the fasteners holding the cab roof top in place. Remove the 8 bolts around the tip of the roof as detailed below. <i>Work safely.</i>
		Remove the 4 side bolts (2 on each side of the roof).
		Remove the 2 bolts on the rear of the roof.
		Remove the 2 bolts under the front tip of the roof.

AGA4661 Rev 1.0 Page 1 of 5

COPYRIGHT: THIS DRAWING IS THE PROPERTY OF TOPCON PRECISION AGRICULTURE. IT MAY NOT BE REPRODUCED IN WHOLE OR IN PART WITHOUT THEIR WRITTEN PERMISSION.

UNLESS OTHERWISE STATED, ALL PRINTED COPIES OF THIS DOCUMENT ARE UNCONTROLLED. REFER TO DRAWING REGISTER FOR LATEST RELEASE.

REV	DATE	ECO NO.	DESCRIPTION OF CHANGE	DRWN	APPR'D	MATERIAL	MACHINING TOLERANCES	DRAWN	DATE	PART OF ASSY:	PART NO:	PROJECT:	SHEET SIZE
1.0	19/9/12	688	ORIGINAL RELEASE	KL			X, +/-1 X.X +/-0.2 X.XX AS STATED ANGULAR ±0.25°	KL	19/09/12		AGA4609		A3
							HARNES TOLERANCES 0-300 +5/-3 300-1000 +10/-5 1000-3000 +20/-10 3000-5000 +40/-20 STRIP LENGTHS +0.5/-0						N/A
													SHEET 1 OF 1
													REV 1.0

MACHINE FINISH ALL ROUND UNLESS OTHERWISE STATED	DO NOT SCALE UNLESS OTHERWISE STATED ALL DIMENSIONS ARE IN MILLIMETRES
14 PARK WAY MAWSON LAKES SOUTH AUSTRALIA 5095	PH:+61(0)882033300 FAX: +611300307205 EMAIL:info@topcon.com www.topcon.com

DRAWING NO: 00XXXX	SECURITY CLASS: CONFIDENTIAL	DRAWING STANDARD: AS1100
--------------------	------------------------------	--------------------------





# *System 150*

## *Hydraulic Steering*



### **Contents**

- Aftermarket Hydraulic Steering Kit
- Receiver Mounting Bracket Kits

# ***System 150***

## ***Aftermarket***

### ***Hydraulic Steering Kit***

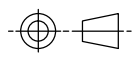


#### **Contents**

- 1002373-01
- AGA4860
- AGA5249
- AGA5134

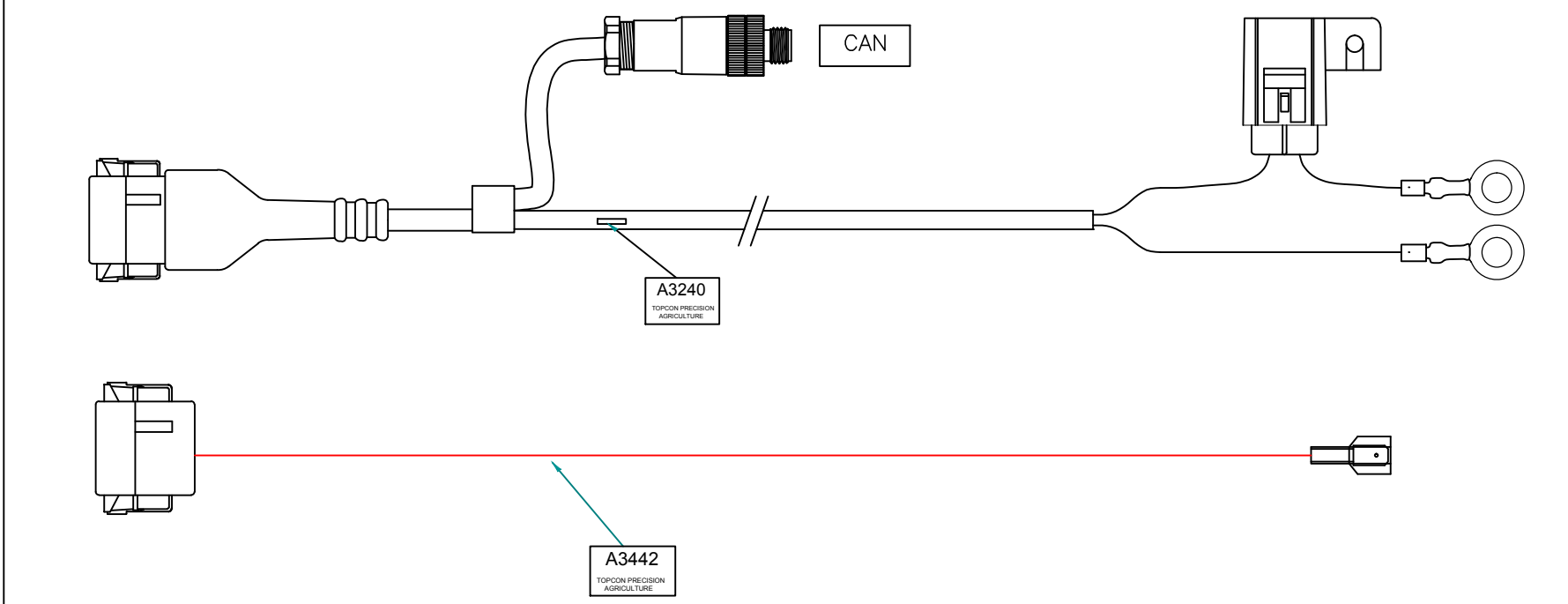
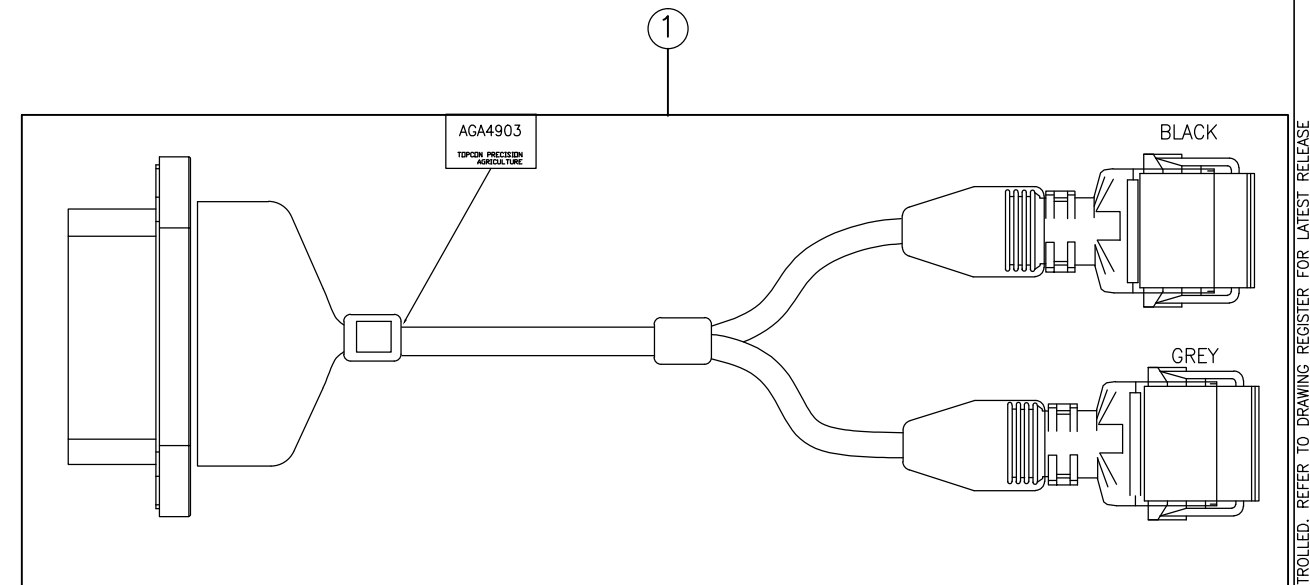


PART NO: 1002373-01



PART OF ASSY:

ITEM	QTY	MATERIAL/DESCRIPTION	DWG. NO.	CODE
1	1	ASSY,AGI-4 AM	X	01-104701-01
2	1	SYSTEM 110/150 CONSOLE KIT	X	A3636



REV	DATE	ECO NO.	DESCRIPTION OF CHANGE	DRWN	APPR'D	MATERIAL	MACHINING TOLERANCES
1.0	18/04/13	1110	ORIGINAL RELEASE	KL			X, +/-1 X.X +/-0.2 X.XX AS STATED ANGULAR ±0.25°
						FINISH	HARNES TOLERANCES 0-300 +5/-3 300-1000 +10/-5 1000-3000 +20/-10 3000-5000 +40/-20 STRIP LENGTHS +0.5/-0

DRAWN	KL	DATE	16/04/13	PART OF ASSY:	
CHECKED		DATE		MACHINE FINISH	3.2
ENG APPROVAL		DATE		ALL ROUND UNLESS OTHERWISE STATED	
		14 PARK WAY MAWSON LAKES SOUTH AUSTRALIA 5095		PH:+61(0)882033300 FAX: +611300307205 EMAIL:info@topcon.com www.topcon.com	

PART NO:	1002373-01	PROJECT:	2222	SHEET SIZE	A3
TITLE:	KIT, SYSTEM 150 WITH AGI-4			SCALE	N/A
DRAWING NO:	004504	SECURITY CLASS	CONFIDENTIAL	DRAWING STANDARD	AS1100
				REV	1.0

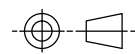
COPYRIGHT: THIS DRAWING IS THE PROPERTY OF TOPCON PRECISION AGRICULTURE. IT MAY NOT BE REPRODUCED IN WHOLE OR IN PART WITHOUT THEIR WRITTEN PERMISSION.

UNLESS OTHERWISE STATED, ALL PRINTED COPIES OF THIS DOCUMENT ARE UNCONTROLLED. REFER TO DRAWING REGISTER FOR LATEST RELEASE.



PART NO: AGA5249

PART OF ASSY:

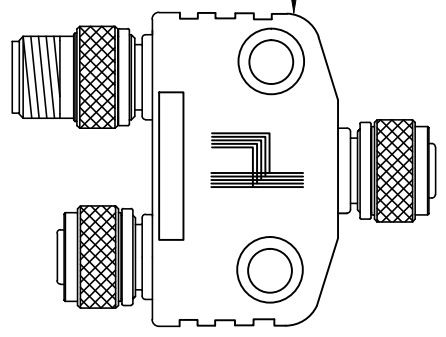


1

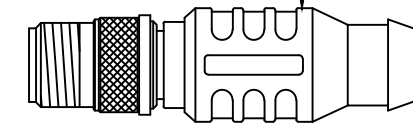


ITEM	QTY	MATERIAL/DESCRIPTION	DWG. NO.	CODE
1	1	ACU-1 COMPLETE ASSEMBLY	X	3601
2	1	SYS150 CONSOLE POWER	X	A3626
3	1	CABLE TIE 380mm X 4.8mm	X	Y004
4	1	CAN TERMINATOR MALE TURCK	X	Y1073
5	1	CAN TEE, FEMALE-FEMALE-MALE	X	Y1091

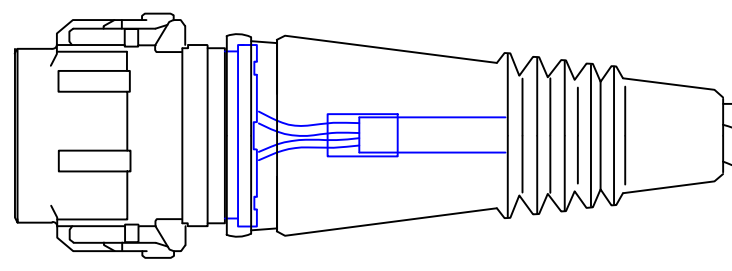
5



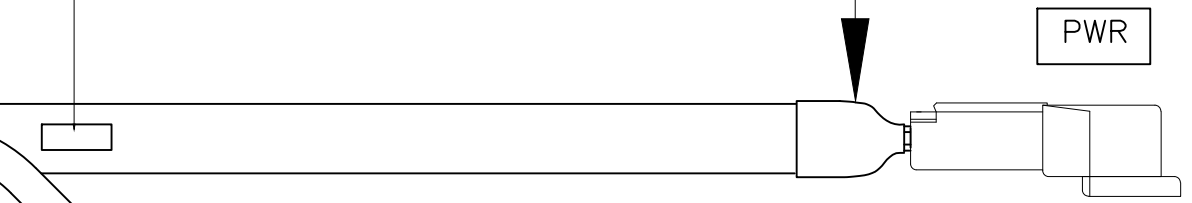
4



CONSOLE



A3626  
TOPCON PRECISION AGRICULTURE



PWR

CAN B

2

REV	DATE	ECO NO.	DESCRIPTION OF CHANGE	DRWN	APPR'D	MATERIAL	MACHINING TOLERANCES	FINISH	HARNES TOLERANCES	STRIP LENGTHS	DRAWN	DATE	PART OF ASSY:	PART NO:	PROJECT:	SHEET SIZE		
1.0	26/02/13	1067	ORIGINAL RELEASE	KL			X, +/-1 X.X +/-0.2 X.XX AS STATED ANGULAR ±0.25°		0-300 +5/-3 300-1000 +10/-5 1000-3000 +20/-10 3000-5000 +40/-20 STRIP LENGTHS +0.5/-0		KL	26/02/13		AGA5249		A3		
														KIT, ACU-1 GENERIC ADAPTOR		N/A		
														00XXXX		CONFIDENTIAL	AS1100	REV 1.0

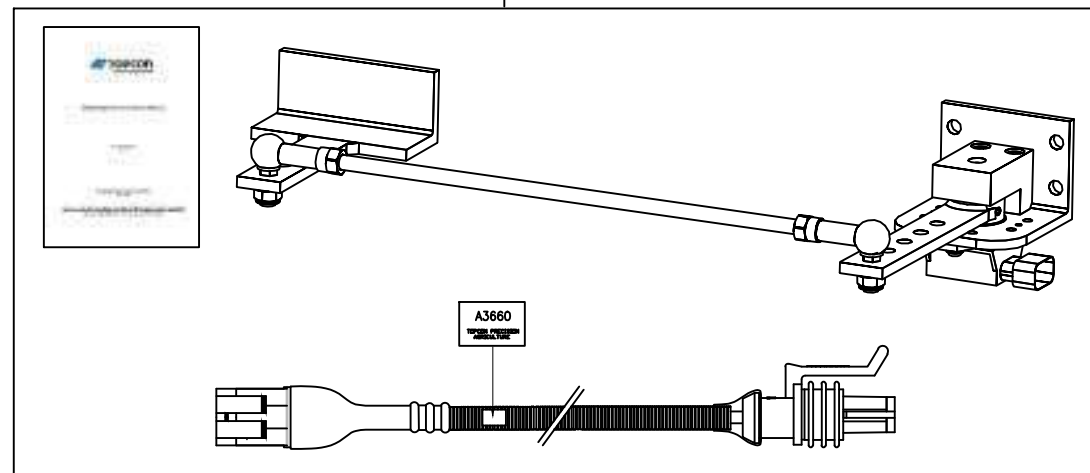
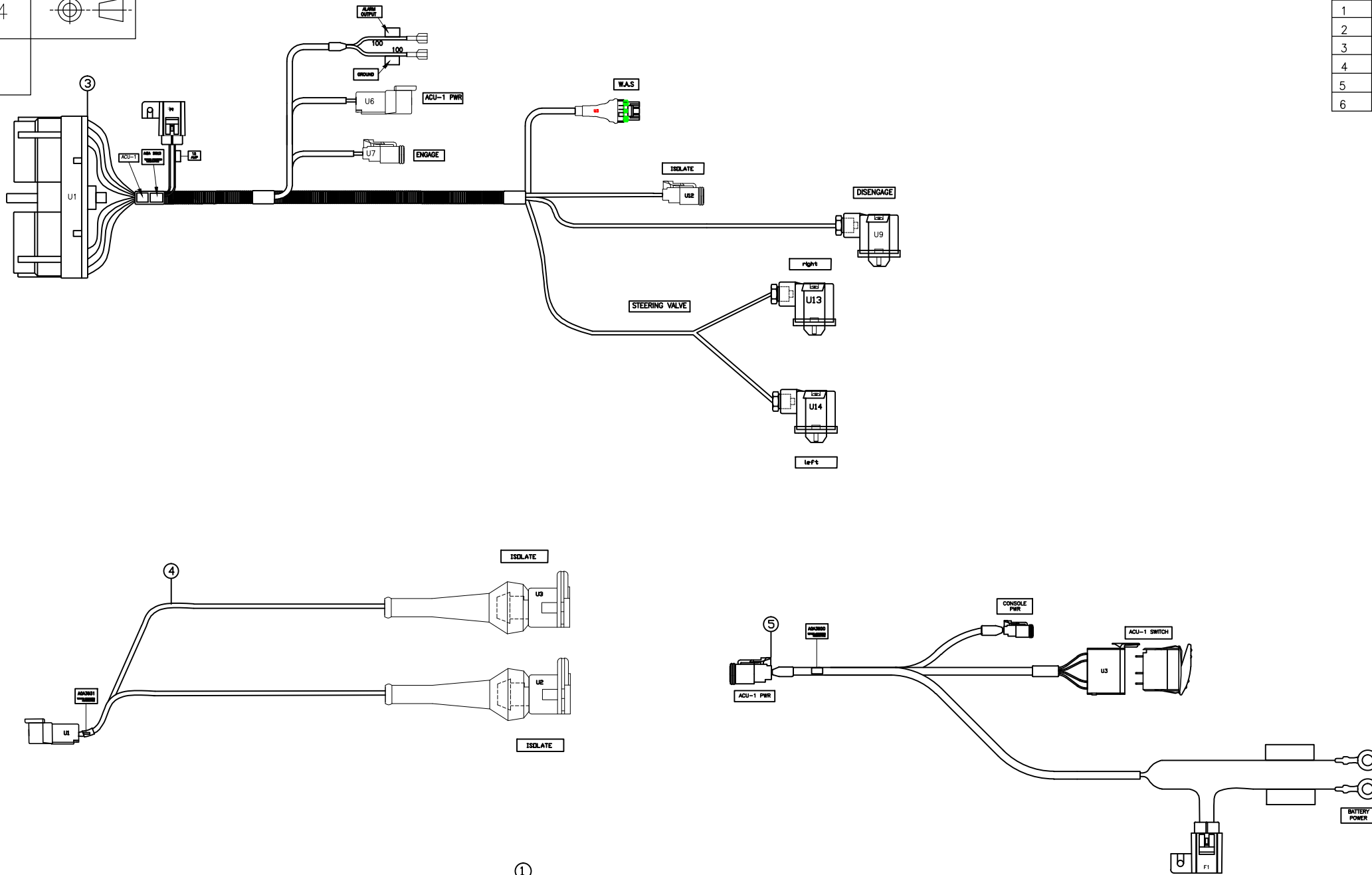
COPYRIGHT: THIS DRAWING IS THE PROPERTY OF TOPCON PRECISION AGRICULTURE. IT MAY NOT BE REPRODUCED IN WHOLE OR IN PART WITHOUT THEIR WRITTEN PERMISSION

UNLESS OTHERWISE STATED, ALL PRINTED COPIES OF THIS DOCUMENT ARE UNCONTROLLED. REFER TO DRAWING REGISTER FOR LATEST RELEASE

PART NO: AGA5134

PART OF ASSY:

ITEM	QTY	MATERIAL/DESCRIPTION	DWG. NO.	CODE
1	1	PRO STEER HYDRAULIC ACTIVATION	X	A3223
2	1	PRO STEER WAS KIT	X	A3671
3	1	SERIES 4 SYSTEM 150 HARNESS	X	AGA3813
4	1	SYSTEM 150 SERIES 4 ISOLATION	X	AGA3831
5	1	HRNS_SYS 150 ACU-1 CASE 7x10	X	AGA3950
6	1	BRACKET, WAS GENERIC MOUNTING	X	AGM383



REV	DATE	ECO NO.	DESCRIPTION OF CHANGE	DRWN	APPR'D	MATERIAL	MACHINING TOLERANCES
1.0	19/10/12	983	ORIGINAL RELEASE	KL			X, +/-1 X.X +/-0.2 X.XX AS STATED ANGULAR ±0.25°
							HARNESS TOLERANCES 0-300 +5/-3 300-1000 +10/-5 1000-3000 +20/-10 3000-5000 +40/-20 STRIP LENGTHS +0.5/-0

DRAWN: KL	DATE: 19/10/12	PART OF ASSY:
CHECKED:	DATE:	MACHINE FINISH: 3.2
ENG APPROVAL:	DATE:	DO NOT SCALE UNLESS OTHERWISE STATED ALL DIMENSIONS ARE IN MILLIMETRES
		14 PARK WAY MAWSON LAKES SOUTH AUSTRALIA 5095 PH: +61(0)882033300 FAX: +611300307205 EMAIL: info@topcon.com www.topcon.com

PART NO: AGA5134	PROJECT:	SHEET SIZE: A3
TITLE: KIT, AFTER MARKET HYDRAULICS		SCALE: N/A
DRAWING NO: 00XXXX	SECURITY CLASS: CONFIDENTIAL	SHEET: 1 OF 1
DRAWING STANDARD: AS1100		REV: 1.0.0

COPYRIGHT: THIS DRAWING IS THE PROPERTY OF TOPCON PRECISION AGRICULTURE. IT MAY NOT BE REPRODUCED IN WHOLE OR IN PART WITHOUT THEIR WRITTEN PERMISSION.

UNLESS OTHERWISE STATED, ALL PRINTED COPIES OF THIS DOCUMENT ARE UNCONTROLLED. REFER TO DRAWING REGISTER FOR LATEST RELEASE.



# *System 150*

## *Receiver Mounting Bracket Kits*



### **Contents**

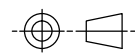
- AGA3644
- AGA3788
- AGA4199
- AGA4609
- A3645
- A3734
- AGA4457
- AGA5194
- AGA4385




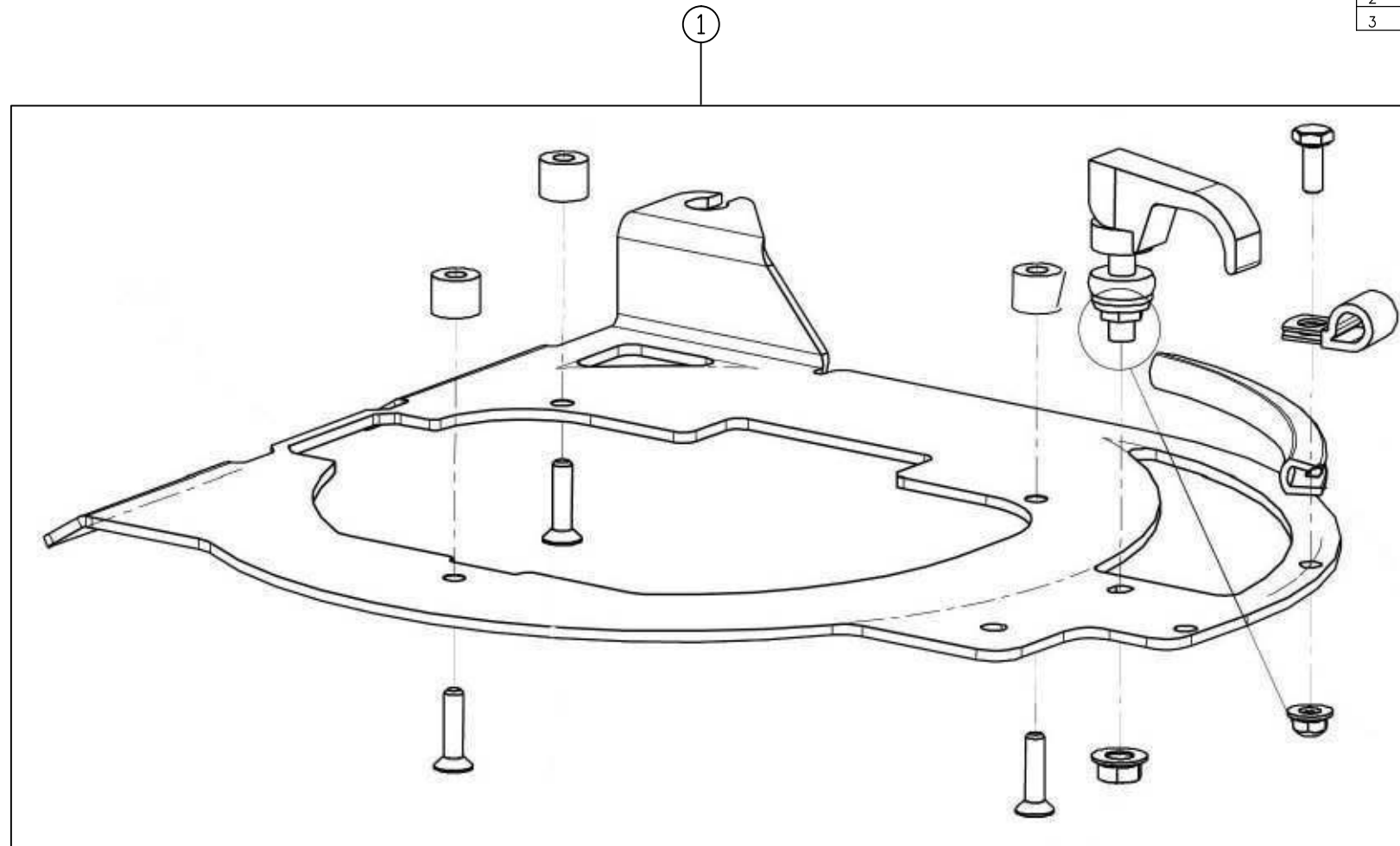


PART NO: AGA3788

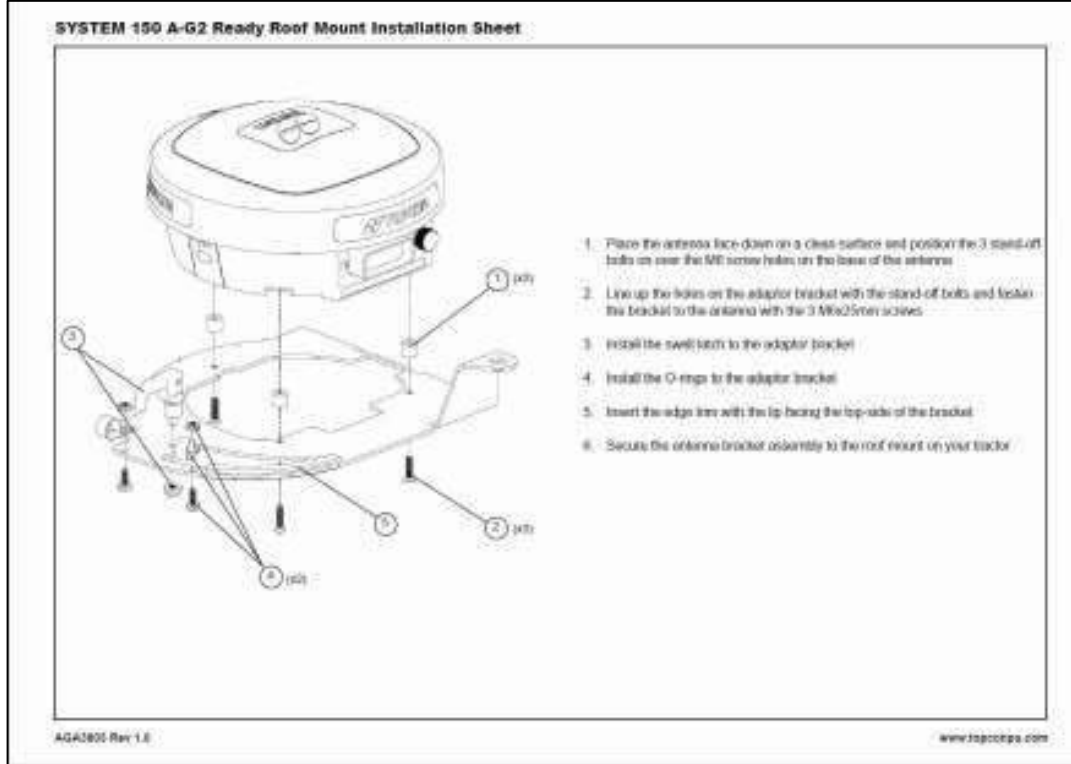
PART OF ASSY:



ITEM	QTY	MATERIAL/DESCRIPTION	DWG. NO.	CODE
1	1	55-72570218 AG2 RECEIVER BKT	X	A3789
2	1	WARRANTY CARD, AG UNIVERSAL	X	AGW289
3	1	AG2 READY ROOF MNT BKT INSTALL	X	A3803



2



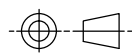
3

REV	DATE	ECO NO.	DESCRIPTION OF CHANGE	DRWN	APPR'D	MATERIAL	MACHINING TOLERANCES	DRAWN	DATE	PART OF ASSY:	PART NO:	PROJECT:	SHEET SIZE
1.0	18/06/12	-	ORIGINAL RELEASE	KL			X, +/-1 X.X +/-0.2 X.XX AS STATED ANGULAR ±0.25°	KL	18/06/12		AGA3788		A3
							HARNES TOLERANCES 0-300 +5/-3 300-1000 +10/-5 1000-3000 +20/-10 3000-5000 +40/-20 STRIP LENGTHS +0.5/-0				AG2 READY AGI-3/AGCO ROOF MNT		N/A
													SHEET 1 OF 1
													REV 1.0

COPYRIGHT: THIS DRAWING IS THE PROPERTY OF TOPCON PRECISION AGRICULTURE. IT MAY NOT BE REPRODUCED IN WHOLE OR IN PART WITHOUT THEIR WRITTEN PERMISSION


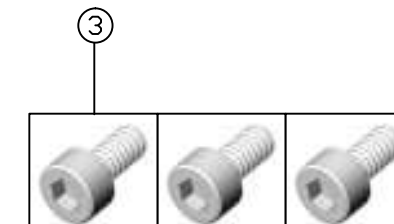
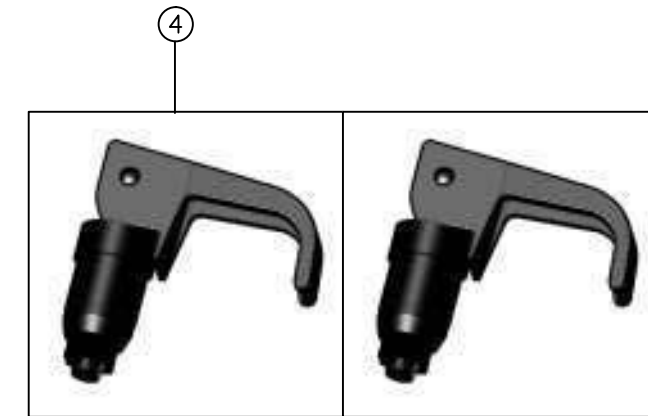
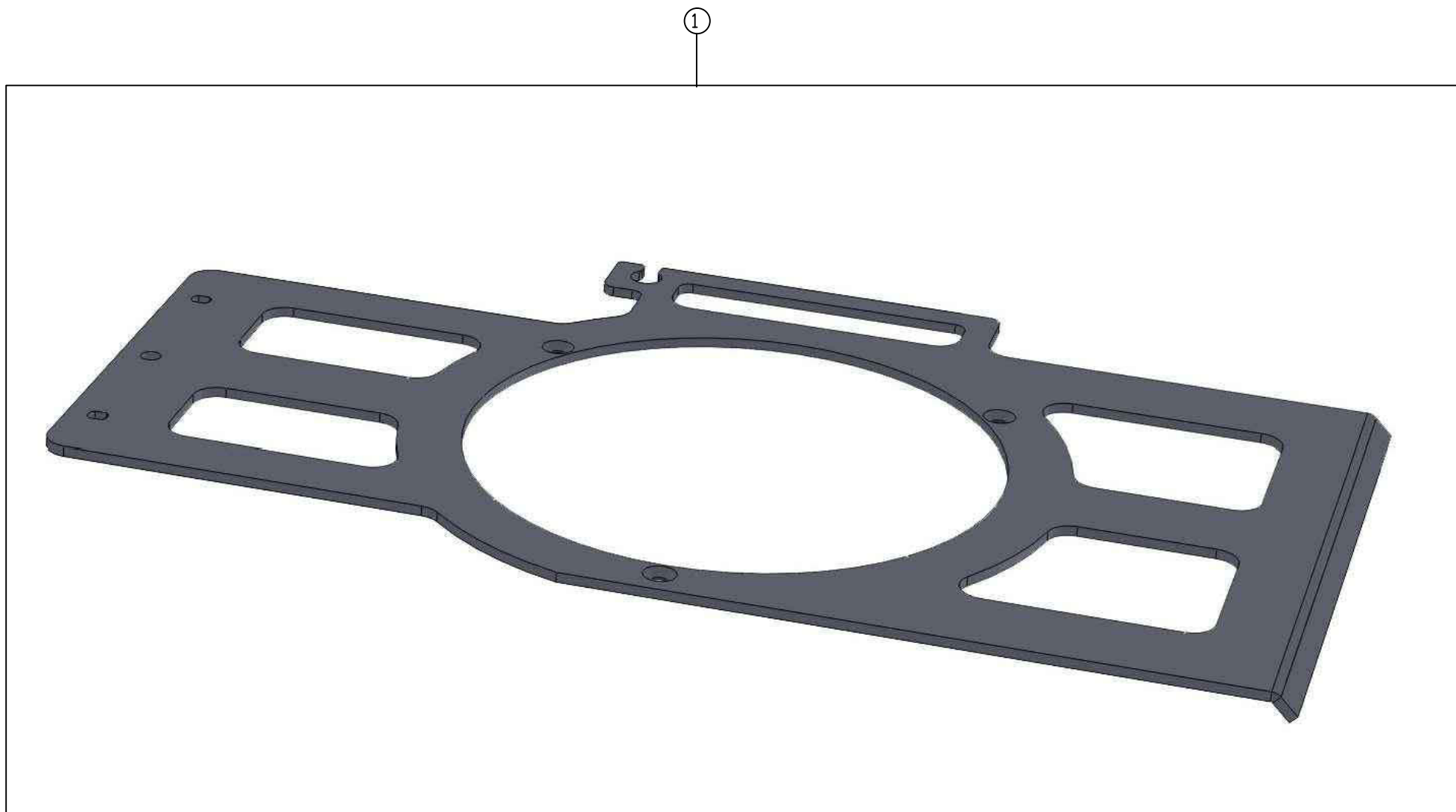
UNLESS OTHERWISE STATED, ALL PRINTED COPIES OF THIS DOCUMENT ARE UNCONTROLLED. REFER TO DRAWING REGISTER FOR LATEST RELEASE

PART NO: AGA4199



PART OF ASSY:

ITEM	QTY	MATERIAL/DESCRIPTION	DWG. NO.	CODE
1	1	BRACKET, MOUNT, AGI-3 FENDT 700	X	AGB1225
2	1	BOLT, STAND OFF AGI-3 TO BRACKET	X	F422
3	1	SCREW, M6x12 CSK SS	X	F431
4	1	SWELL LATCH ASSEMBLY	X	F425



REV	DATE	ECO NO.	DESCRIPTION OF CHANGE	DRWN	APPR'D	MATERIAL	MACHINING TOLERANCES	DRAWN	DATE	PART OF ASSY:	PART NO:	PROJECT:	SHEET SIZE
1.0	20/07/12	555	ORIGINAL RELEASE	KL			X, +/-1 X.X +/-0.2 X.XX AS STATED ANGULAR ±0.25°	KL	20/07/12		AGA4199		A3
							HARNES TOLERANCES 0-300 +5/-3 300-1000 +10/-5 1000-3000 +20/-10 3000-5000 +40/-20 STRIP LENGTHS +0.5/-0	CHECKED	DATE	MACHINE FINISH 3.2 ALL ROUND UNLESS OTHERWISE STATED	ASSEMBLY, MOUNT BRACKET AGI-3 FENDT		N/A
								ENG APPROVAL	DATE	DO NOT SCALE UNLESS OTHERWISE STATED ALL DIMENSIONS ARE IN MILLIMETRES			SHEET 1 OF 1
											DRAWING NO: 00XXXX	SECURITY CLASS CONFIDENTIAL	DRAWING STANDARD AS1100
													REV 1.0

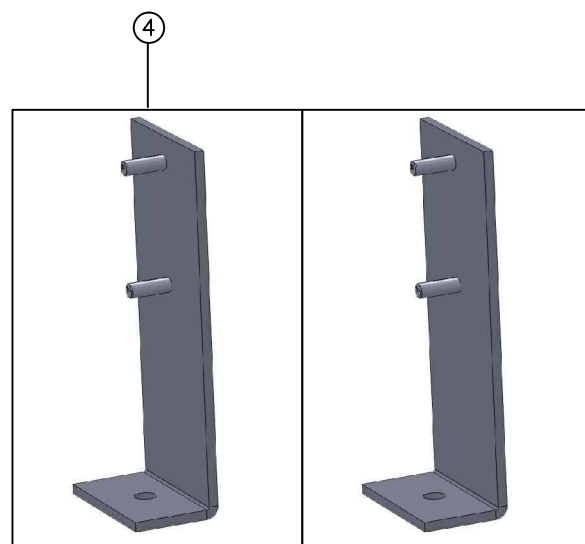
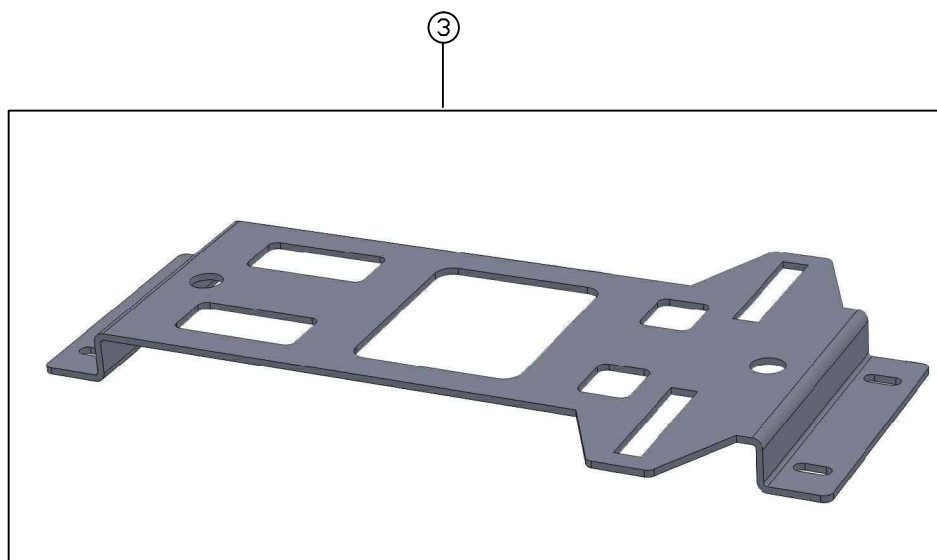
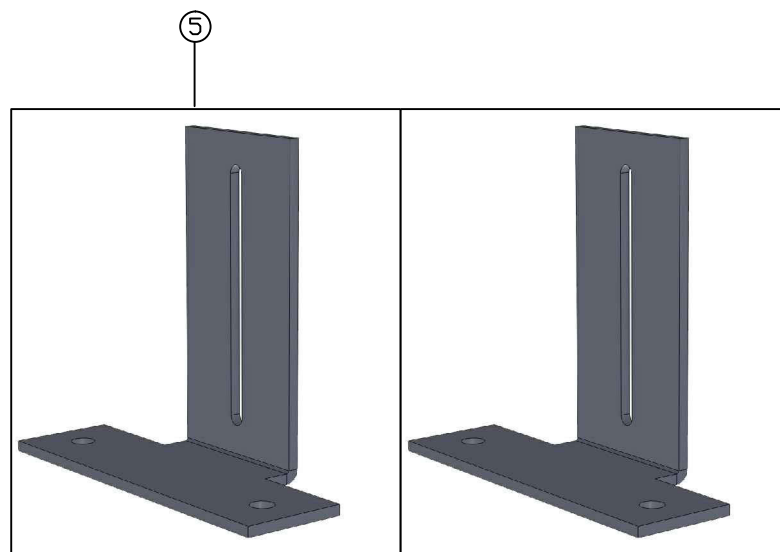
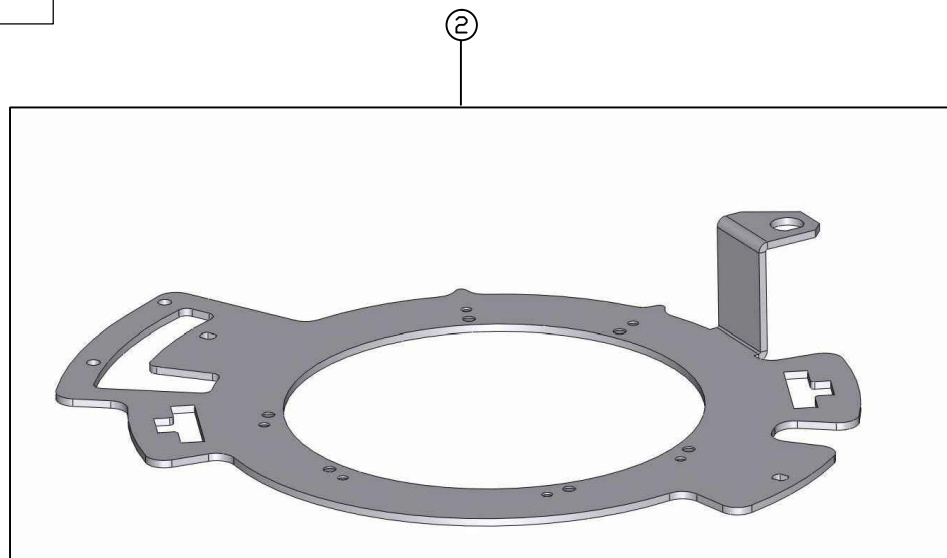
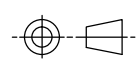
**TOPCON**  
Precision Agriculture  
14 PARK WAY  
MAWSON LAKES  
SOUTH AUSTRALIA  
5095  
PH: +61(0)882033300  
FAX: +611300307205  
EMAIL: info@topcon.com  
www.topcon.com

COPYRIGHT: THIS DRAWING IS THE PROPERTY OF TOPCON PRECISION AGRICULTURE. IT MAY NOT BE REPRODUCED IN WHOLE OR IN PART WITHOUT THEIR WRITTEN PERMISSION

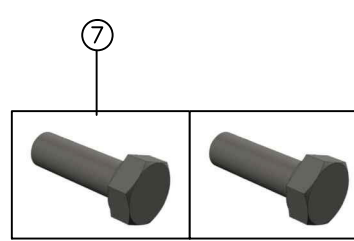

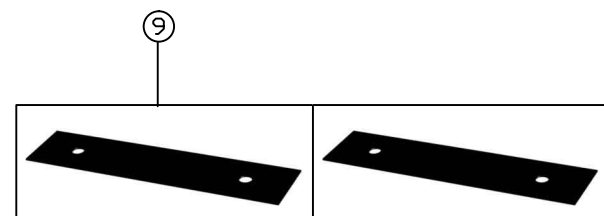
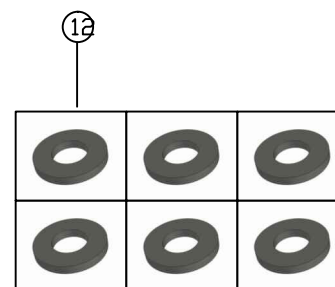
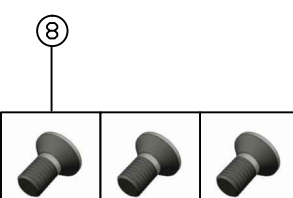

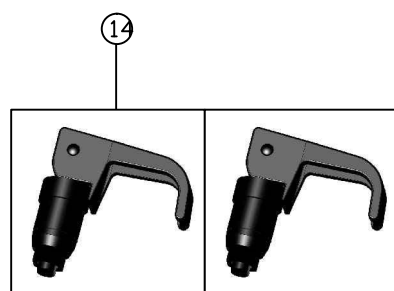
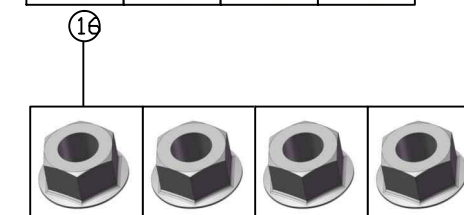

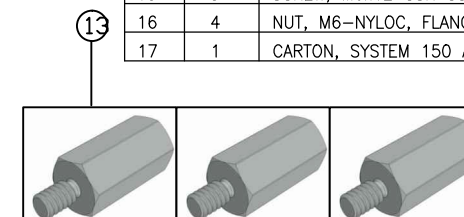
UNLESS OTHERWISE STATED, ALL PRINTED COPIES OF THIS DOCUMENT ARE UNCONTROLLED. REFER TO DRAWING REGISTER FOR LATEST RELEASE

PART NO: AGA4609

PART OF ASSY:



ITEM	QTY	MATERIAL/DESCRIPTION	DWG. NO.	CODE
1	1	INSTALLATION GUIDE	X	AGA4661
2	1	BRACKET, AGI-3/AGI-4 UNIVERSAL	X	AGB1248
3	1	CROSS MEMBER, WINDROWER	X	AFB1250
4	2	SIDE MOUNT LOWER, WINDROWER	X	AGB1252
5	2	SIDE MOUNT UPPER	X	AGB1253
6	4	BOLT M8x20 HEX HD ZP	X	AGF538
7	2	BOLT 5/16-18 UNCx1"	X	AGF539
8	3	SCREW M5x12 SHC/SNK SS	X	AGF541
9	2	GASKET, AGI-3 ROOF MOUNT	X	AGM403
10	4	FIXING HOLE MARKING PLUG	X	AGM404
11	1	ALLEN KEY - 4MM	X	AGU330
12	6	WASHER, M8, FLAT, Z/P	X	F083
13	3	BOLT, STAND OFF AGI-3 TO BRACKET	X	F422
14	2	SWELL LATCH ASSEMBLY	X	F425
15	3	SCREW, M6x12 CSK SS	X	F431
16	4	NUT, M6-NYLOC, FLANGED	X	F466
17	1	CARTON, SYSTEM 150 AGI-3	X	Z270



**TOPCON**  
Precision Agriculture

**Roof bracket installation guide for AGCO wide-cab windrowers**

**Kit AGA4609:** Applies to the following windrowers: Massey Ferguson 9435/9635 wide cab models only.

**WARNING:** This document does not replace any instructions provided by the vehicle manufacturer. Removal of the cab roof should only be undertaken by properly skilled personnel using appropriate safe working practices.

This document provides a guide for the installation of the AGA4609 roof mounting bracket assembly for the AGI-3 on Massey Ferguson wide cab windrowers.

No	Picture	Procedure
1		Remove the fasteners holding the cab roof top in place. Remove the 8 bolts around the tip of the roof as detailed below. <i>Work safely.</i>
		Remove the 4 side bolts (2 on each side of the roof).
		Remove the 2 bolts on the rear of the roof.
		Remove the 2 bolts under the front tip of the roof.

AGA4661 Rev 1.0 Page 1 of 5

COPYRIGHT: THIS DRAWING IS THE PROPERTY OF TOPCON PRECISION AGRICULTURE. IT MAY NOT BE REPRODUCED IN WHOLE OR IN PART WITHOUT THEIR WRITTEN PERMISSION.

UNLESS OTHERWISE STATED, ALL PRINTED COPIES OF THIS DOCUMENT ARE UNCONTROLLED. REFER TO DRAWING REGISTER FOR LATEST RELEASE.

REV	DATE	ECO NO.	DESCRIPTION OF CHANGE	DRWN	APPR'D	MATERIAL	MACHINING TOLERANCES	DRAWN	DATE	PART OF ASSY:	PART NO:	PROJECT:	SHEET SIZE
1.0	19/9/12	688	ORIGINAL RELEASE	KL			X, +/-1 X.X +/-0.2 X.XX AS STATED ANGULAR ±0.25°	KL	19/09/12		AGA4609		A3
							HARNES TOLERANCES 0-300 +5/-3 300-1000 +10/-5 1000-3000 +20/-10 3000-5000 +40/-20 STRIP LENGTHS +0.5/-0						N/A
													SHEET 1 OF 1
													REV 1.0

MACHINE FINISH ALL ROUND UNLESS OTHERWISE STATED	DO NOT SCALE UNLESS OTHERWISE STATED ALL DIMENSIONS ARE IN MILLIMETRES
14 PARK WAY MAWSON LAKES SOUTH AUSTRALIA 5095	PH:+61(0)882033300 FAX: +611300307205 EMAIL:info@topcon.com www.topcon.com

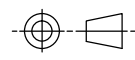
  

TITLE:	MF WINDROWER ROOF BRACKET ASSEMBLY
DRAWING NO:	00XXXX
SECURITY CLASS	CONFIDENTIAL
DRAWING STANDARD	AS1100


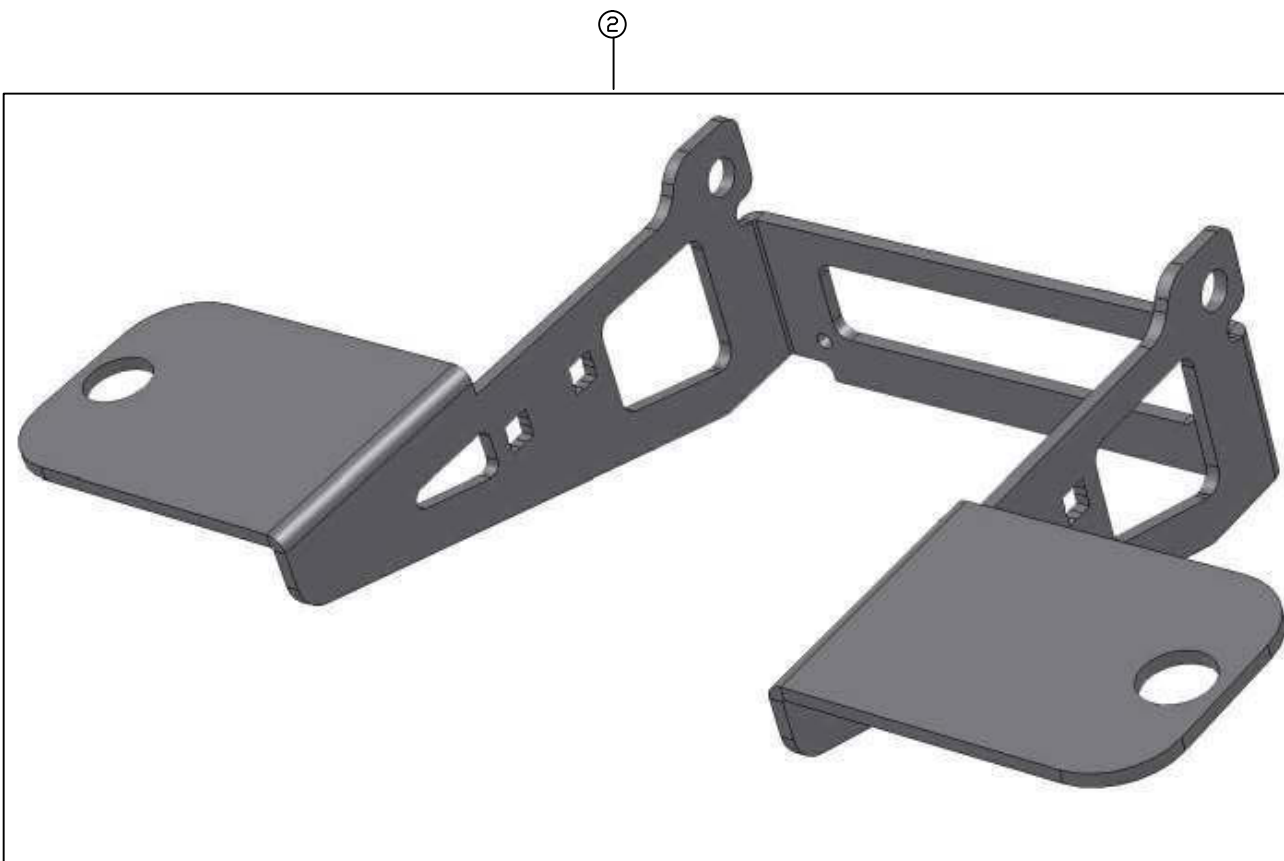
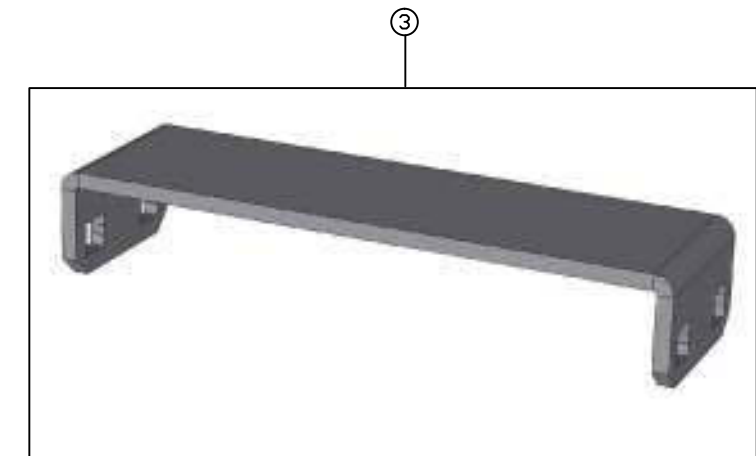
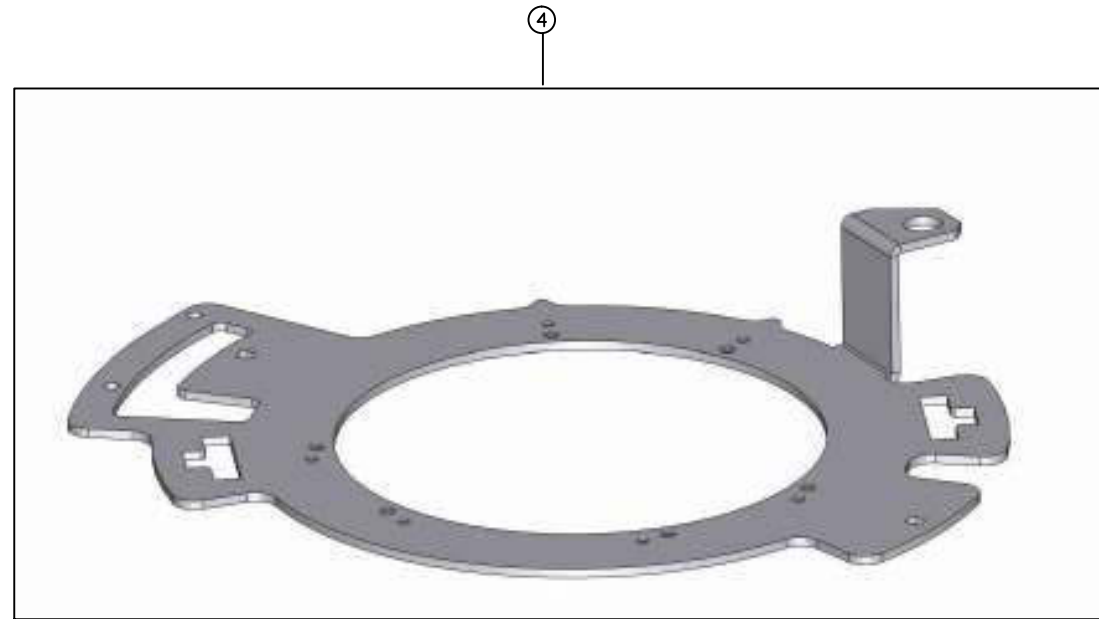
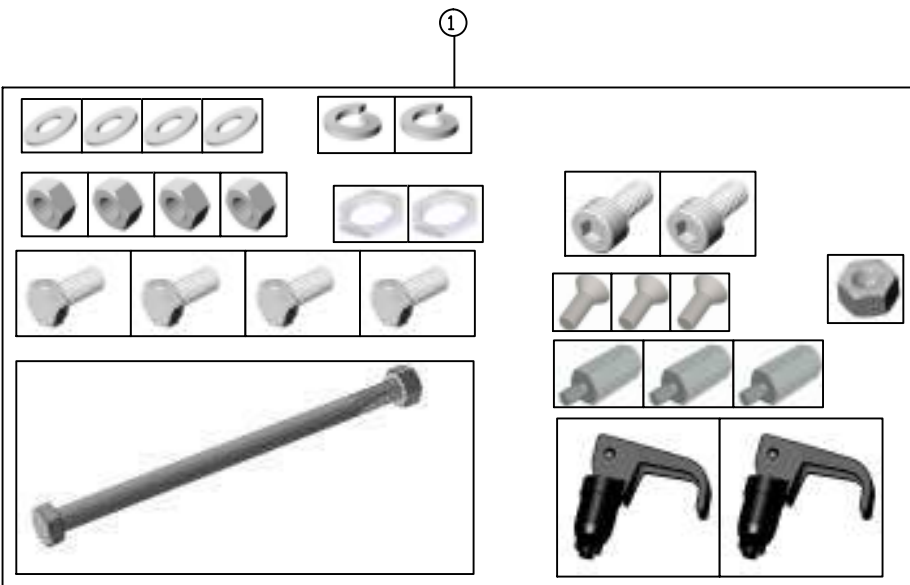


PART NO: A3645

PART OF ASSY:



ITEM	QTY	MATERIAL/DESCRIPTION	DWG. NO.	CODE
1	1	KIT, FASTENER, JOHN DEER MOUNT	X	A3725
2	1	AGI-3 ADAPTOR BRACKET SUIT JD	X	B147
3	1	AGI-3 CROSS BRACE SUIT JD	X	B148
4	1	BRACKET, AGI-3/AGI-4 UNIVERSAL	X	AGB1248
5	1	WARRANTY CARD, AG UNIVERSAL	X	AGW289
6	1	CARTON, SYSTEM 150-AGI-3 JD	X	Z271
7	1	INSERT, SYSTEM 150 AGI-3 JD	X	Z271i
8	1	MANUAL, SYSTEM 150 AGI-3 JD MOUNT	X	A3711



**SYSTEM 150 AGI-3 JD Mount Installation Sheet**

AGI15 Rev 1.4

www.topcon.com

REV	DATE	ECO NO.	DESCRIPTION OF CHANGE	DRWN	APPR'D	MATERIAL	MACHINING TOLERANCES	DRAWN	DATE	PART OF ASSY:	PART NO:	PROJECT:	SHEET SIZE
1.0	27/08/12	634	ORIGINAL RELEASE	KL			X, X.X +/-0.2 X.XX AS STATED ANGULAR ±0.25°	KL	27/08/12		A3645		A3
							HARNESSTOLERANCES 0-300 +5/-3 300-1000 +10/-5 1000-3000 +20/-10 3000-5000 +40/-20 STRIP LENGTHS +0.5/-0						SCALE N/A
													SHEET 1 OF 1
													REV 1.0

**TOPCON**  
Precision Agriculture  
14 PARK WAY  
MAWSON LAKES  
SOUTH AUSTRALIA  
5095  
PH: +61(0)882033300  
FAX: +611300307205  
EMAIL: info@topcon.com  
www.topcon.com

TITLE: KIT, SYSTEM 150 AGI-3 JD MOUNT  
DRAWING NO: 00XXXX SECURITY CLASS CONFIDENTIAL DRAWING STANDARD AS1100

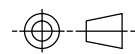
COPYRIGHT: THIS DRAWING IS THE PROPERTY OF TOPCON PRECISION AGRICULTURE. IT MAY NOT BE REPRODUCED IN WHOLE OR IN PART WITHOUT THEIR WRITTEN PERMISSION.

UNLESS OTHERWISE STATED, ALL PRINTED COPIES OF THIS DOCUMENT ARE UNCONTROLLED. REFER TO DRAWING REGISTER FOR LATEST RELEASE.



PART NO: A3734

PART OF ASSY:



ITEM	QTY	MATERIAL/DESCRIPTION	DWG. NO.	CODE
1	1	FASTENER KIT-CASE MOUNT	X	A3735
2	1	SYSTEM 150/AGI-3 GENERIC RING	X	A3736
3	1	BRACKET, AGI-3 UNIVERSAL	X	AGB1248

**SYSTEM 150 AGI-3 Round Mount Installation Sheet**

**TOPCON**  
Precision Agriculture

**Contents of A3734 AGI-3 Case Mount Assembly kit**

ITEM	QTY	DESCRIPTION	NOTE
1	1	FASTENER KIT	
2	1	SYSTEM 150/AGI-3 GENERIC RING	
3	1	BRACKET, AGI-3 UNIVERSAL	

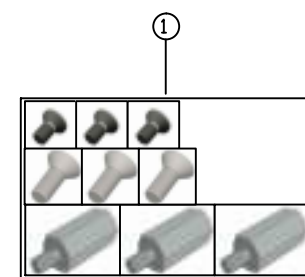
**Contents of A3735 fastener kit**

ITEM	QTY	DESCRIPTION	NOTE
1	1	WASHER	
2	1	LOCKWASHER	
3	1	SCREW	

**Torque settings**

ITEM	POSITION	TORQUE (N.M)	IN LBS
1	WASHER	2	1.5
2	LOCKWASHER	2	1.5
3	SCREW	4	3

A3734 Rev 1.0 www.topcon.com



3



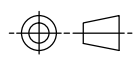
REV	DATE	ECO NO.	DESCRIPTION OF CHANGE	DRWN	APPR'D	MATERIAL	MACHINING TOLERANCES	DRAWN	DATE	PART OF ASSY:	PART NO:	PROJECT:	SHEET SIZE	
1.0	18/07/12		ORIGINAL RELEASE	KL			X, +/-1 X.X +/-0.2 X.XX AS STATED ANGULAR ±0.25°	KL	18/07/12		A3734		A3	
						FINISH	HARNESSTOLERANCES 0-300 +5/-3 300-1000 +10/-5 1000-3000 +20/-10 3000-5000 +40/-20 STRIP LENGTHS +0.5/-0	CHECKED	DATE	MACHINE FINISH 3.2 ALL ROUND UNLESS OTHERWISE STATED	AGI-3 CASE MOUNT ASSEMBLY		N/A	
								ENG APPROVAL	DATE	DO NOT SCALE UNLESS OTHERWISE STATED ALL DIMENSIONS ARE IN MILLIMETRES			SHEET 1 OF 1	
								14 PARK WAY MAWSON LAKES SOUTH AUSTRALIA 5095		PH:+61(0)882033300 FAX: +611300307205 EMAIL:info@topcon.com www.topcon.com	DRAWING NO: 002870	SECURITY CLASS CONFIDENTIAL	DRAWING STANDARD AS1100	REV 1.0

COPYRIGHT: THIS DRAWING IS THE PROPERTY OF TOPCON PRECISION AGRICULTURE. IT MAY NOT BE REPRODUCED IN WHOLE OR IN PART WITHOUT THEIR WRITTEN PERMISSION

UNLESS OTHERWISE STATED, ALL PRINTED COPIES OF THIS DOCUMENT ARE UNCONTROLLED. REFER TO DRAWING REGISTER FOR LATEST RELEASE

PART NO: AGA4457

PART OF ASSY:




2



ITEM	QTY	MATERIAL/DESCRIPTION	DWG. NO.	CODE
1	1	BRACKET, AGI-3 ROOF FENDT 700/800	X	AGB1245
2	1	BRACKET AGI-3/AGI-4 UNIVERSAL	X	AGB1248
3	3	SCREW, M5x12 SHC SNK SS	X	AGF541
4	1	ALLEN KEY 3MM	X	AGU329
5	1	ALLEN KEY 4MM	X	AGU330
6	1	BOX, CARDBOARD 39.5x8x96.5	X	AGZ309
7	3	BOX INSERT 35x7.5x60.6	X	AGZ310
8	2	BOLT, STAND OFF AGI-3 TO BRACKET	X	F422
9	3	SWELL LATCH ASSEMBLY	X	F425
10	1	SCREW M6x12 CSK SS	X	F431

1



10



3



9



8

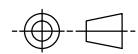


REV	DATE	ECO NO.	DESCRIPTION OF CHANGE	DRWN	APPR'D	MATERIAL	MACHINING TOLERANCES	DRAWN	DATE	PART OF ASSY:	PART NO:	PROJECT:	SHEET SIZE
1.0	19/09/12	634	ORIGINAL RELEASE	KL			X, +/-1 X.X +/-0.2 X.XX AS STATED ANGULAR ±0.25°	KL	19/09/12	PART OF ASSY:	AGA4457		A3
							HARNES TOLERANCES 0-300 +5/-3 300-1000 +10/-5 1000-3000 +20/-10 3000-5000 +40/-20 STRIP LENGTHS +0.5/-0			MACHINE FINISH 3.2 ALL ROUND UNLESS OTHERWISE STATED	DO NOT SCALE UNLESS OTHERWISE STATED ALL DIMENSIONS ARE IN MILLIMETRES		N/A
											TITLE: KIT, AGI_3 ROOF MOUNT FENDT 700/800		SHEET 1.0
											DRAWING NO: 00XXXX	SECURITY CLASS CONFIDENTIAL	REV A
											DRAWING STANDARD AS1100		

COPYRIGHT: THIS DRAWING IS THE PROPERTY OF TOPCON PRECISION AGRICULTURE. IT MAY NOT BE REPRODUCED IN WHOLE OR IN PART WITHOUT THEIR WRITTEN PERMISSION

UNLESS OTHERWISE STATED, ALL PRINTED COPIES OF THIS DOCUMENT ARE UNCONTROLLED. REFER TO DRAWING REGISTER FOR LATEST RELEASE



PART NO: AGA5194



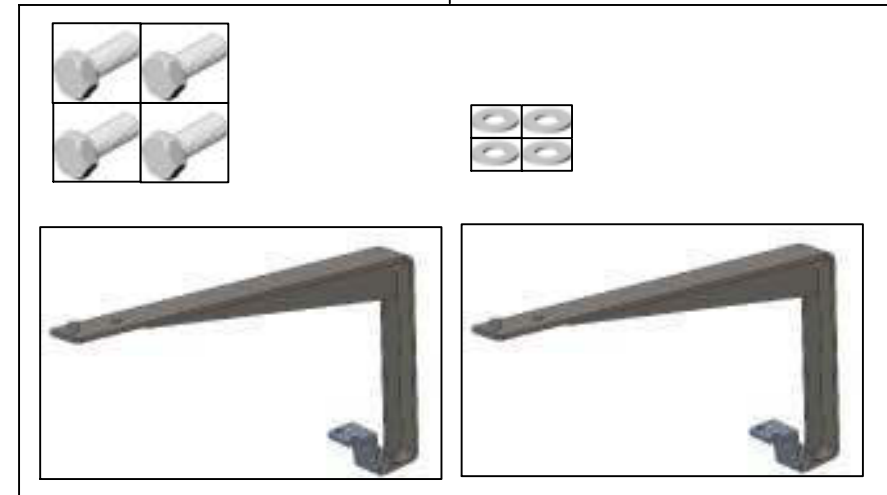
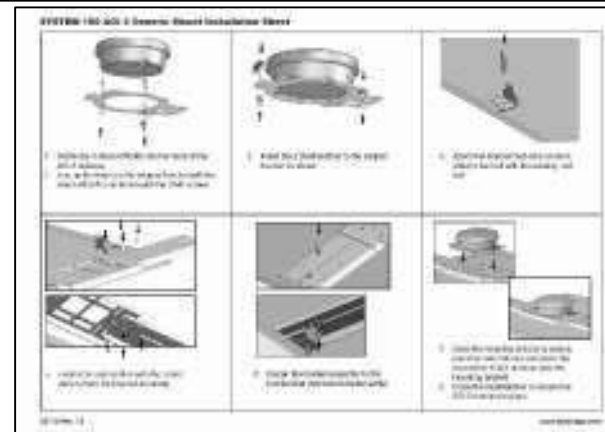

PART OF ASSY:

ITEM	QTY	MATERIAL/DESCRIPTION	DWG. NO.	CODE
1	1	SYSTEM 150 AGI-3 GENERIC MOUNT	X	AGA3644
2	1	KIT, AGI-3 ROOF MOUNT FENDT 900	X	AGA4398
3	1	BOX CARDBOARD, OUTER MULTI PURPOSE	X	AGZ317

①



②



REV	DATE	ECO NO.	DESCRIPTION OF CHANGE	DRWN	APPR'D	MATERIAL	MACHINING TOLERANCES	DRAWN	DATE	PART OF ASSY:	PART NO:	PROJECT:	SHEET SIZE	
1.0	2/05/13	1015	ORIGINAL RELEASE	KL			X X.X +/-1 X.XX +/-0.2 X.XX AS STATED ANGULAR ±0.25°	KL	2/05/13		AGA5194		A3	
						FINISH	HARNES TOLERANCES 0-300 +5/-3 300-1000 +10/-5 1000-3000 +20/-10 3000-5000 +40/-20 STRIP LENGTHS +0.5/-0	CHECKED	DATE	MACHINE FINISH 3.2 ALL ROUND UNLESS OTHERWISE STATED	KIT, FENDT 900 BRACKET		SCALE N/A	
								ENG APPROVAL	DATE	DO NOT SCALE UNLESS OTHERWISE STATED ALL DIMENSIONS ARE IN MILLIMETRES	DRAWING NO: 00XXXX	SECURITY CLASS CONFIDENTIAL	DRAWING STANDARD AS1100	SHEET 1 OF 1
								14 PARK WAY MAWSON LAKES SOUTH AUSTRALIA 5095		PH:+61(0)882033300 FAX: +611300307205 EMAIL:info@topcon.com www.topcon.com			REV 1.0	

COPYRIGHT: THIS DRAWING IS THE PROPERTY OF TOPCON PRECISION AGRICULTURE. IT MAY NOT BE REPRODUCED IN WHOLE OR IN PART WITHOUT THEIR WRITTEN PERMISSION

UNLESS OTHERWISE STATED, ALL PRINTED COPIES OF THIS DOCUMENT ARE UNCONTROLLED. REFER TO DRAWING REGISTER FOR LATEST RELEASE





# System 150

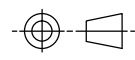
## GNSS Receivers & Options



### Contents


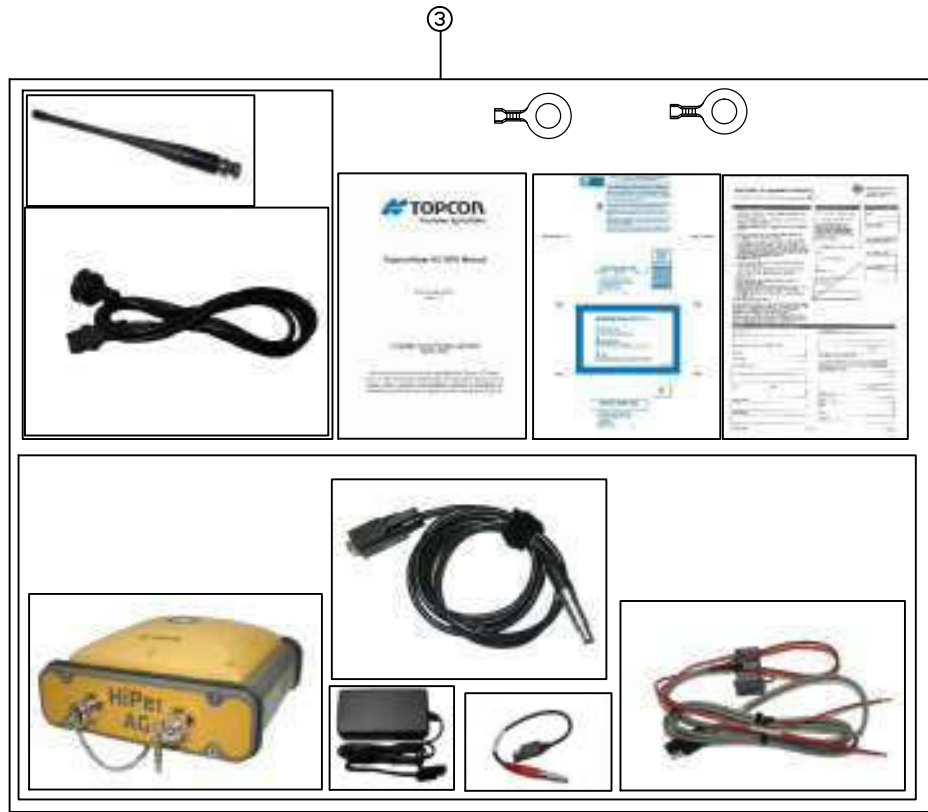
- A3503
- A3573
- 01-104701-01
- AGA4265
- AGA4266
- AGA4749
- 1002411-03
- 1002411-06
- 1002411-04
- AGA3571
- AGA4608

PART NO: A3503



PART OF ASSY:

ITEM	QTY	MATERIAL/DESCRIPTION	DWG. NO.	CODE
1	1	KIT, WHIP ANTENNA WITH BRACKET	X	A2757
2	1	TRIPOD ALUMINIUM FLAT HEAD	X	A2952
3	1	TOPCON HIPER AG RECEIVER	X	A3499
4	1	CARTON MASTER FOR A3503 KIT	X	AGZ311
5	1	RTK BASE ANTENNA BRACKET	X	B122



REV	DATE	ECO NO.	DESCRIPTION OF CHANGE	DRWN	APPR'D	MATERIAL	MACHINING TOLERANCES	DRAWN	DATE	PART OF ASSY:	PART NO:	PROJECT:	SHEET SIZE
1.0	27/08/12	-	ORIGINAL RELEASE	KL			X X.X +/-1 X.XX +/-0.2 X.XX AS STATED ANGULAR ±0.25°	KL	27/08/12		A3503		A3
							HARNES TOLERANCES 0-300 +5/-3 300-1000 +10/-5 1000-3000 +20/-10 3000-5000 +40/-20 STRIP LENGTHS +0.5/-0						N/A
													SHEET 1 OF 1
													REV 1.0

COPYRIGHT: THIS DRAWING IS THE PROPERTY OF TOPCON PRECISION AGRICULTURE. IT MAY NOT BE REPRODUCED IN WHOLE OR IN PART WITHOUT THEIR WRITTEN PERMISSION

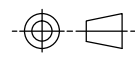
UNLESS OTHERWISE STATED, ALL PRINTED COPIES OF THIS DOCUMENT ARE UNCONTROLLED. REFER TO DRAWING REGISTER FOR LATEST RELEASE

14 PARK WAY  
 MAWSON LAKES  
 SOUTH AUSTRALIA  
 5095  
 PH: +61(0)882033300  
 FAX: +611300307205  
 EMAIL: info@topcon.com  
 www.topcon.com

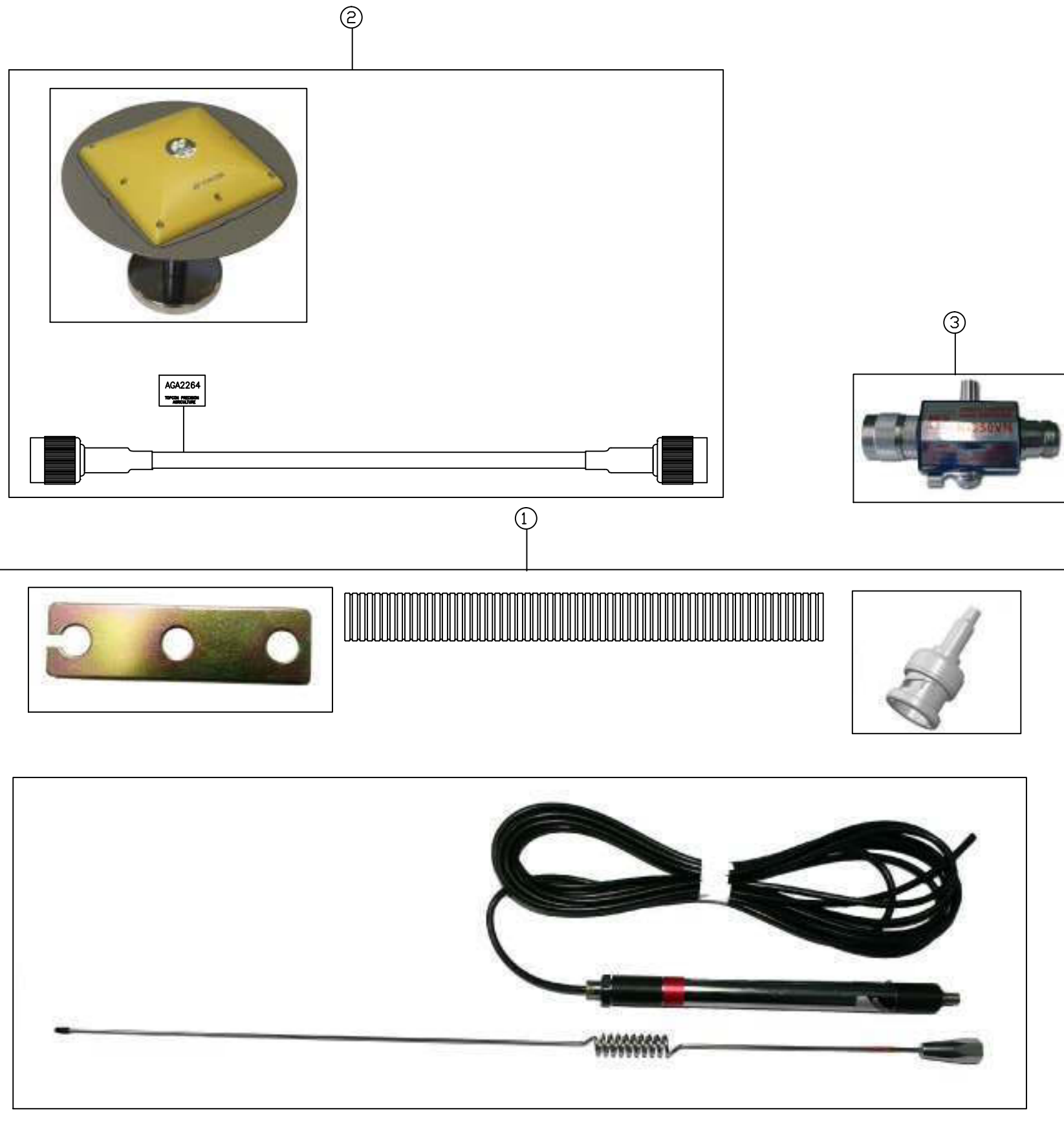
TITLE: KIT, TOPCON HIPER AG MOBILE BASE  
 DRAWING NO: 00XXXX  
 SECURITY CLASS: CONFIDENTIAL  
 DRAWING STANDARD: AS1100

PART NO: A3573

PART OF ASSY:



ITEM	QTY	MATERIAL/DESCRIPTION	DWG. NO.	CODE
1	1	KIT, WHIP ANTENNA WITH BRACKET	X	A2757
2	1	TOPCON PGA-1 ANTENNA WITH	X	A3248
3	1	LIGHTNING ARRESTER FOR EXT MNT	X	K101



REV	DATE	ECO NO.	DESCRIPTION OF CHANGE	DRWN	APPR'D	MATERIAL	MACHINING TOLERANCES	DRAWN	DATE	PART OF ASSY:	PART NO:	PROJECT:	SHEET SIZE
1.0	28/08/12	-	ORIGINAL RELEASE	KL			X X.X +/-0.2 X.XX AS STATED ANGULAR ±0.25°	KL	28/08/12		A3573		A3
						FINISH	HARNES TOLERANCES 0-300 +5/-3 300-1000 +10/-5 1000-3000 +20/-10 3000-5000 +40/-20 STRIP LENGTHES +0.5/-0						

CHECKED	DATE	MACHINE FINISH	DO NOT SCALE UNLESS OTHERWISE STATED ALL DIMENSIONS ARE IN MILLIMETRES
ENG APPROVAL	DATE	ALL ROUND UNLESS OTHERWISE STATED	

<b>TOPCON</b> Precision Agriculture	14 PARK WAY MAWSON LAKES SOUTH AUSTRALIA 5095	PH:+61(0)882033300 FAX: +611300307205 EMAIL:info@topcon.com www.topcon.com
--	--	---

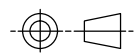
  

DRAWING NO: 00XXXX	SECURITY CLASS CONFIDENTIAL	DRAWING STANDARD AS1100	REV 1.0
--------------------	--------------------------------	----------------------------	------------

COPYRIGHT: THIS DRAWING IS THE PROPERTY OF TOPCON PRECISION AGRICULTURE. IT MAY NOT BE REPRODUCED IN WHOLE OR IN PART WITHOUT THEIR WRITTEN PERMISSION

UNLESS OTHERWISE STATED, ALL PRINTED COPIES OF THIS DOCUMENT ARE UNCONTROLLED. REFER TO DRAWING REGISTER FOR LATEST RELEASE

PART NO: 01-104701-01



ITEM	QTY	MATERIAL/DESCRIPTION	DWG. NO.	CODE
1	1	X	X	X

PART OF ASSY:



COPYRIGHT: THIS DRAWING IS THE PROPERTY OF TOPCON PRECISION AGRICULTURE. IT MAY NOT BE REPRODUCED IN WHOLE OR IN PART WITHOUT THEIR WRITTEN PERMISSION

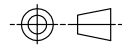
UNLESS OTHERWISE STATED, ALL PRINTED COPIES OF THIS DOCUMENT ARE UNCONTROLLED. REFER TO DRAWING REGISTER FOR LATEST RELEASE

REV	DATE	ECO NO.	DESCRIPTION OF CHANGE	DRWN	APPR'D	MATERIAL	MACHINING TOLERANCES	DRAWN	DATE	PART OF ASSY:	PART NO:	PROJECT:	SHEET SIZE
1.0	18/04/13	1110	ORIGINAL RELEASE	KL			X X.X +/-1 X.XX +/-0.2 X.XX AS STATED ANGULAR ±0.25°	KL	16/04/13		01-104701-01	2222	A3
						FINISH	HARNES TOLERANCES 0-300 +5/-3 300-1000 +10/-5 1000-3000 +20/-10 3000-5000 +40/-20 STRIP LENGTHES +0.5/-0			MACHINE FINISH 3.2 ALL ROUND UNLESS OTHERWISE STATED	DO NOT SCALE UNLESS OTHERWISE STATED ALL DIMENSIONS ARE IN MILLIMETRES		
											ASSY, AGI-4 AM NO MODULES BOXED		N/A
													SHEET 1 OF 1
											DRAWING NO: 004503	SECURITY CLASS CONFIDENTIAL	DRAWING STANDARD AS1100
													REV 1.0

14 PARK WAY  
 MAWSON LAKES  
 SOUTH AUSTRALIA  
 5095  
 PH: +61(0)882033300  
 FAX: +611300307205  
 EMAIL: info@topcon.com  
 www.topcon.com



PART NO: AGA4265




PART OF ASSY:

ITEM	QTY	MATERIAL/DESCRIPTION	DWG. NO.	CODE
1	1	RECEIVER, SGR-1 GPS		01-080401-01
2	1	WARRANTY CARD, AG UNIVERSAL		AGW289
3	1	CARTON, SGR-1 RECEIVER + FOAM		AGZ296



RECEIVER, SGR-1 GPS



COPYRIGHT: THIS DRAWING IS THE PROPERTY OF TOPCON PRECISION AGRICULTURE. IT MAY NOT BE REPRODUCED IN WHOLE OR IN PART WITHOUT THEIR WRITTEN PERMISSION.

UNLESS OTHERWISE STATED, ALL PRINTED COPIES OF THIS DOCUMENT ARE UNCONTROLLED. REFER TO DRAWING REGISTER FOR LATEST RELEASE

REV	DATE	ECO NO.	DESCRIPTION OF CHANGE	DRWN	APPR'D	MATERIAL	MACHINING TOLERANCES	DRAWN	DATE	PART OF ASSY:	PART NO:	PROJECT:	SHEET SIZE
1.0	12/8/11	595	PRODUCTION RELEASE	KL	KM		X, +/-1 X.X +/-0.2 X.XX AS STATED ANGULAR ±0.25°	KL	12/8/11		AGA4265		A3
						FINISH	HARNES TOLERANCES 0-300 +5/-3 300-1000 +10/-5 1000-3000 +20/-10 3000-5000 +40/-20 STRIP LENGTHS +0.5/-0	OM	12/8/11	MACHINE FINISH 3.2 ALL ROUND UNLESS OTHERWISE STATED	TITLE: KIT, SGR-1 RECEIVER		SCALE N/A
								ENG APPROVAL	DATE	DO NOT SCALE UNLESS OTHERWISE STATED ALL DIMENSIONS ARE IN MILLIMETRES	DRAWING NO: 003708	SECURITY CLASS CONFIDENTIAL	DRAWING STANDARD AS1100
								KM	12/8/11				REV 1.0
								14 PARK WAY MAWSON LAKES SOUTH AUSTRALIA 5095 PH: +61(0)882033300 FAX: +611300307205 EMAIL: info@topcon.com www.topcon.com					

PART NO: AGA4266



PART OF ASSY:

ITEM	QTY	MATERIAL/DESCRIPTION	DWG. NO.	CODE
1	1	KIT, SGR-1 RECEIVER	X	AGA4265
2	1	SGR-1 MOUNTING BASE	X	AGM357
3	1	GUIDE SGR-1 GX-45 MULTILINGUAL	X	AGA4560
4	1	HRNS, SGR-1 TO GX-45	X	AGA4012
5	1	SHIPPING CARTON OUTER SGR-1	X	AGZ297

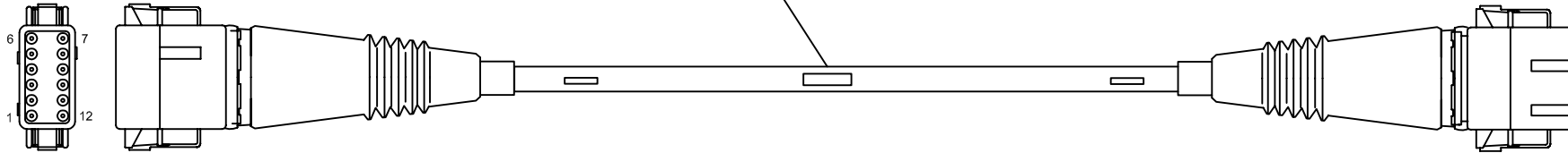
1

2

3



4



REV	DATE	ECO NO.	DESCRIPTION OF CHANGE	DRWN	APPR'D	MATERIAL	MACHINING TOLERANCES	DRAWN	DATE	PART OF ASSY:	PART NO:	PROJECT:	SHEET SIZE
1.0	19/08/11	597	PRODUCTION RELEASE	KL			X, +/-1 X.XX +/-0.2 X.XX AS STATED ANGULAR ±0.25°	KL	19/08/11		AGA4266	2161	A3
							HARNES TOLERANCES 0-200 +5/-3 300-1000 +10/-5 1000-3000 +20/-10 3000-5000 +40/-20 STRIP LENGTHS +0.5/-0				SGR-1 RECEIVER BASE (GX45)		N/A
													SHEET 1 OF 1
											003607	CONFIDENTIAL	REV 1.0

**TOPCON** Precision Agriculture  
 14 PARK WAY MAWSON LAKES SOUTH AUSTRALIA 5095  
 PH: +61(0)882033300 FAX: +611300307205  
 EMAIL: info@topcon.com www.topcon.com

DRAWING STANDARD AS1100

COPYRIGHT: THIS DRAWING IS THE PROPERTY OF TOPCON PRECISION AGRICULTURE. IT MAY NOT BE REPRODUCED IN WHOLE OR IN PART WITHOUT THEIR WRITTEN PERMISSION.

UNLESS OTHERWISE STATED, ALL PRINTED COPIES OF THIS DOCUMENT ARE UNCONTROLLED. REFER TO DRAWING REGISTER FOR LATEST RELEASE.

PART NO: AGA4749



PART OF ASSY:

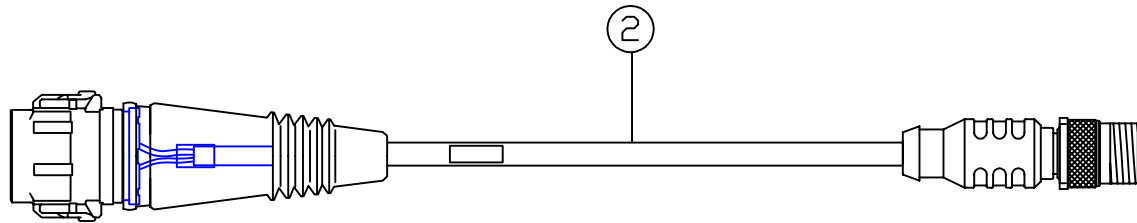
ITEM	QTY	MATERIAL/DESCRIPTION	DWG. NO.	CODE
1	1	KIT_SGR-1 RECEIVER	X	AGA4265
2	1	HRNS_SGR-1 TO X30 ADAPTOR	X	AGA4217
3	1	SGR-1 MOUNTING BASE	X	AGM357
4	1	QUICK START? _MANUAL?	X	X



1



3



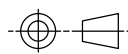
2

REV	DATE	ECO NO.	DESCRIPTION OF CHANGE	DRWN	APPR'D	MATERIAL	MACHINING TOLERANCES	DRAWN	DATE	PART OF ASSY:	PART NO:	PROJECT:	SHEET SIZE
							X, +/-0.2 X.XX AS STATED ANGULAR ±0.25°	KL	24/08/11		AGA4749	2161	A3
							HARNES TOLERANCES 0-200 +5/-3 300-1000 +10/-5 1000-3000 +20/-10 3000-5000 +40/-20 STRIP LENGTHS +0.5/-0				KIT, SGR-1 RECEIVER BASE (X30)		N/A
											003707	CONFIDENTIAL	AS1100
													1 OF 1
													REV 1.0

COPYRIGHT: THIS DRAWING IS THE PROPERTY OF TOPCON PRECISION AGRICULTURE. IT MAY NOT BE REPRODUCED IN WHOLE OR IN PART WITHOUT THEIR WRITTEN PERMISSION.

UNLESS OTHERWISE STATED, ALL PRINTED COPIES OF THIS DOCUMENT ARE UNCONTROLLED. REFER TO DRAWING REGISTER FOR LATEST RELEASE.

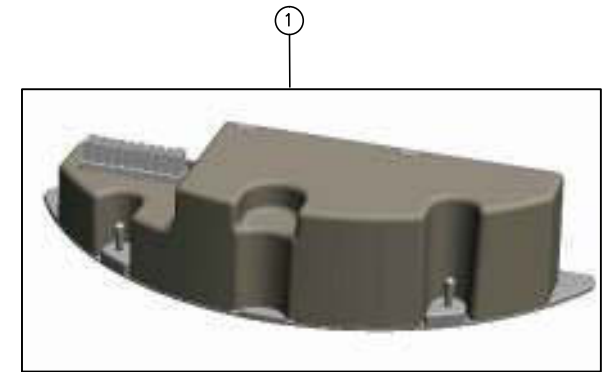
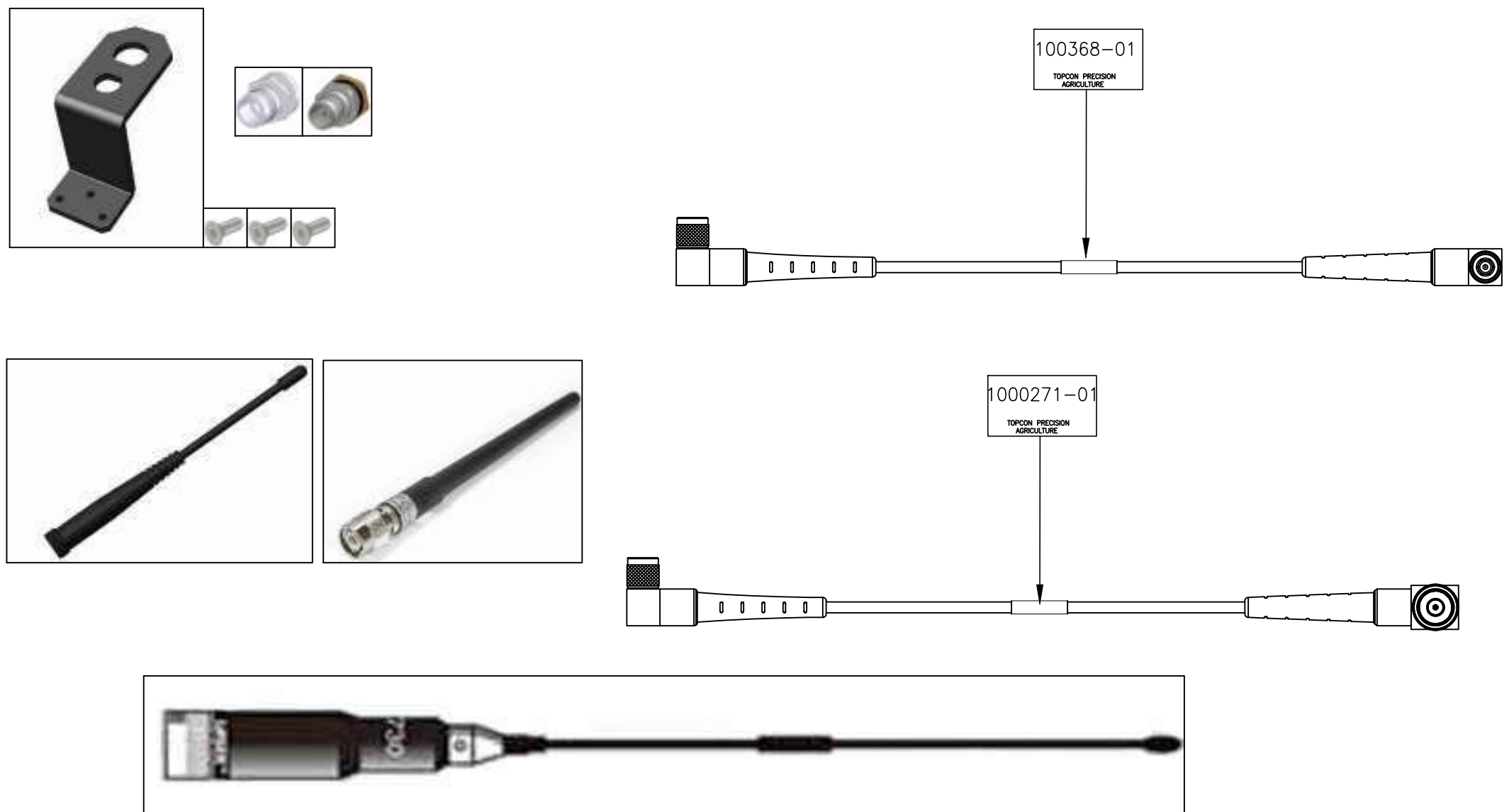
PART NO: 1002411-03



PART OF ASSY:

ITEM	QTY	MATERIAL/DESCRIPTION	DWG. NO.	CODE
1	1	ASSY, AGI-4 IMU MODULE AM	X	02-080704-03
1	1	ASSY, AGI4 MDMMOD	X	02-100715-23
1	1	KIT, ANTENNA 450-470	X	1002372-03
1	1	BOX, ANTENNA KITS SHIPPING	X	1002495-01

3



REV	DATE	ECO NO.	DESCRIPTION OF CHANGE	DRWN	APPR'D	MATERIAL	MACHINING TOLERANCES	DRAWN	DATE	PART OF ASSY:	PART NO:	PROJECT:	SHEET SIZE
1.0	1/08/13	1103	ORIGINAL RELEASE	KL			X, +/-1 X.X +/-0.2 X.XX AS STATED ANGULAR ±0.25°	KL	1/08/13		1002411-03		A3
						FINISH	HARNES TOLERANCES 0-300 +5/-3 300-1000 +10/-5 1000-3000 +20/-10 3000-5000 +40/-20 STRIP LENGTHES +0.5/-0	CHECKED	DATE	MACHINE FINISH 3.2 ALL ROUND UNLESS OTHERWISE STATED	DO NOT SCALE UNLESS OTHERWISE STATED ALL DIMENSIONS ARE IN MILLIMETRES	KIT, AGI-4 RTK DUHFII UPGD 450-470 EEU, US, AUS	SCALE N/A
								ENG APPROVAL	DATE		DRAWING NO: 004604	SECURITY CLASS CONFIDENTIAL	SHEET 1 OF 1
											DRAWING STANDARD AS1100	REV 1.0	

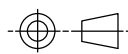
14 PARK WAY  
MAWSON LAKES  
SOUTH AUSTRALIA  
5095  
PH: +61(0)882033300  
FAX: +611300307205  
EMAIL: info@topcon.com  
www.topcon.com

COPYRIGHT: THIS DRAWING IS THE PROPERTY OF TOPCON PRECISION AGRICULTURE. IT MAY NOT BE REPRODUCED IN WHOLE OR IN PART WITHOUT THEIR WRITTEN PERMISSION

UNLESS OTHERWISE STATED, ALL PRINTED COPIES OF THIS DOCUMENT ARE UNCONTROLLED. REFER TO DRAWING REGISTER FOR LATEST RELEASE



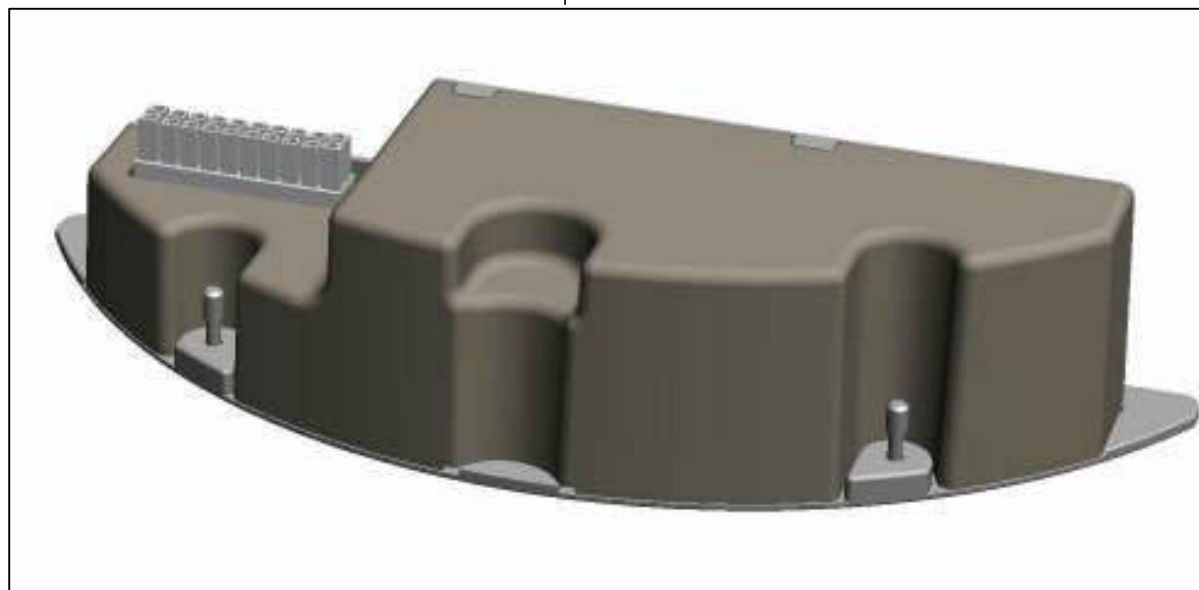
PART NO: 1002411-06



PART OF ASSY:

ITEM	QTY	MATERIAL/DESCRIPTION	DWG. NO.	CODE
1	1	ASSY, AGI-4 IMU	X	02-08470-03
2	1	OAF-U, AGI-4 AM RYK BUNDLE	X	27-100710-03

1

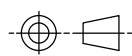


COPYRIGHT: THIS DRAWING IS THE PROPERTY OF TOPCON PRECISION AGRICULTURE. IT MAY NOT BE REPRODUCED IN WHOLE OR IN PART WITHOUT THEIR WRITTEN PERMISSION

UNLESS OTHERWISE STATED, ALL PRINTED COPIES OF THIS DOCUMENT ARE UNCONTROLLED. REFER TO DRAWING REGISTER FOR LATEST RELEASE

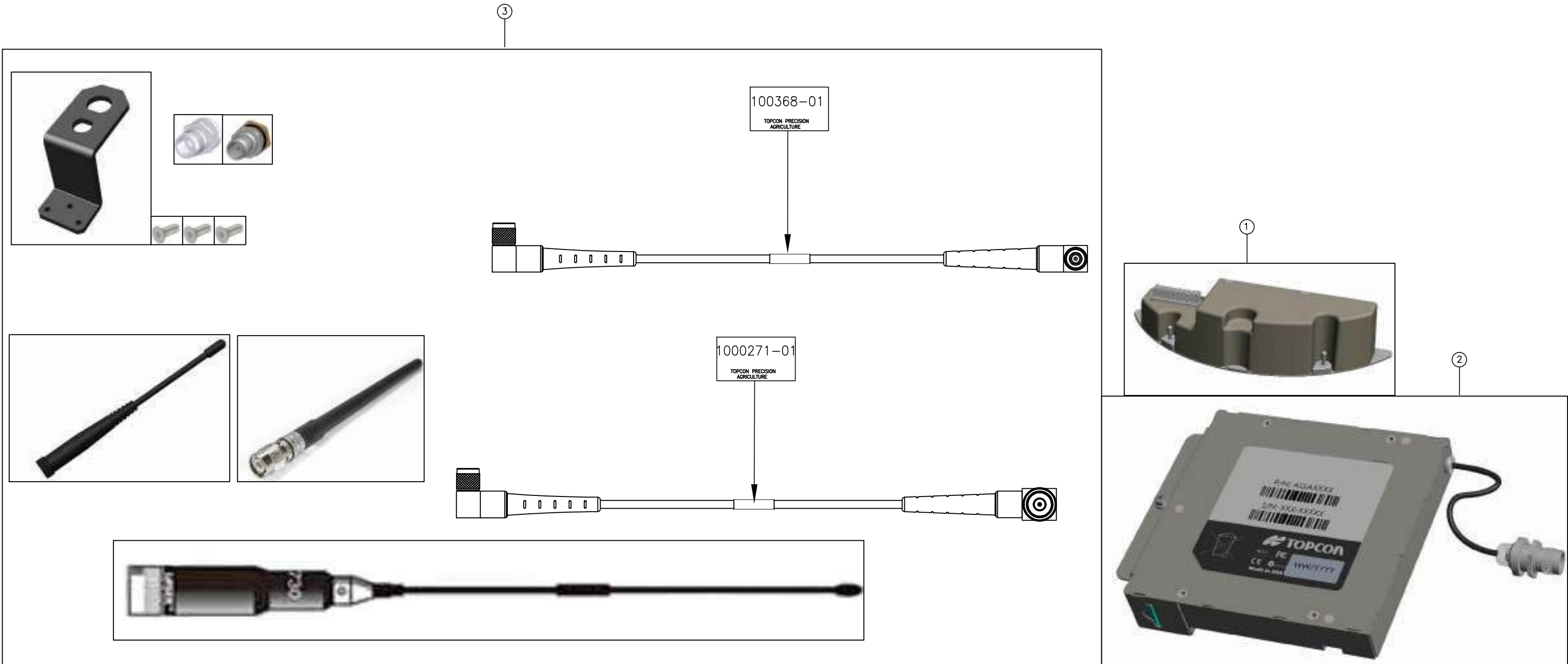
REV	DATE	ECO NO.	DESCRIPTION OF CHANGE	DRWN	APPR'D	MATERIAL	MACHINING TOLERANCES	DRAWN	DATE	PART OF ASSY:	PART NO:	PROJECT:	SHEET SIZE	
1.0	1/08/13	1103	ORIGINAL RELEASE	KL			X, +/-1 X.X +/-0.2 X.XX AS STATED ANGULAR ±0.25°	KL	1/08/13		1002411-06		A3	
						FINISH	HARNES TOLERANCES 0-300 +5/-3 300-1000 +10/-5 1000-3000 +20/-10 3000-5000 +40/-20 STRIP LENGTHES +0.5/-0	CHECKED	DATE	MACHINE FINISH 3.2 ALL ROUND UNLESS OTHERWISE STATED	DO NOT SCALE UNLESS OTHERWISE STATED ALL DIMENSIONS ARE IN MILLIMETRES	KIT, AGI-4 RKT EXTERNAL UPGRADE NO ANTENNA	SCALE N/A	
								ENG APPROVAL	DATE				SHEET 1 OF 1	
								14 PARK WAY MAWSON LAKES SOUTH AUSTRALIA 5095		PH:+61(0)882033300 FAX: +611300307205 EMAIL:info@topcon.com www.topcon.com	DRAWING NO: 00XXXX	SECURITY CLASS CONFIDENTIAL	DRAWING STANDARD AS1100	REV 1.0

PART NO: 1002411-04



PART OF ASSY:

ITEM	QTY	MATERIAL/DESCRIPTION	DWG. NO.	CODE
1	1	ASSY, AGI-4 IMU MODULE AM	X	02-080704-03
2	1	ASSY, AGI-4 MODEM	X	02-100715-29
3	1	KIT, ANTENNA FH915	X	1002372-04
4	1	BOX, ANTENNA KITS SHIPPING	X	1002495-01



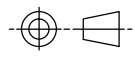
COPYRIGHT: THIS DRAWING IS THE PROPERTY OF TOPCON PRECISION AGRICULTURE. IT MAY NOT BE REPRODUCED IN WHOLE OR IN PART WITHOUT THEIR WRITTEN PERMISSION

UNLESS OTHERWISE STATED, ALL PRINTED COPIES OF THIS DOCUMENT ARE UNCONTROLLED. REFER TO DRAWING REGISTER FOR LATEST RELEASE

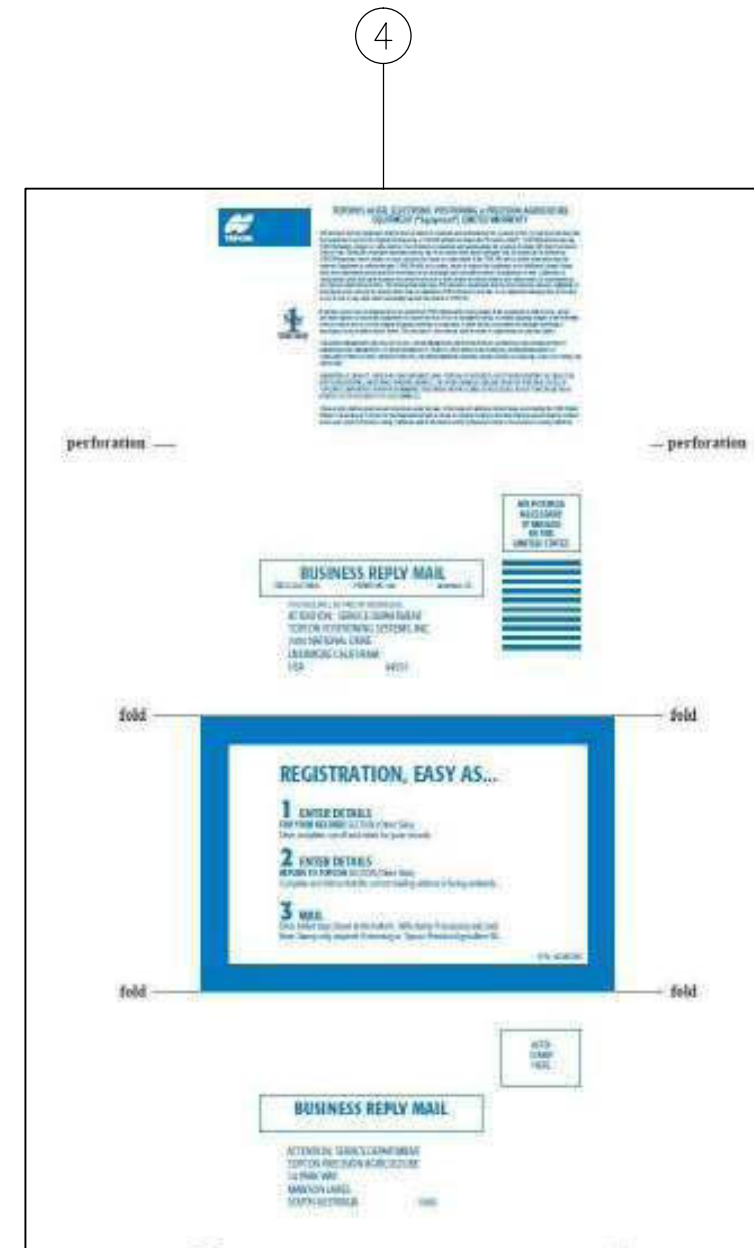
REV	DATE	ECO NO.	DESCRIPTION OF CHANGE	DRWN	APPR'D	MATERIAL	MACHINING TOLERANCES	DRAWN	DATE	PART OF ASSY:	PART NO:	PROJECT:	SHEET SIZE
1.30	2/08/13	1103	ORIGINAL RELEASE	KL			X X.X +/-1 X.XX +/-0.2 X.XX AS STATED ANGULAR ±0.25°	KL	2/08/13		1002411-04		A3
							HARNES TOLERANCES 0-300 +5/-3 300-1000 +10/-5 1000-3000 +20/-10 3000-5000 +40/-20 STRIP LENGTHS +0.5/-0	CHECKED	DATE	MACHINE FINISH 3.2 ALL ROUND UNLESS OTHERWISE STATED	DO NOT SCALE UNLESS OTHERWISE STATED ALL DIMENSIONS ARE IN MILLIMETRES	TITLE: KIT, AGI-4 RTK FH915 UPGRADE US	SCALE N/A
								ENG APPROVAL	DATE		DRAWING NO: 004606	SECURITY CLASS CONFIDENTIAL	DRAWING STANDARD AS1100
								14 PARK WAY MAWSON LAKES SOUTH AUSTRALIA 5095		PH:+61(0)882033300 FAX: +611300307205 EMAIL: info@topcon.com www.topcon.com	SHEET 1 OF 1	REV 1.0	

PART NO: AGA3571

PART OF ASSY:



ITEM	QTY	MATERIAL/DESCRIPTION	DWG. NO.	CODE
1	1	ASSY, AGI-3 RTK MOD W/DIG MODEM	X	01-060412-06
2	1	ANTENNAE, RUBBER DUCK 915 RTNC	X	30-030012-01
3	1	SYSTEM 150 AGI-3 RTK MODULE	X	A3722
4	1	WARRANTY CARD, AG UNIVERSAL	X	AGW289
5	1	CARTON, SYSTEM 110/150 HOTSHOE	X	Z268
6	1	CARTON INSERT, SYSTEM 150 AGI-3	X	Z273

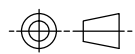


COPYRIGHT: THIS DRAWING IS THE PROPERTY OF TOPCON PRECISION AGRICULTURE. IT MAY NOT BE REPRODUCED IN WHOLE OR IN PART WITHOUT THEIR WRITTEN PERMISSION

UNLESS OTHERWISE STATED, ALL PRINTED COPIES OF THIS DOCUMENT ARE UNCONTROLLED. REFER TO DRAWING REGISTER FOR LATEST RELEASE

REV	DATE	ECO NO.	DESCRIPTION OF CHANGE	DRWN	APPR'D	MATERIAL	MACHINING TOLERANCES	DRAWN	DATE	PART OF ASSY:	PART NO:	PROJECT:	SHEET SIZE	
1.0	21/02/12	-	ORIGINAL RELEASE	KL			X, +/-1 X.X +/-0.2 X.XX AS STATED ANGULAR ±0.25°	KL	21/02/12		AGA3571		A3	
						FINISH	HARNES TOLERANCES 0-300 +5/-3 300-1000 +10/-5 1000-3000 +20/-10 3000-5000 +40/-20 STRIP LENGTHES +0.5/-0	CHECKED	DATE	MACHINE FINISH 3.2 ALL ROUND UNLESS OTHERWISE STATED	DO NOT SCALE UNLESS OTHERWISE STATED ALL DIMENSIONS ARE IN MILLIMETRES	TITLE: KIT, AGI-3 RTK MOD DIG MODEM	SCALE N/A	
								ENG APPROVAL	DATE		DRAWING NO: 003987	SECURITY CLASS CONFIDENTIAL	SHEET 1 OF 1	
											14 PARK WAY MAWSON LAKES SOUTH AUSTRALIA 5095	PH:+61(0)882033300 FAX: +611300307205 EMAIL:info@topcon.com www.topcon.com	DRAWING STANDARD AS1100	REV 1.0

PART NO: AGA4608



ITEM	QTY	MATERIAL/DESCRIPTION	DWG. NO.	CODE
1	1	X	X	X

PART OF ASSY:



COPYRIGHT: THIS DRAWING IS THE PROPERTY OF TOPCON PRECISION AGRICULTURE. IT MAY NOT BE REPRODUCED IN WHOLE OR IN PART WITHOUT THEIR WRITTEN PERMISSION

UNLESS OTHERWISE STATED, ALL PRINTED COPIES OF THIS DOCUMENT ARE UNCONTROLLED. REFER TO DRAWING REGISTER FOR LATEST RELEASE

REV	DATE	ECO NO.	DESCRIPTION OF CHANGE	DRWN	APPR'D	MATERIAL	MACHINING TOLERANCES	DRAWN	DATE	PART OF ASSY:	PART NO:	PROJECT:	SHEET SIZE
1.0	22/02/12	-	ORIGINAL RELEASE	KL			X, +/-1 X.X +/-0.2 X.XX AS STATED ANGULAR ±0.25°	KL	15/12/12		AGA4608		A3
						FINISH	HARNES TOLERANCES 0-300 +5/-3 300-1000 +10/-5 1000-3000 +20/-10 3000-5000 +40/-20 STRIP LENGTHES +0.5/-0			MACHINE FINISH 3.2 ALL ROUND UNLESS OTHERWISE STATED	ASSY, AGI-3 RTK MODULE WITHOUT RADIO		N/A
										DO NOT SCALE UNLESS OTHERWISE STATED ALL DIMENSIONS ARE IN MILLIMETRES			SHEET 1 OF 1
											DRAWING NO: 004001	SECURITY CLASS CONFIDENTIAL	DRAWING STANDARD AS1100
													REV 1.0



14 PARK WAY  
MAWSON LAKES  
SOUTH AUSTRALIA  
5095  
PH: +61(0)882033300  
FAX: +611300307205  
EMAIL: info@topcon.com  
www.topcon.com



# *System 150*

## *TopNET & CORS Network*

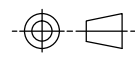
### **Contents**

- AGA4343
- AGA4416
- AGA4608
- AGA4649



PART NO: AGA4416

PART OF ASSY:



①

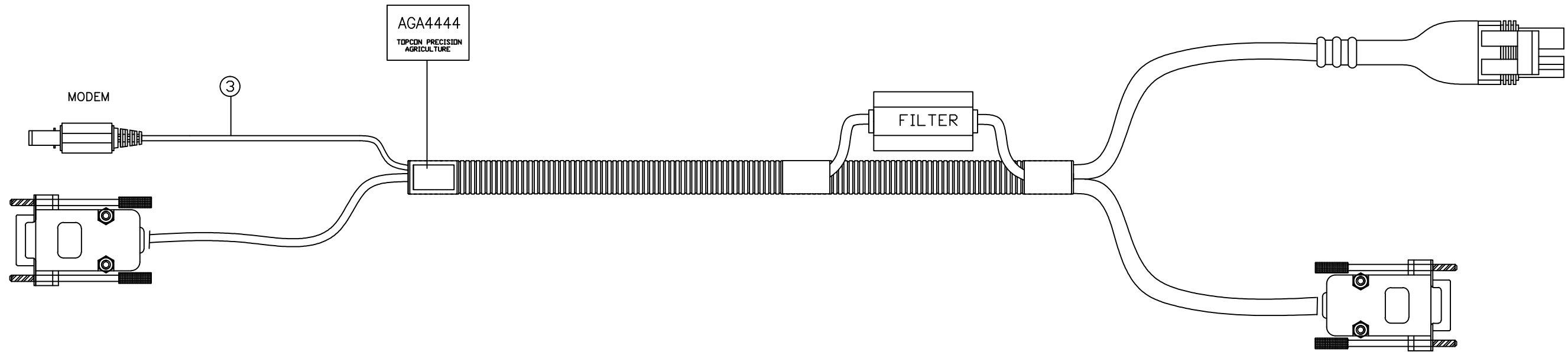


②



ITEM	QTY	MATERIAL/DESCRIPTION	DWG. NO.	CODE
1	1	AG CON.NET WITH OUT ACTIVATED SIM	X	AGA4417
2	1	CELL ANTENNA	X	AGA4336
3	1	HRNS, AG CON.NET GENERIC	X	AGA4444

COPYRIGHT: THIS DRAWING IS THE PROPERTY OF TOPCON PRECISION AGRICULTURE. IT MAY NOT BE REPRODUCED IN WHOLE OR IN PART WITHOUT THEIR WRITTEN PERMISSION



REV	DATE	ECO NO.	DESCRIPTION OF CHANGE	DRWN	APPR'D	MATERIAL	MACHINING TOLERANCES	DRAWN	DATE	PART OF ASSY:	PART NO:	PROJECT:	SHEET SIZE
1.0	19/07/12	-	ORIGINAL RELEASE	KL			X, +/-1 X.X +/-0.2 X.XX AS STATED ANGULAR ±0.25°	KL	19/07/12		AGA4416		A3
							HARNES TOLERANCES 0-300 +5/-3 300-1000 +10/-5 1000-3000 +20/-10 3000-5000 +40/-20 STRIP LENGTHS +0.5/-0						N/A
													SHEET 1 OF 1
													REV 1.0

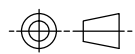
MACHINING TOLERANCES X, +/-1 X.X +/-0.2 X.XX AS STATED ANGULAR ±0.25°	DRAWN KL DATE 19/07/12	PART OF ASSY: MACHINE FINISH 3.2 ALL ROUND UNLESS OTHERWISE STATED	DO NOT SCALE UNLESS OTHERWISE STATED ALL DIMENSIONS ARE IN MILLIMETRES
HARNES TOLERANCES 0-300 +5/-3 300-1000 +10/-5 1000-3000 +20/-10 3000-5000 +40/-20 STRIP LENGTHS +0.5/-0	CHECKED DATE	TOPCON Precision Agriculture 14 PARK WAY MAWSON LAKES SOUTH AUSTRALIA 5095	PH: +61(0)882033300 FAX: +611300307205 EMAIL: info@topcon.com www.topcon.com

TITLE: UNIVERSAL AG CON.NET WITHOUT ACTIVATED SIM	DRAWING NO: 00XXXX	SECURITY CLASS CONFIDENTIAL	DRAWING STANDARD AS1100
---	-----------------------	--------------------------------	----------------------------

UNLESS OTHERWISE STATED, ALL PRINTED COPIES OF THIS DOCUMENT ARE UNCONTROLLED. REFER TO DRAWING REGISTER FOR LATEST RELEASE

PART NO: AGA4608



ITEM	QTY	MATERIAL/DESCRIPTION	DWG. NO.	CODE
1	1	X	X	X

PART OF ASSY:



COPYRIGHT: THIS DRAWING IS THE PROPERTY OF TOPCON PRECISION AGRICULTURE. IT MAY NOT BE REPRODUCED IN WHOLE OR IN PART WITHOUT THEIR WRITTEN PERMISSION

UNLESS OTHERWISE STATED, ALL PRINTED COPIES OF THIS DOCUMENT ARE UNCONTROLLED. REFER TO DRAWING REGISTER FOR LATEST RELEASE

REV	DATE	ECO NO.	DESCRIPTION OF CHANGE	DRWN	APPR'D	MATERIAL	MACHINING TOLERANCES	DRAWN	DATE	PART OF ASSY:	PART NO:	PROJECT:	SHEET SIZE	
1.0	22/02/12	-	ORIGINAL RELEASE	KL			X X.X +/-1 X.XX +/-0.2 AS STATED ANGULAR ±0.25°	KL	15/12/12		AGA4608		A3	
						FINISH	HARNES TOLERANCES 0-300 +5/-3 300-1000 +10/-5 1000-3000 +20/-10 3000-5000 +40/-20 STRIP LENGTHES +0.5/-0	CHECKED	DATE	MACHINE FINISH 3.2 ALL ROUND UNLESS OTHERWISE STATED	ASSY, AGI-3 RTK MODULE WITHOUT RADIO		N/A	
								ENG APPROVAL	DATE	DO NOT SCALE UNLESS OTHERWISE STATED ALL DIMENSIONS ARE IN MILLIMETRES			SHEET 1 OF 1	
								14 PARK WAY MAWSON LAKES SOUTH AUSTRALIA 5095		PH:+61(0)882033300 FAX: +611300307205 EMAIL:info@topcon.com www.topcon.com	DRAWING NO: 004001	SECURITY CLASS CONFIDENTIAL	DRAWING STANDARD AS1100	REV 1.0



PART NO: AGH1596



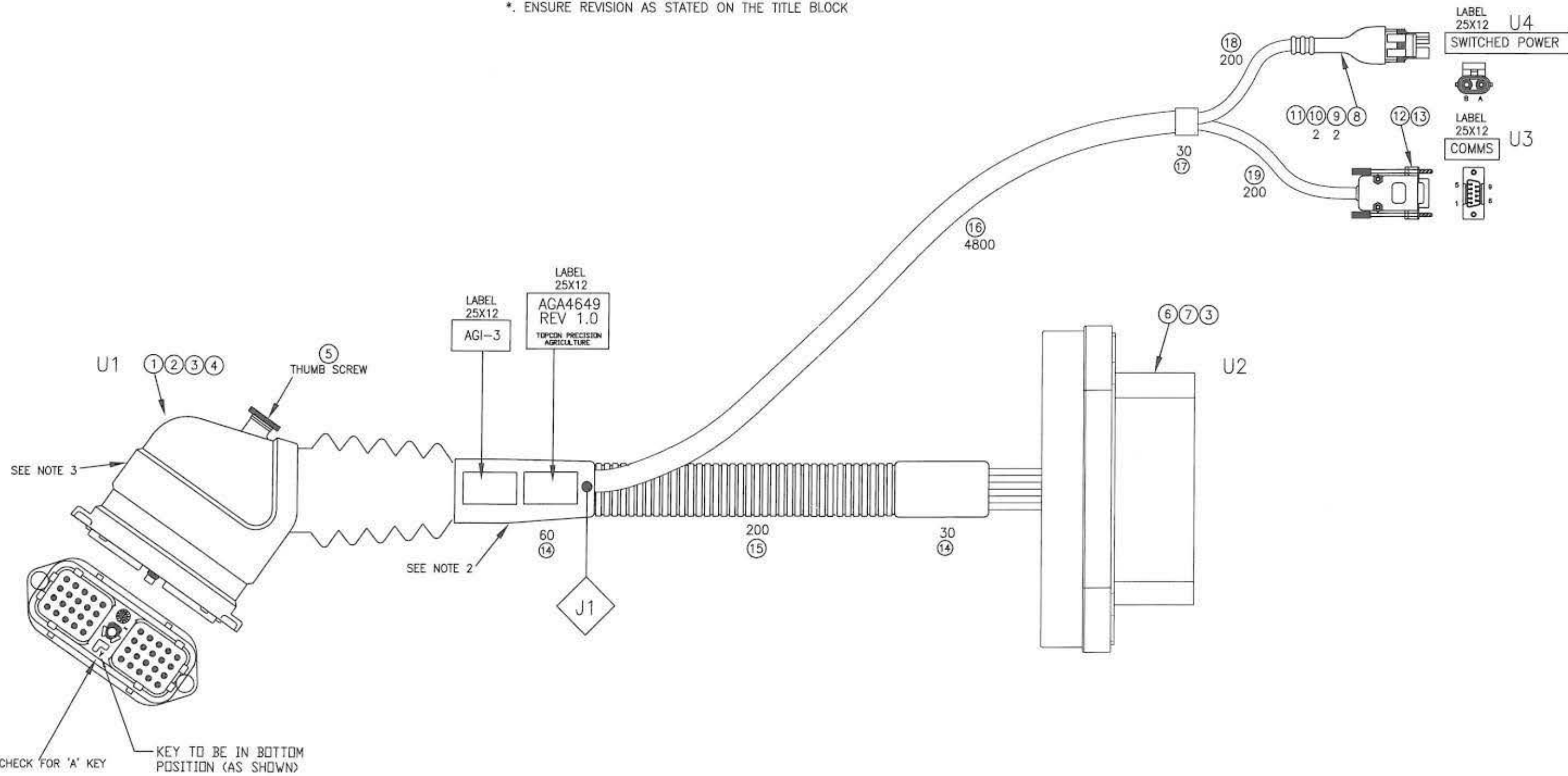
PART OF ASSY: AGA4649

ITEM	QTY	MATERIAL/DESCRIPTION	PART NO	CODE
1	1	CONNECTOR DEUTSCH 40P PLUG KEY A	DRC 26-40SA	Y1026
2	13	DEUTSCH CONTACTS FEMALE #20	1062-20-0122L	Y1057
3	57	SEALING PLUG DEUTSCH	0413-204-2005	Y730
4	1	TOPCON BOOT SUIT DRC26-40S	3020-0502	Y1081
5	1	THUMBSCREW SUIT DRC26-40S	2190-0180	Y1090
6	1	CONNECTOR DEUTSCH 40P RECEIPT KEY A	DRC 22-40PA	AGY1301
7	10	DEUTSCH CONTACTS MALE #20	1060-20-0122L	Y1083
8	1	2 PIN WEATHER PACK MALE SHELL	12015792	Y207
9	2	CABLE SEAL WEATHER PACK (GRN)	15324982	Y208
10	2	WEATHER PACK PIN FEMALE	12089188	Y210
11	1	RUBBER BOOT FOR 2W WEATHER PK	B12015792	Y395
12	1	CONN DB9 9 PIN D FEM	P3010	Y415
13	1	BACKSHELL FOR 9P "D" CONN	P3090	Y417
14	0.09m	HEATSHRINK GLUE LINED 24mm	B12-RDW240BK	E339
15	0.2m	13mmPP SPLIT CONDUIT BLACK POLYPROPYLENE	CORR-13PP	E128
16	4.8m	10mmPP SPLIT CONDUIT BLACK POLYPROPYLENE	CORR-10PP	E126
17	0.03m	HEATSHRINK GLUE LINE 12mm OD	4Q106120B	E361
18	5.1m	CABLE TWSH 2 CORE 16/0.30 16G	KA2TW300-BK	E002
19	5.1m	CABLE 2 CORE SCREENED	HC2332	E155

NOTE:

1. LABEL SIZE USED AS A GUIDE;
2. SECURE BOOT TO SPLIT CONDUIT USING H/S;
3. ENSURE WIRES INSIDE BOOT ARE PROTECTED FROM RUBBING AGAINST THUMBSCREW;

\*. ENSURE REVISION AS STATED ON THE TITLE BLOCK



SEE NOTE 3

SEE NOTE 2

KEY TO BE IN BOTTOM POSITION (AS SHOWN)

BOOT: TOPCON P/N 3020-0502

THUMBSCREW: TOPCON P/N 2190-0180

REV	DATE	ECO NO.	DESCRIPTION OF CHANGE	DRWN	APPR'D	MATERIAL	MACHINING TOLERANCES	HARNES TOLERANCES	FINISH	DRAWN	DATE	PART OF ASSY: AGA4649	PART NO: AGH1596	PROJECT: 2128	SHEET SIZE A3
1.0	27/05/11	0866	Production Release	OM	KM		X +/--1 X.X +/--0.2 X.XX AS STATED ANGUL'R +0.25	0-300 +5/-3 300-1000 +10/-5 1000-3000 +20/-10 3000-5000 +40/-20 STRIP LENGTHS +0.5/-0		OM	05/04/11				SCALE N/A
1.0.1	12/7/12	0837	Change item 15. E127 to E128	DK	KM					OM	05/04/11				SHEET 1 OF 2
										ENG APPROVAL	DATE	MACHINE FINISH	DO NOT SCALE UNLESS OTHERWISE STATED ALL DIMENSIONS ARE IN MILLIMETRES		
										KM	05/04/11	ALL ROUND UNLESS OTHERWISE STATED			
										14 PARK WAY MAWSON LAKES SOUTH AUSTRALIA 5095		PH: +61(0)882033300 FAX: +611300307205 EMAIL: info@kee.com.au www.kee.com.au		TITLE: AGI-3 DIGI MODEM ADAPTOR HARNESS DRAWING NO: 003582 SECURITY CLASS: CONFIDENTIAL DRAWING STANDARD: AS1100 REV: 1.0.1	

COPYRIGHT: THIS DRAWING IS THE PROPERTY OF TOPCON PRECISION AGRICULTURE. IT MAY NOT BE REPRODUCED IN WHOLE OR IN PART WITHOUT THEIR WRITTEN PERMISSION.

UNLESS OTHERWISE STATED, ALL PRINTED COPIES OF THIS DOCUMENT ARE UNCONTROLLED. REFER TO DRAWING REGISTER FOR LATEST RELEASE.

# System 350

*AGI-3 Receiver/  
Steering Controller*



*X30 Console*



*AGI-4 Receiver/  
Steering Controller*

# *System 350*

## *Base Kits*

*AGI-3 Receiver/  
Steering Controller*



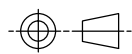
*X30 Console*

*AGI-4 Receiver/Steering Controller*

### **Contents**

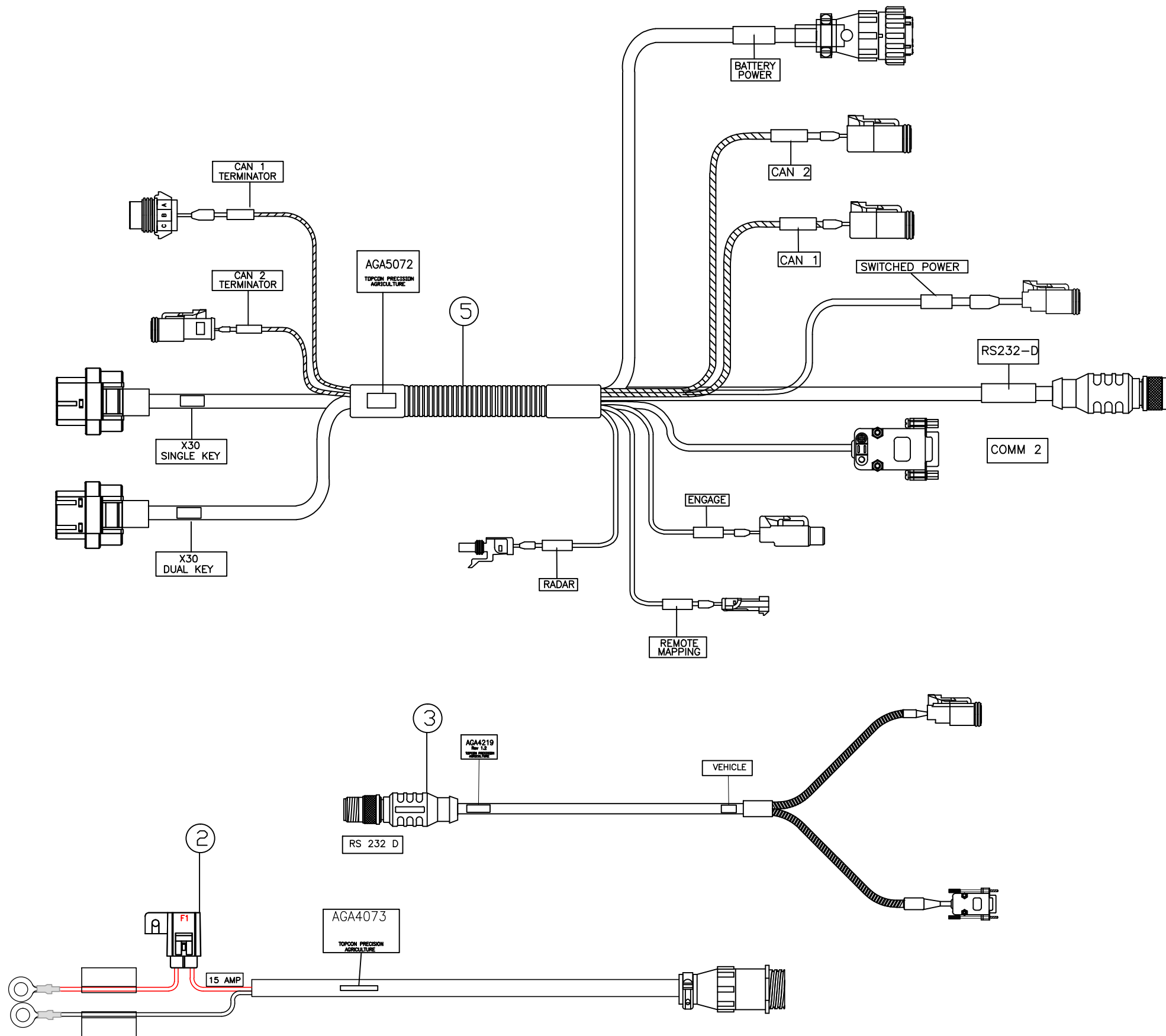
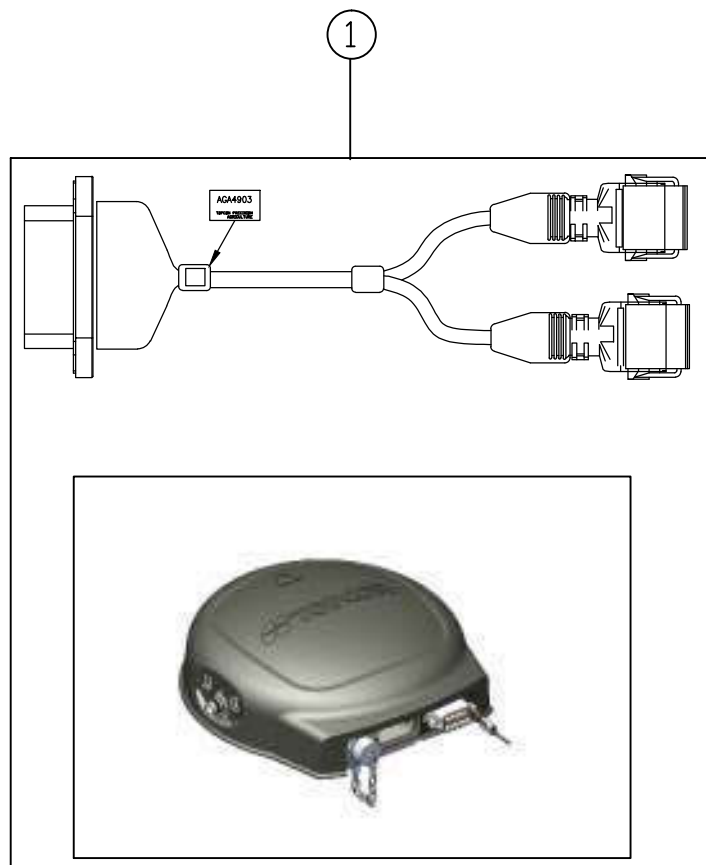
- 1002374-01
- AGA4562
- AGA5250

PART NO: 1002374-01



PART OF ASSY:

ITEM	QTY	MATERIAL/DESCRIPTION	DWG. NO.	CODE
1	1	ASSY, AGI-4 AM	X	01-104701-1
2	1	HRNS, X30 POWER	X	AGA4073
3	1	HRNS SYS250/350 AGCO COMMS	X	AGA4219
4	1	X30 TPA COMP W/SOFTWARE	X	AGA4477
5	1	HRNS, X30 ISOBUS/COMS	X	AGA5072



REV	DATE	ECO NO.	DESCRIPTION OF CHANGE	DRWN	APPR'D	MATERIAL	MACHINING TOLERANCES	DRAWN	DATE	PART OF ASSY:	PART NO:	PROJECT:	SHEET SIZE
1.0	24/04/13	-	ORIGINAL RELEASE	KL			X, +/-1 X.X +/-0.2 X.XX AS STATED ANGULAR ±0.25°	KL	24/04/13		1002374-01		A3
							HARNES TOLERANCES 0-300 +5/-3 300-1000 +10/-5 1000-3000 +20/-10 3000-5000 +40/-20 STRIP LENGTHS +0.5/-0	CHECKED	DATE	MACHINE FINISH 3.2 ALL ROUND UNLESS OTHERWISE STATED	DO NOT SCALE UNLESS OTHERWISE STATED ALL DIMENSIONS ARE IN MILLIMETRES		N/A
								ENG APPROVAL	DATE		KIT, SYS 350 WITH AGI-4		SHEET 1 OF 1
											DRAWING NO: 004518	SECURITY CLASS CONFIDENTIAL	REV 1.0
												DRAWING STANDARD AS1100	



14 PARK WAY  
MAWSON LAKES  
SOUTH AUSTRALIA  
5095  
PH: +61(0)882033300  
FAX: +611300307205  
EMAIL: info@topcon.com  
www.topcon.com

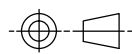
UNLESS OTHERWISE STATED, ALL PRINTED COPIES OF THIS DOCUMENT ARE UNCONTROLLED. REFER TO DRAWING REGISTER FOR LATEST RELEASE

COPYRIGHT: THIS DRAWING IS THE PROPERTY OF TOPCON PRECISION AGRICULTURE. IT MAY NOT BE REPRODUCED IN WHOLE OR IN PART WITHOUT THEIR WRITTEN PERMISSION

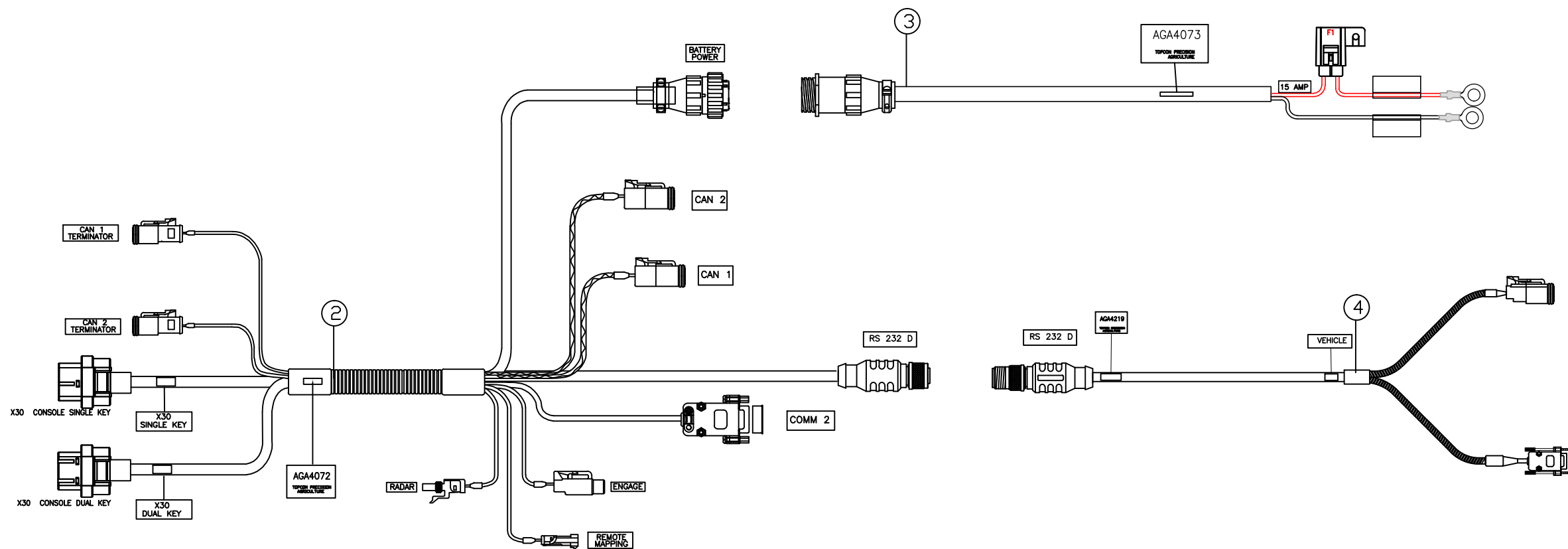



PART NO: AGA4562

PART OF ASSY:



ITEM	QTY	MATERIAL/DESCRIPTION	DWG. NO.	CODE
1	1	SYSTEM 150 AGI-3 KIT	X	A3786
2	1	HRNS, X30 POWER COMMS	X	AGA4072
3	1	HRNS, X30 POWER	X	AGA4073
4	1	HRNS, SYS250 AGCO COMMS ADAPT	X	AGA4219
5	1	X30 TPA COMP W/SOFTWARE	X	AGA4477



REV	DATE	ECO NO.	DESCRIPTION OF CHANGE	DRWN	APPR'D	MATERIAL	MACHINING TOLERANCES	DRAWN	DATE	PART OF ASSY:	PART NO:	PROJECT:	SHEET SIZE
1.0	22/02/12	871	PRODUCTION RELEASE	KL			X, X.X +/-1 X.XX +/-0.2 X.XX AS STATED ANGULAR ±0.25°	KL	28/11/11		AGA4562		A3
						FINISH	HARNES TOLERANCES 0-300 +5/-3 300-1000 +10/-5 1000-3000 +20/-10 3000-5000 +40/-20 STRIP LENGTHS +0.5/-0				KIT, SYS 350, AGI-3 WITHOUT HP, XP		SCALE N/A
													SHEET 1 OF 1
											DRAWING NO: 003999	SECURITY CLASS CONFIDENTIAL	DRAWING STANDARD AS1100
													REV 1.0

COPYRIGHT: THIS DRAWING IS THE PROPERTY OF TOPCON PRECISION AGRICULTURE. IT MAY NOT BE REPRODUCED IN WHOLE OR IN PART WITHOUT THEIR WRITTEN PERMISSION

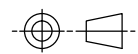
UNLESS OTHERWISE STATED, ALL PRINTED COPIES OF THIS DOCUMENT ARE UNCONTROLLED. REFER TO DRAWING REGISTER FOR LATEST RELEASE

**TOPCON** Precision Agriculture  
14 PARK WAY MAWSON LAKES SOUTH AUSTRALIA 5095  
PH: +61(0)882033300 FAX: +611300307205 EMAIL: info@topcon.com www.topcon.com

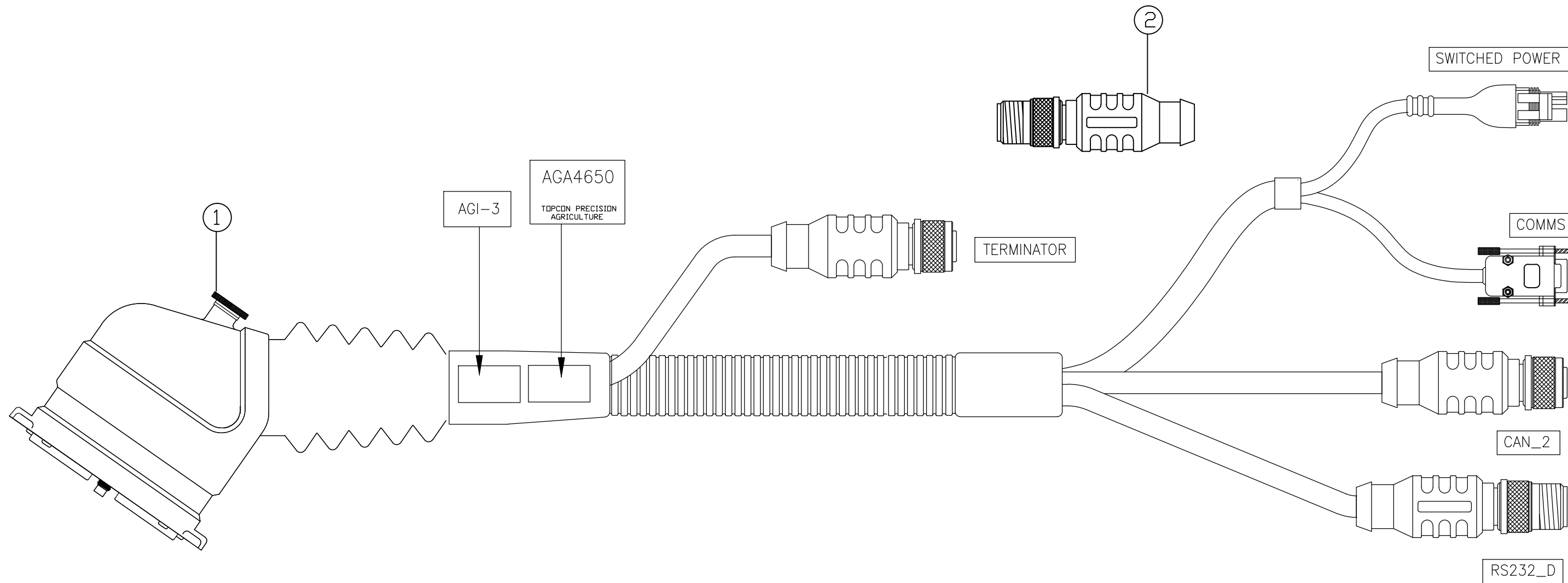


PART NO: AGA5250

PART OF ASSY:



ITEM	QTY	MATERIAL/DESCRIPTION	DWG. NO.	CODE
1	1	HRNS, AGI-3 GENERIC POWER COMMS	X	AGA4650
2	1	CAN TERMINATOR MALE TURCK	X	Y1073



COPYRIGHT: THIS DRAWING IS THE PROPERTY OF TOPCON PRECISION AGRICULTURE. IT MAY NOT BE REPRODUCED IN WHOLE OR IN PART WITHOUT THEIR WRITTEN PERMISSION

UNLESS OTHERWISE STATED, ALL PRINTED COPIES OF THIS DOCUMENT ARE UNCONTROLLED. REFER TO DRAWING REGISTER FOR LATEST RELEASE

REV	DATE	ECO NO.	DESCRIPTION OF CHANGE	DRWN	APPR'D	MATERIAL	MACHINING TOLERANCES	DRAWN	DATE	PART OF ASSY:	PART NO:	PROJECT:	SHEET SIZE
1.0	24/04/13	1128	ORIGINAL RELEASE	KL			X, +/-1 X.X +/-0.2 X.XX AS STATED ANGULAR ±0.25°	KL	24/04/13		AGA5250		A3
							HARNES TOLERANCES 0-300 +5/-3 300-1000 +10/-5 1000-3000 +20/-10 3000-5000 +40/-20 STRIP LENGTHES +0.5/-0						N/A
													SHEET 1 OF 1
													REV 1.0

MACHINING TOLERANCES X, +/-1 X.X +/-0.2 X.XX AS STATED ANGULAR ±0.25°	DRAWN KL DATE 24/04/13	PART OF ASSY: MACHINE FINISH 3.2 ALL ROUND UNLESS OTHERWISE STATED	DO NOT SCALE UNLESS OTHERWISE STATED ALL DIMENSIONS ARE IN MILLIMETRES
HARNES TOLERANCES 0-300 +5/-3 300-1000 +10/-5 1000-3000 +20/-10 3000-5000 +40/-20 STRIP LENGTHES +0.5/-0	CHECKED DATE	ENG APPROVAL DATE	TITLE: KIT, HRNS, SYSTEM 350
FINISH	TOPCON Precision Agriculture 14 PARK WAY MAWSON LAKES SOUTH AUSTRALIA 5095	PH:+61(0)882033300 FAX: +611300307205 EMAIL:info@topcon.com www.topcon.com	DRAWING NO: 004519 SECURITY CLASS CONFIDENTIAL DRAWING STANDARD AS1100

# *System 350*

## *with AES-25*

### *Electric Steering*



#### **Contents**

- Electric Steering Base Kits
- Electric Steering Options
- Vehicle Adaptor Kits
- Receiver Mounting Bracket Kits

# *System 350*

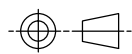
## *AES-25 Electric Steering Base Kit*



### **Contents**

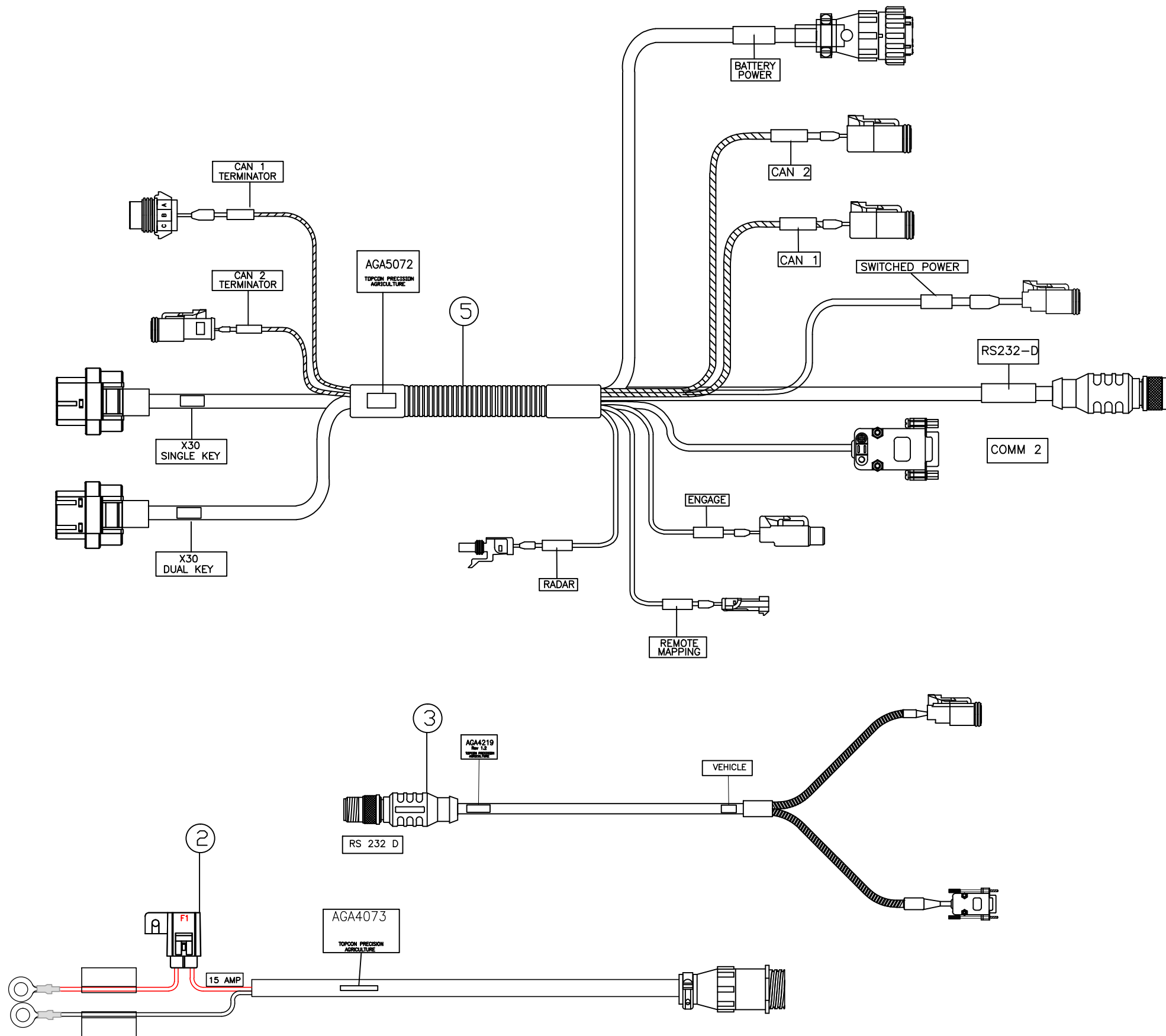
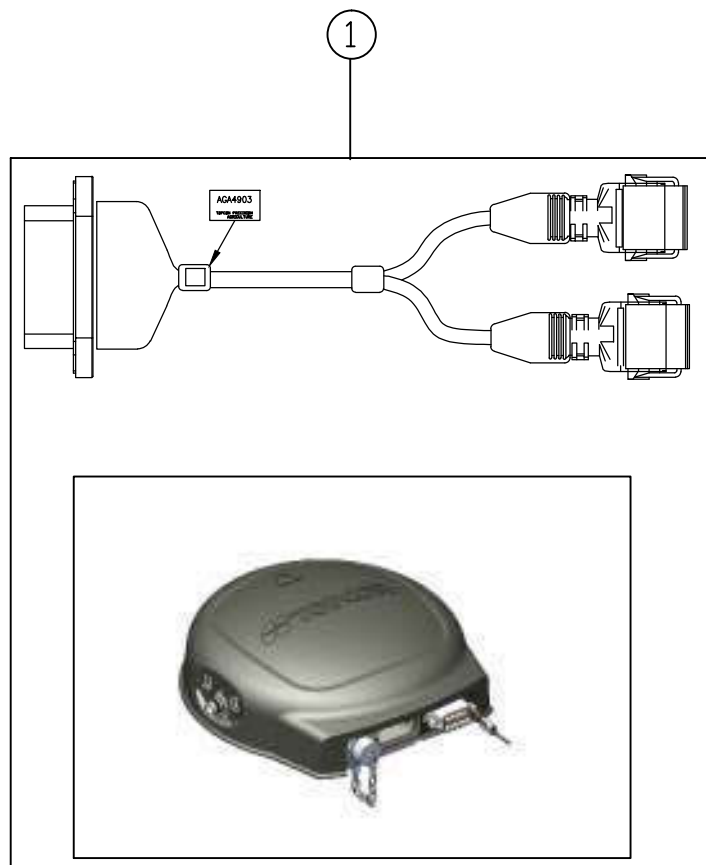
- 1002374-01
- AGA5250
- AGA3856

PART NO: 1002374-01



PART OF ASSY:

ITEM	QTY	MATERIAL/DESCRIPTION	DWG. NO.	CODE
1	1	ASSY, AGI-4 AM	X	01-104701-1
2	1	HRNS, X30 POWER	X	AGA4073
3	1	HRNS SYS250/350 AGCO COMMS	X	AGA4219
4	1	X30 TPA COMP W/SOFTWARE	X	AGA4477
5	1	HRNS, X30 ISOBUS/COMS	X	AGA5072



REV	DATE	ECO NO.	DESCRIPTION OF CHANGE	DRWN	APPR'D	MATERIAL	MACHINING TOLERANCES	DRAWN	DATE	PART OF ASSY:	PART NO:	PROJECT:	SHEET SIZE
1.0	24/04/13	-	ORIGINAL RELEASE	KL			X, +/-1 X.X +/-0.2 X.XX AS STATED ANGULAR ±0.25°	KL	24/04/13		1002374-01		A3
							HARNES TOLERANCES 0-300 +5/-3 300-1000 +10/-5 1000-3000 +20/-10 3000-5000 +40/-20 STRIP LENGTHS +0.5/-0						N/A
													SHEET 1 OF 1
													REV 1.0

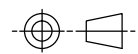
  

MACHINE FINISH 3.2 ALL ROUND UNLESS STATED DO NOT SCALE UNLESS OTHERWISE STATED ALL DIMENSIONS ARE IN MILLIMETRES	14 PARK WAY MAWSON LAKES SOUTH AUSTRALIA 5095 PH: +61(0)882033300 FAX: +611300307205 EMAIL: info@topcon.com www.topcon.com	TITLE: KIT, SYS 350 WITH AGI-4	DRAWING NO: 004518	SECURITY CLASS CONFIDENTIAL	DRAWING STANDARD AS1100
--	---	--------------------------------------	--------------------	--------------------------------	----------------------------

COPYRIGHT: THIS DRAWING IS THE PROPERTY OF TOPCON PRECISION AGRICULTURE. IT MAY NOT BE REPRODUCED IN WHOLE OR IN PART WITHOUT THEIR WRITTEN PERMISSION

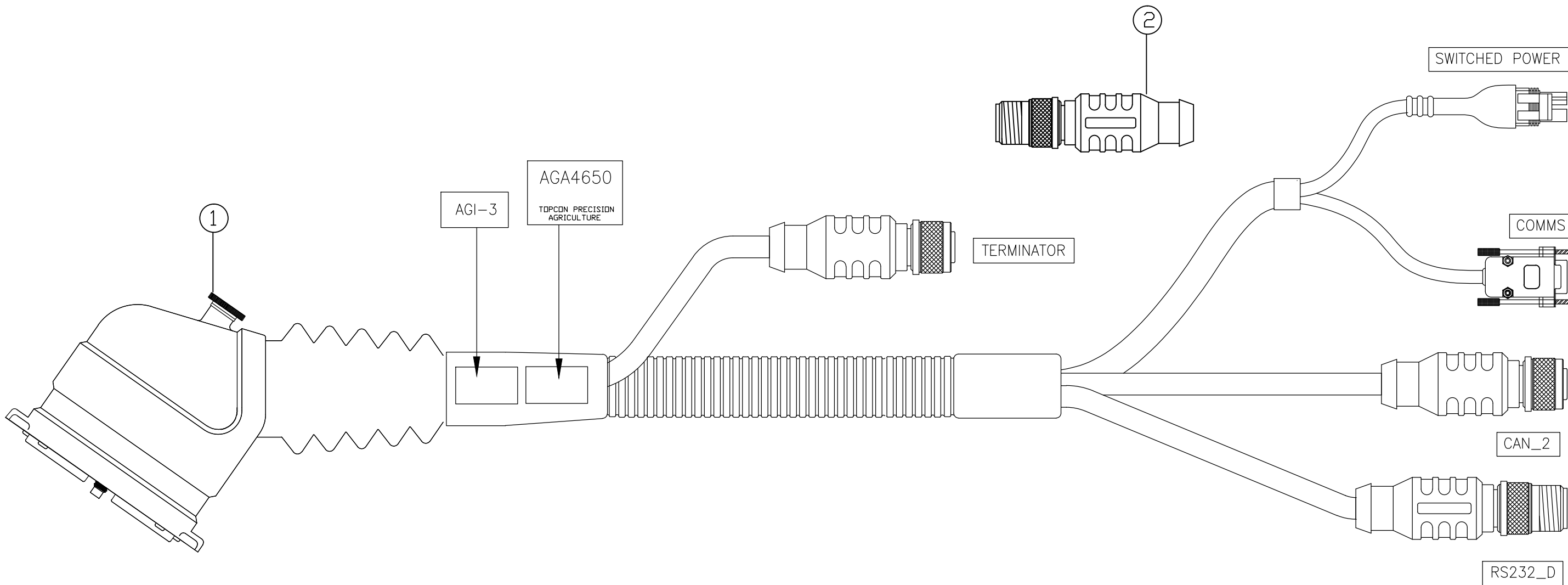
UNLESS OTHERWISE STATED, ALL PRINTED COPIES OF THIS DOCUMENT ARE UNCONTROLLED. REFER TO DRAWING REGISTER FOR LATEST RELEASE

PART NO: AGA5250



PART OF ASSY:

ITEM	QTY	MATERIAL/DESCRIPTION	DWG. NO.	CODE
1	1	HRNS, AGI-3 GENERIC POWER COMMS	X	AGA4650
2	1	CAN TERMINATOR MALE TURCK	X	Y1073



COPYRIGHT: THIS DRAWING IS THE PROPERTY OF TOPCON PRECISION AGRICULTURE. IT MAY NOT BE REPRODUCED IN WHOLE OR IN PART WITHOUT THEIR WRITTEN PERMISSION

UNLESS OTHERWISE STATED, ALL PRINTED COPIES OF THIS DOCUMENT ARE UNCONTROLLED. REFER TO DRAWING REGISTER FOR LATEST RELEASE

REV	DATE	ECO NO.	DESCRIPTION OF CHANGE	DRWN	APPR'D	MATERIAL	MACHINING TOLERANCES	DRAWN	DATE	PART OF ASSY:	PART NO:	PROJECT:	SHEET SIZE							
1.0	24/04/13	1128	ORIGINAL RELEASE	KL			X, +/-1 X.X +/-0.2 X.XX AS STATED ANGULAR ±0.25°	KL	24/04/13		AGA5250		A3							
							HARNES TOLERANCES 0-300 +5/-3 300-1000 +10/-5 1000-3000 +20/-10 3000-5000 +40/-20 STRIP LENGTHES +0.5/-0						N/A							
													SHEET 1 OF 1							
													REV 1.0							
<table border="0"> <tr> <td> <b>TOPCON</b> Precision Agriculture 14 PARK WAY MAWSON LAKES SOUTH AUSTRALIA 5095                 </td> <td>                     PH: +61(0)882033300                      FAX: +611300307205                      EMAIL: info@topcon.com                      www.topcon.com                 </td> </tr> </table>											<b>TOPCON</b> Precision Agriculture 14 PARK WAY MAWSON LAKES SOUTH AUSTRALIA 5095	PH: +61(0)882033300 FAX: +611300307205 EMAIL: info@topcon.com www.topcon.com	TITLE: KIT, HRNS, SYSTEM 350		DRAWING NO: 004519		SECURITY CLASS CONFIDENTIAL		DRAWING STANDARD AS1100	
<b>TOPCON</b> Precision Agriculture 14 PARK WAY MAWSON LAKES SOUTH AUSTRALIA 5095	PH: +61(0)882033300 FAX: +611300307205 EMAIL: info@topcon.com www.topcon.com																			





# ***System 350***

## ***AES-25 Electric Steering***

### ***Receiver Mounting Bracket Kits***



*AGI-3 Receiver/  
Steering Controller*

*X30 Console*

*AGI-4 Receiver/Steering Controller*

#### **Contents**

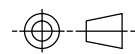
- AGA3644
- AGA3788
- AGA4199
- AGA4609
- A3645
- A3734
- AGA4457
- AGA5194
- AGA4385



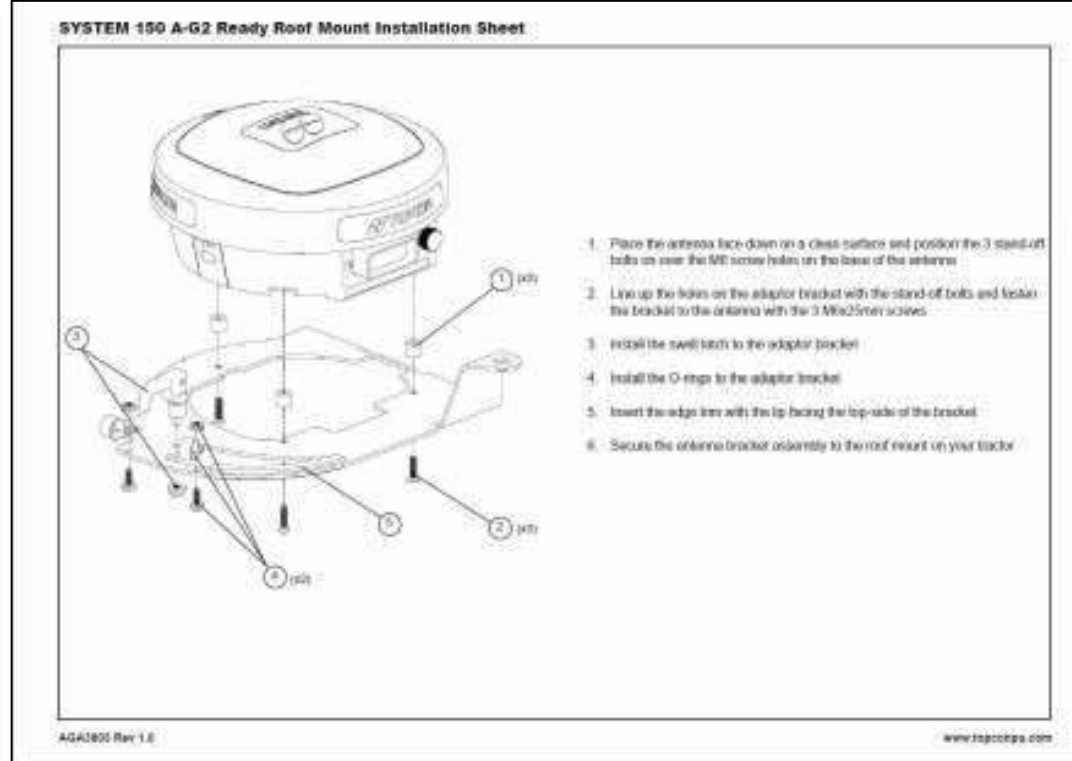

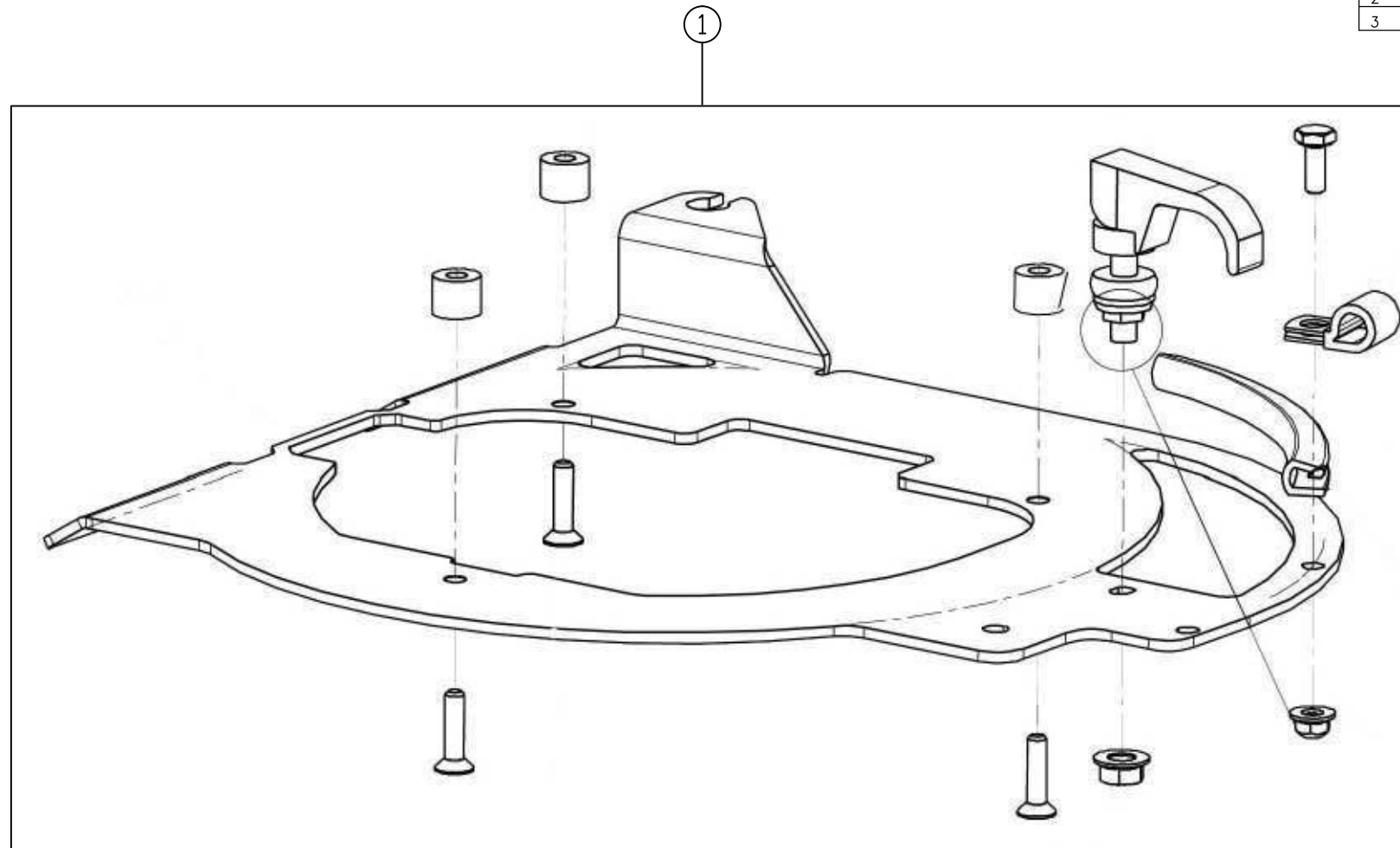


PART NO: AGA3788

PART OF ASSY:



ITEM	QTY	MATERIAL/DESCRIPTION	DWG. NO.	CODE
1	1	55-72570218 AG2 RECEIVER BKT	X	A3789
2	1	WARRANTY CARD, AG UNIVERSAL	X	AGW289
3	1	AG2 READY ROOF MNT BKT INSTALL	X	A3803



2

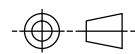
3

REV	DATE	ECO NO.	DESCRIPTION OF CHANGE	DRWN	APPR'D	MATERIAL	MACHINING TOLERANCES	DRAWN	DATE	PART OF ASSY:	PART NO:	PROJECT:	SHEET SIZE	
1.0	18/06/12	-	ORIGINAL RELEASE	KL			X, +/-1 X.X +/-0.2 X.XX AS STATED ANGULAR ±0.25°	KL	18/06/12		AGA3788		A3	
							HARNES TOLERANCES 0-300 +5/-3 300-1000 +10/-5 1000-3000 +20/-10 3000-5000 +40/-20 STRIP LENGTHS +0.5/-0	CHECKED	DATE	MACHINE FINISH 3.2 ALL ROUND UNLESS OTHERWISE STATED	AG2 READY AGI-3/AGCO ROOF MNT		SCALE N/A	
								ENG APPROVAL	DATE	DO NOT SCALE UNLESS OTHERWISE STATED ALL DIMENSIONS ARE IN MILLIMETRES			SHEET 1 OF 1	
								14 PARK WAY MAWSON LAKES SOUTH AUSTRALIA 5095		PH:+61(0)882033300 FAX: +611300307205 EMAIL:info@topcon.com www.topcon.com	DRAWING NO: 00XXXX	SECURITY CLASS CONFIDENTIAL	DRAWING STANDARD AS1100	REV 1.0

COPYRIGHT: THIS DRAWING IS THE PROPERTY OF TOPCON PRECISION AGRICULTURE. IT MAY NOT BE REPRODUCED IN WHOLE OR IN PART WITHOUT THEIR WRITTEN PERMISSION


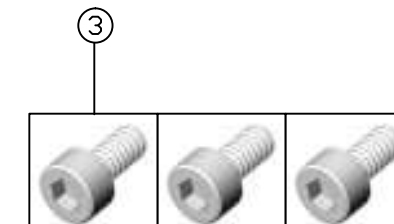
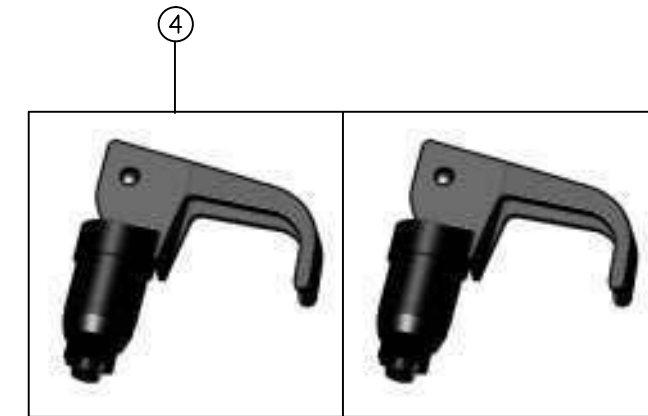
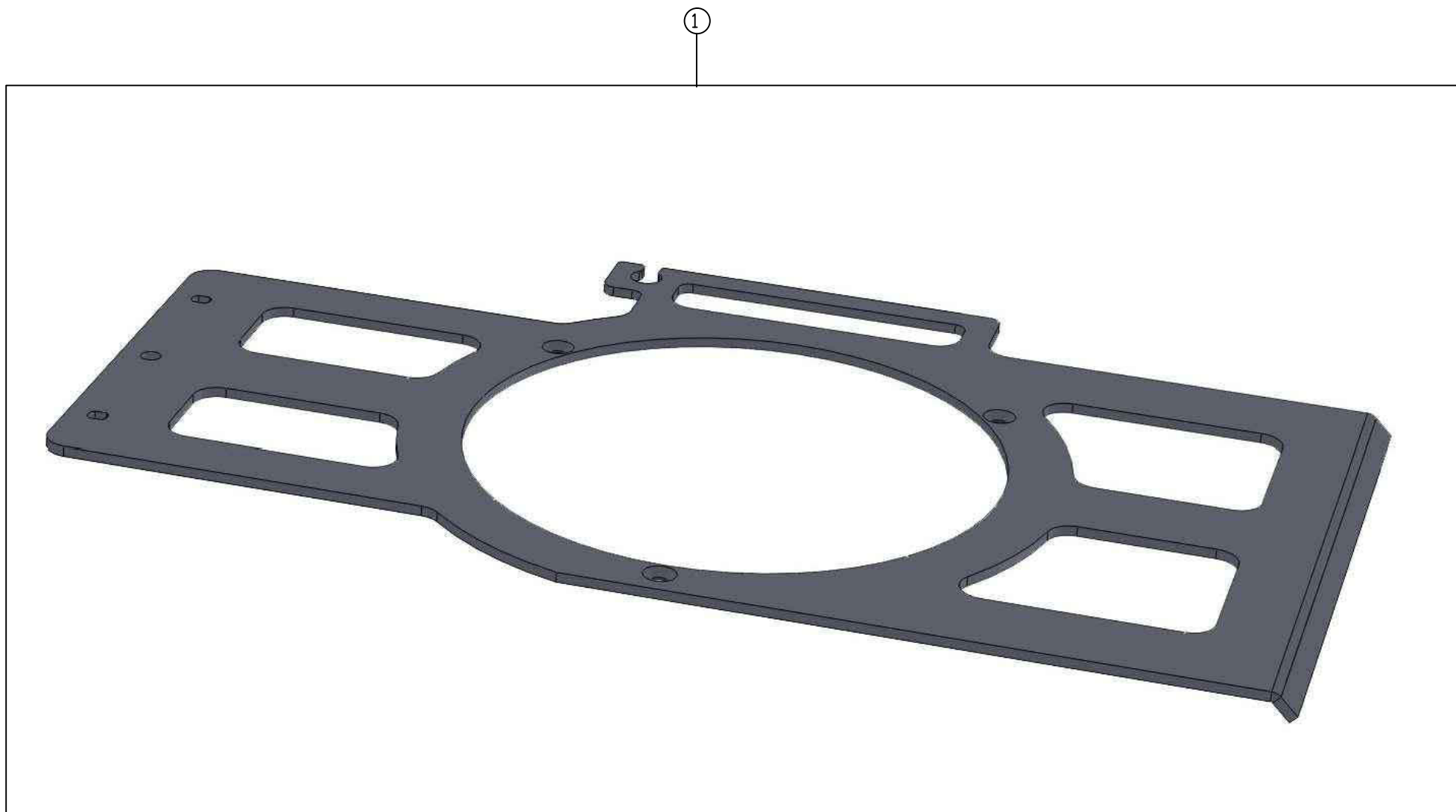
UNLESS OTHERWISE STATED, ALL PRINTED COPIES OF THIS DOCUMENT ARE UNCONTROLLED. REFER TO DRAWING REGISTER FOR LATEST RELEASE

PART NO: AGA4199



PART OF ASSY:

ITEM	QTY	MATERIAL/DESCRIPTION	DWG. NO.	CODE
1	1	BRACKET, MOUNT, AGI-3 FENDT 700	X	AGB1225
2	1	BOLT, STAND OFF AGI-3 TO BRACKET	X	F422
3	1	SCREW, M6x12 CSK SS	X	F431
4	1	SWELL LATCH ASSEMBLY	X	F425



REV	DATE	ECO NO.	DESCRIPTION OF CHANGE	DRWN	APPR'D	MATERIAL	MACHINING TOLERANCES	DRAWN	DATE	PART OF ASSY:	PART NO:	PROJECT:	SHEET SIZE	
1.0	20/07/12	555	ORIGINAL RELEASE	KL			X, +/-1 X.X +/-0.2 X.XX AS STATED ANGULAR ±0.25°	KL	20/07/12		AGA4199		A3	
							HARNES TOLERANCES 0-300 +5/-3 300-1000 +10/-5 1000-3000 +20/-10 3000-5000 +40/-20 STRIP LENGTHS +0.5/-0	CHECKED	DATE	MACHINE FINISH 3.2 ALL ROUND UNLESS OTHERWISE STATED	ASSEMBLY, MOUNT BRACKET AGI-3 FENDT		N/A	
								ENG APPROVAL	DATE	DO NOT SCALE UNLESS OTHERWISE STATED ALL DIMENSIONS ARE IN MILLIMETRES			SHEET 1 OF 1	
											DRAWING NO: 00XXXX	SECURITY CLASS CONFIDENTIAL	DRAWING STANDARD AS1100	REV 1.0



14 PARK WAY  
MAWSON LAKES  
SOUTH AUSTRALIA  
5095  
PH: +61(0)882033300  
FAX: +611300307205  
EMAIL: info@topcon.com  
www.topcon.com

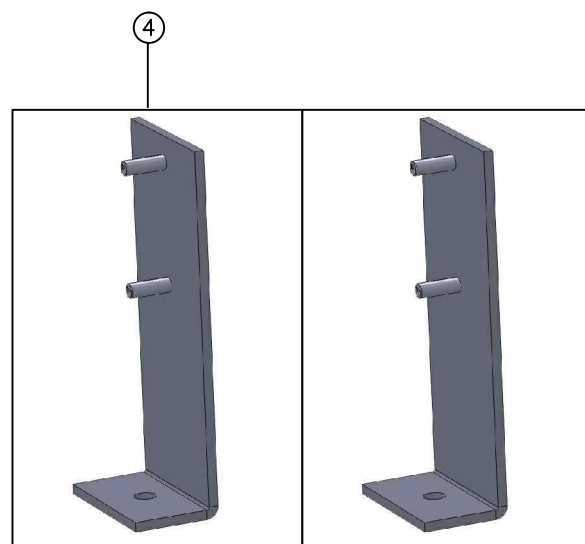
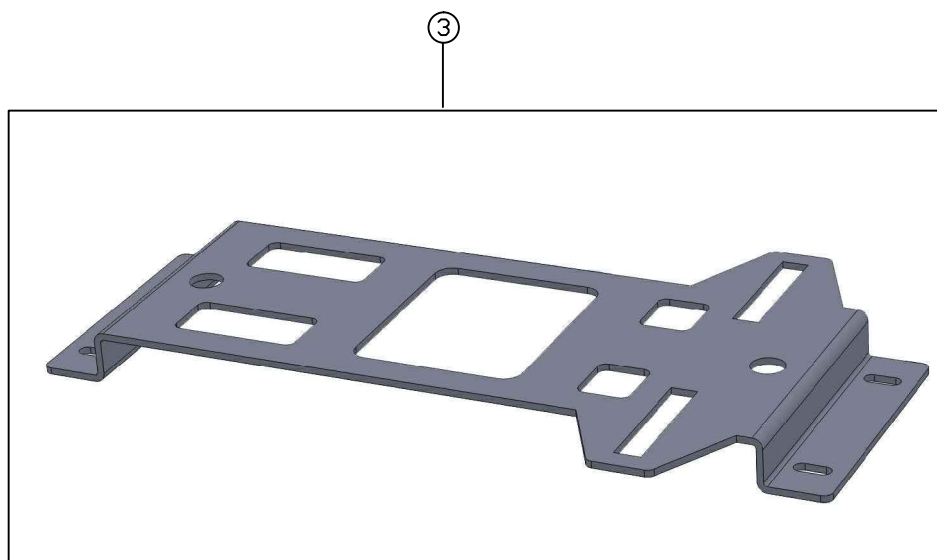
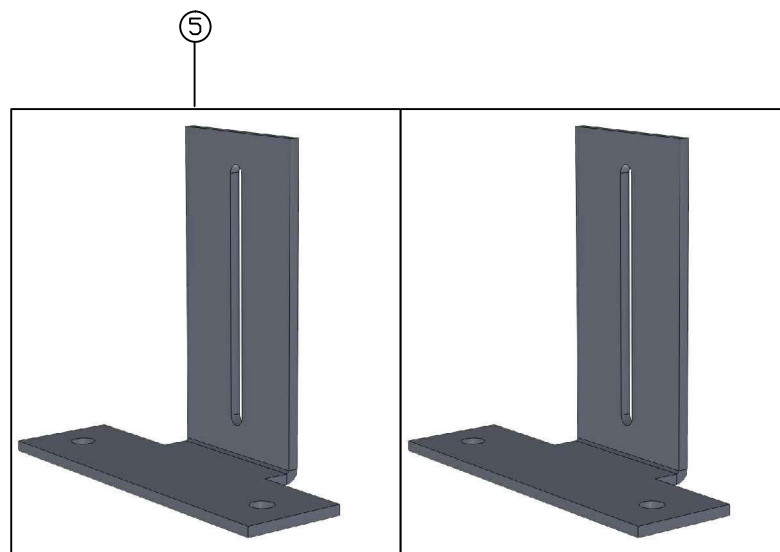
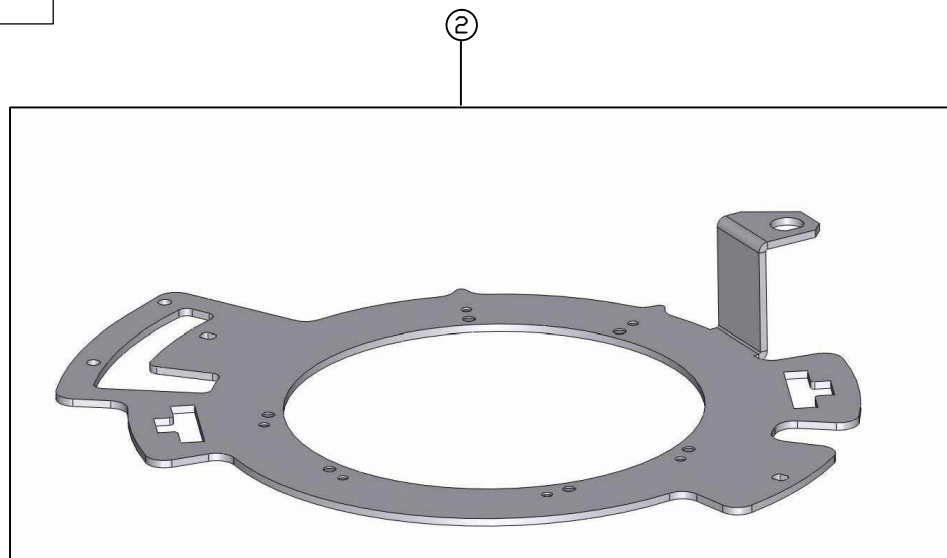
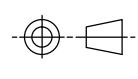
COPYRIGHT: THIS DRAWING IS THE PROPERTY OF TOPCON PRECISION AGRICULTURE. IT MAY NOT BE REPRODUCED IN WHOLE OR IN PART WITHOUT THEIR WRITTEN PERMISSION

UNLESS OTHERWISE STATED, ALL PRINTED COPIES OF THIS DOCUMENT ARE UNCONTROLLED. REFER TO DRAWING REGISTER FOR LATEST RELEASE

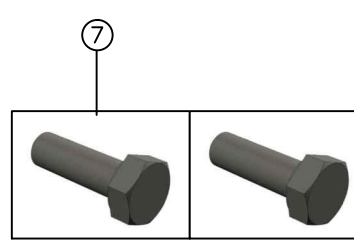

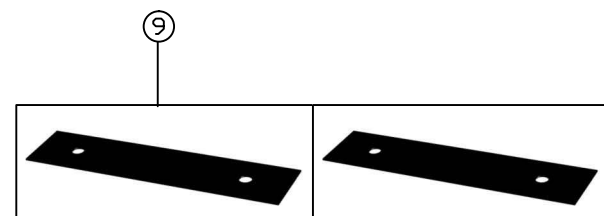
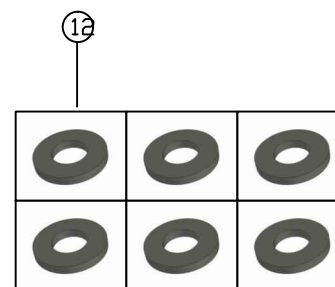
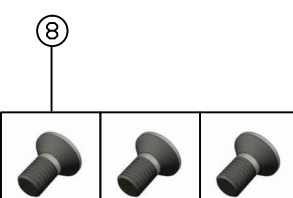

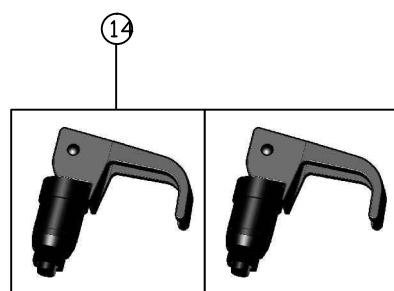
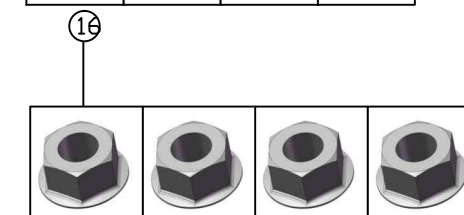

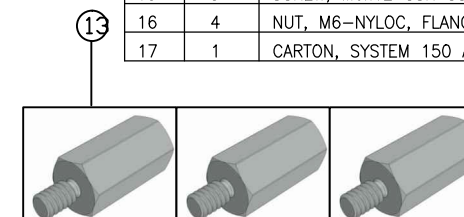


PART NO: AGA4609

PART OF ASSY:



ITEM	QTY	MATERIAL/DESCRIPTION	DWG. NO.	CODE
1	1	INSTALLATION GUIDE	X	AGA4661
2	1	BRACKET, AGI-3/AGI-4 UNIVERSAL	X	AGB1248
3	1	CROSS MEMBER, WINDROWER	X	AFB1250
4	2	SIDE MOUNT LOWER, WINDROWER	X	AGB1252
5	2	SIDE MOUNT UPPER	X	AGB1253
6	4	BOLT M8x20 HEX HD ZP	X	AGF538
7	2	BOLT 5/16-18 UNCx1"	X	AGF539
8	3	SCREW M5x12 SHC/SNK SS	X	AGF541
9	2	GASKET, AGI-3 ROOF MOUNT	X	AGM403
10	4	FIXING HOLE MARKING PLUG	X	AGM404
11	1	ALLEN KEY - 4MM	X	AGU330
12	6	WASHER, M8, FLAT, Z/P	X	F083
13	3	BOLT, STAND OFF AGI-3 TO BRACKET	X	F422
14	2	SWELL LATCH ASSEMBLY	X	F425
15	3	SCREW, M6x12 CSK SS	X	F431
16	4	NUT, M6-NYLOC, FLANGED	X	F466
17	1	CARTON, SYSTEM 150 AGI-3	X	Z270



**TOPCON**  
Precision Agriculture

**Roof bracket installation guide for AGCO wide-cab windrowers**

**Kit AGA4609:** Applies to the following windrowers: Massey Ferguson 9435/9635 wide cab models only.

**WARNING:** This document does not replace any instructions provided by the vehicle manufacturer. Removal of the cab roof should only be undertaken by properly skilled personnel using appropriate safe working practices.

This document provides a guide for the installation of the AGA4609 roof mounting bracket assembly for the AGI-3 on Massey Ferguson wide cab windrowers.

No	Picture	Procedure
1		Remove the fasteners holding the cab roof top in place. Remove the 8 bolts around the tip of the roof as detailed below. <i>Work safely.</i>
		Remove the 4 side bolts (2 on each side of the roof).
		Remove the 2 bolts on the rear of the roof.
		Remove the 2 bolts under the front tip of the roof.

AGA4661 Rev 1.0 Page 1 of 5

COPYRIGHT: THIS DRAWING IS THE PROPERTY OF TOPCON PRECISION AGRICULTURE. IT MAY NOT BE REPRODUCED IN WHOLE OR IN PART WITHOUT THEIR WRITTEN PERMISSION.

UNLESS OTHERWISE STATED, ALL PRINTED COPIES OF THIS DOCUMENT ARE UNCONTROLLED. REFER TO DRAWING REGISTER FOR LATEST RELEASE.

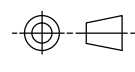
REV	DATE	ECO NO.	DESCRIPTION OF CHANGE	DRWN	APPR'D	MATERIAL	MACHINING TOLERANCES	DRAWN	DATE	PART OF ASSY:	PART NO:	PROJECT:	SHEET SIZE
1.0	19/9/12	688	ORIGINAL RELEASE	KL			X, +/-1 X.X +/-0.2 X.XX AS STATED ANGULAR ±0.25°	KL	19/09/12		AGA4609		A3
							HARNESSTOLERANCES 0-300 +5/-3 300-1000 +10/-5 1000-3000 +20/-10 3000-5000 +40/-20 STRIP LENGTHS +0.5/-0			MACHINE FINISH 3.2 ALL ROUND UNLESS OTHERWISE STATED	MF WINDROWER ROOF BRACKET ASSEMBLY		N/A
										DO NOT SCALE UNLESS OTHERWISE STATED ALL DIMENSIONS ARE IN MILLIMETRES			SHEET 1 OF 1
											00XXXX	SECURITY CLASS CONFIDENTIAL	REV 1.0
												DRAWING STANDARD AS1100	



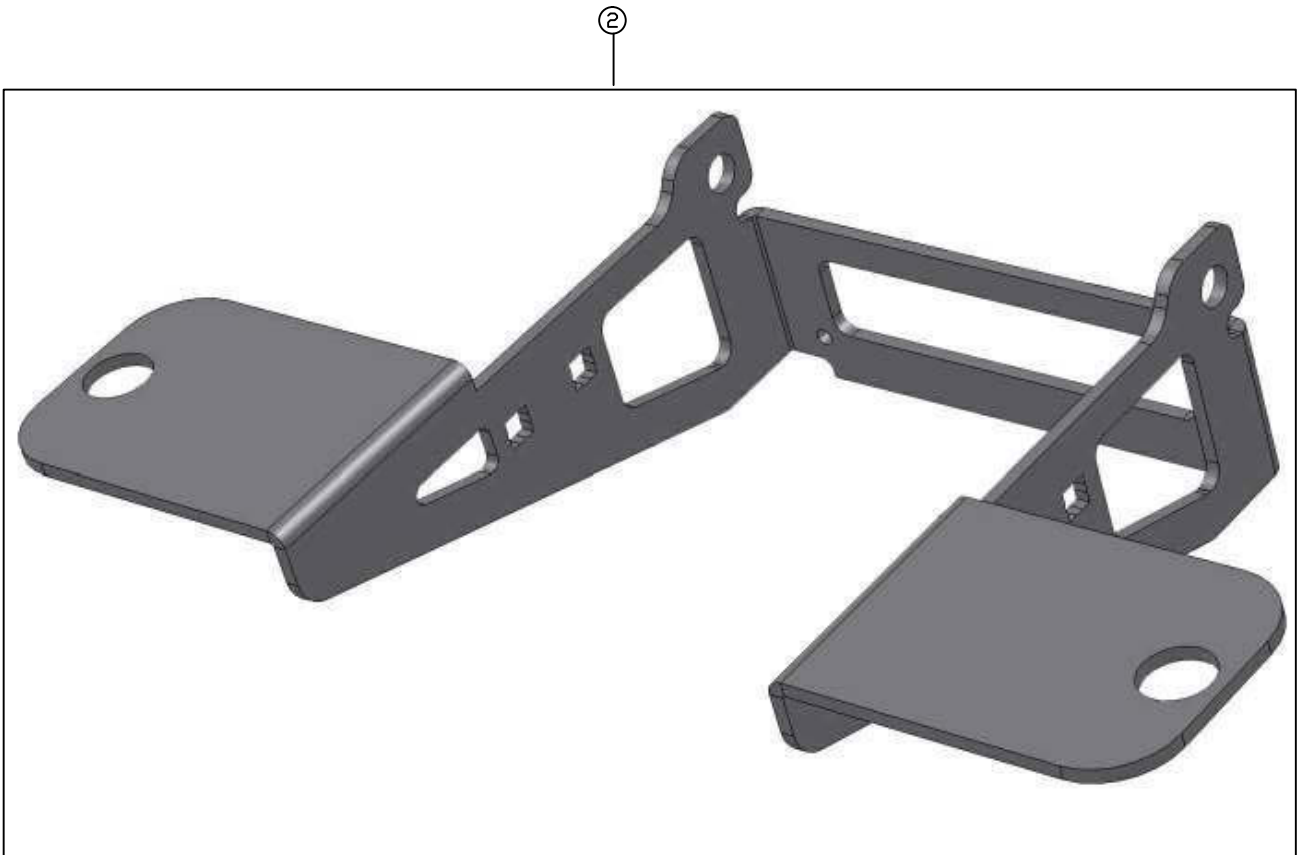
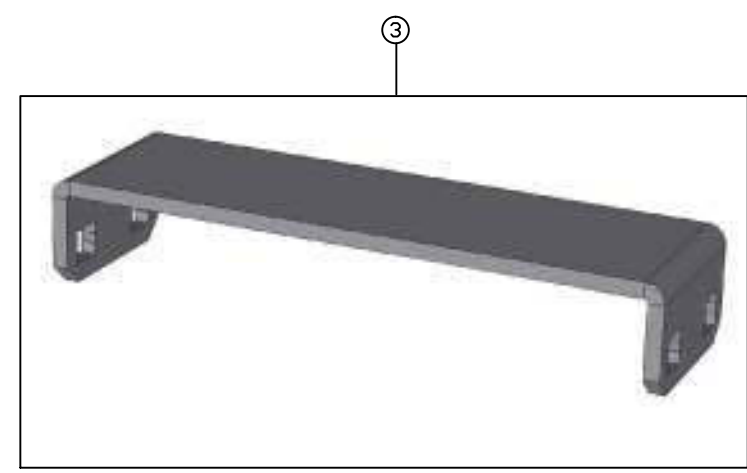
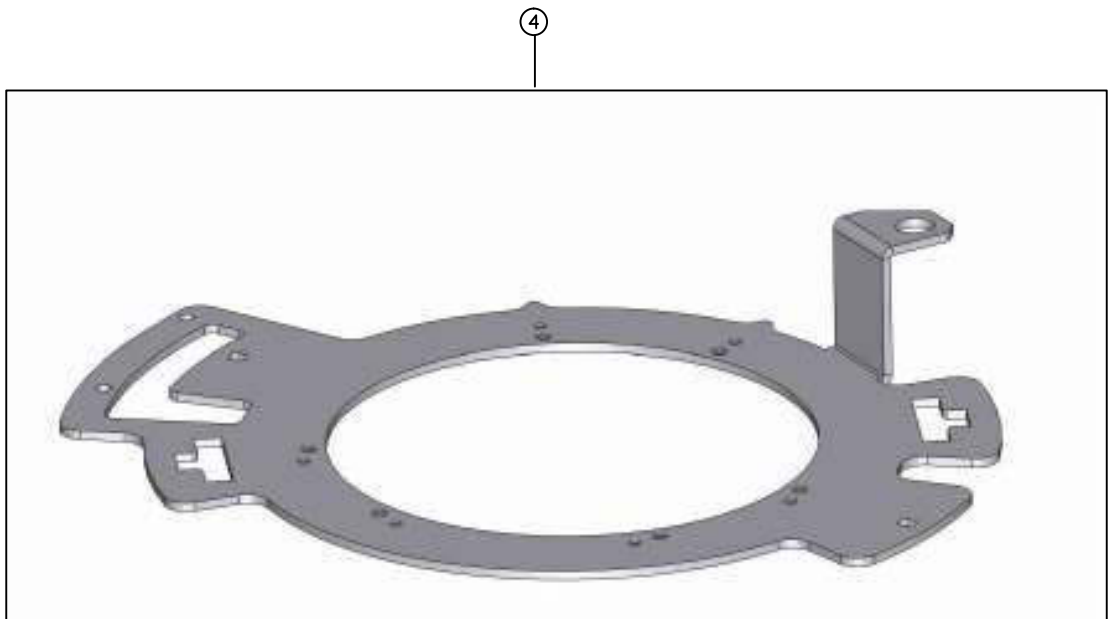
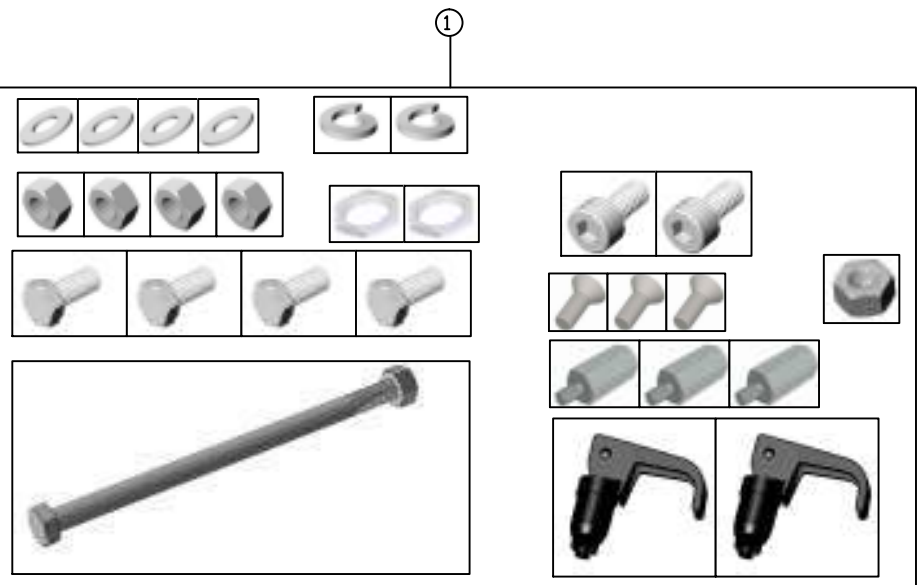
14 PARK WAY  
MAWSON LAKES  
SOUTH AUSTRALIA  
5095  
PH: +61(0)882033300  
FAX: +611300307205  
EMAIL: info@topcon.com  
www.topcon.com

PART NO: A3645

PART OF ASSY:



ITEM	QTY	MATERIAL/DESCRIPTION	DWG. NO.	CODE
1	1	KIT, FASTENER, JOHN DEER MOUNT	X	A3725
2	1	AGI-3 ADAPTOR BRACKET SUIT JD	X	B147
3	1	AGI-3 CROSS BRACE SUIT JD	X	B148
4	1	BRACKET, AGI-3/AGI-4 UNIVERSAL	X	AGB1248
5	1	WARRANTY CARD, AG UNIVERSAL	X	AGW289
6	1	CARTON, SYSTEM 150-AGI-3 JD	X	Z271
7	1	INSERT, SYSTEM 150 AGI-3 JD	X	Z271i
8	1	MANUAL, SYSTEM 150 AGI-3 JD MOUNT	X	A3711



### SYSTEM 150 AGI-3 JD Mount Installation Sheet

- Secure the 3 stand-off bolts into the base of the AGI-3 antenna.
- Line up the holes on the adaptor bracket with the stand-off bolts and fasten with the 3 M6 screws.
- Install the 2 swivel latches to the adaptor bracket as shown.
- Install the cross brace to the John Deere adaptor bracket.
- Attach assembled bracket to the existing antenna bracket on the front of the John Deere tractor rear.
- Secure the AGI-3 mounting bracket to the John Deere antenna bracket. The holes on the mounting bracket should line up with the holes on the John Deere antenna bracket.
- Once the mounting bracket is secure, open the swivel latches and place the assembled AGI-3 antenna onto the mounting bracket.
- Close the swivel latches to secure the AGI-3 antenna in place.

AGI3 Rev 1.4 www.topcon.com

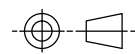
REV	DATE	ECO NO.	DESCRIPTION OF CHANGE	DRWN	APPR'D	MATERIAL	MACHINING TOLERANCES	DRAWN	DATE	PART OF ASSY:	PART NO:	PROJECT:	SHEET SIZE
1.0	27/08/12	634	ORIGINAL RELEASE	KL			X, X.X, X.XX AS STATED ANGULAR ±0.25°	KL	27/08/12		A3645		A3
						FINISH	HARNES TOLERANCES 0-300 +5/-3 300-1000 +10/-5 1000-3000 +20/-10 3000-5000 +40/-20 STRIP LENGTHS +0.5/-0			MACHINE FINISH ALL ROUND UNLESS OTHERWISE STATED			
TITLE: KIT, SYSTEM 150 AGI-3 JD MOUNT DRAWING NO: 00XXXX SECURITY CLASS: CONFIDENTIAL DRAWING STANDARD: AS1100											SCALE: N/A	SHEET 1 OF 1	
14 PARK WAY MAWSON LAKES SOUTH AUSTRALIA 5095 PH: +61(0)882033300 FAX: +611300307205 EMAIL: info@topcon.com www.topcon.com											REV 1.0		

COPYRIGHT: THIS DRAWING IS THE PROPERTY OF TOPCON PRECISION AGRICULTURE. IT MAY NOT BE REPRODUCED IN WHOLE OR IN PART WITHOUT THEIR WRITTEN PERMISSION.

UNLESS OTHERWISE STATED, ALL PRINTED COPIES OF THIS DOCUMENT ARE UNCONTROLLED. REFER TO DRAWING REGISTER FOR LATEST RELEASE.

PART NO: A3734

PART OF ASSY:



ITEM	QTY	MATERIAL/DESCRIPTION	DWG. NO.	CODE
1	1	FASTENER KIT-CASE MOUNT	X	A3735
2	1	SYSTEM 150/AGI-3 GENERIC RING	X	A3736
3	1	BRACKET, AGI-3 UNIVERSAL	X	AGB1248

**SYSTEM 150 AGI-3 Round Mount Installation Sheet**

**Contents of A3734 AGI-3 Case Mount Assembly kit**

ITEM	QTY	DESCRIPTION	NOTE
1	1	FASTENER KIT	
2	1	SYSTEM 150/AGI-3 GENERIC RING	
3	1	BRACKET, AGI-3 UNIVERSAL	

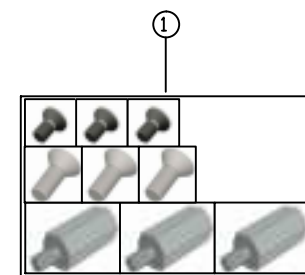
**Contents of A3735 fastener kit**

ITEM	QTY	DESCRIPTION	NOTE
1	1	WASHER	
2	1	LOCKWASHER	
3	1	SCREW	

**Torque settings**

ITEM	POSITION	TORQUE (Nm)	IN LBS
1	WASHER	2	1.5
2	LOCKWASHER	2	1.5
3	SCREW	2	1.5

A3734 Rev 1.0 [www.topcon.com](http://www.topcon.com)



3



REV	DATE	ECO NO.	DESCRIPTION OF CHANGE	DRWN	APPR'D	MATERIAL	MACHINING TOLERANCES	DRAWN	DATE	PART OF ASSY:	PART NO:	PROJECT:	SHEET SIZE	
1.0	18/07/12		ORIGINAL RELEASE	KL			X, +/-1 X.X +/-0.2 X.XX AS STATED ANGULAR ±0.25°	KL	18/07/12		A3734		A3	
						FINISH	HARNESSTOLERANCES 0-300 +5/-3 300-1000 +10/-5 1000-3000 +20/-10 3000-5000 +40/-20 STRIP LENGTHS +0.5/-0	CHECKED	DATE	MACHINE FINISH 3.2 ALL ROUND UNLESS OTHERWISE STATED	AGI-3 CASE MOUNT ASSEMBLY		N/A	
								ENG APPROVAL	DATE	DO NOT SCALE UNLESS OTHERWISE STATED ALL DIMENSIONS ARE IN MILLIMETRES			SHEET 1 OF 1	
								14 PARK WAY MAWSON LAKES SOUTH AUSTRALIA 5095		PH:+61(0)882033300 FAX: +611300307205 EMAIL:info@topcon.com www.topcon.com	DRAWING NO: 002870	SECURITY CLASS CONFIDENTIAL	DRAWING STANDARD AS1100	REV 1.0

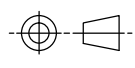
COPYRIGHT: THIS DRAWING IS THE PROPERTY OF TOPCON PRECISION AGRICULTURE. IT MAY NOT BE REPRODUCED IN WHOLE OR IN PART WITHOUT THEIR WRITTEN PERMISSION

UNLESS OTHERWISE STATED, ALL PRINTED COPIES OF THIS DOCUMENT ARE UNCONTROLLED. REFER TO DRAWING REGISTER FOR LATEST RELEASE



PART NO: AGA4457

PART OF ASSY:




2



ITEM	QTY	MATERIAL/DESCRIPTION	DWG. NO.	CODE
1	1	BRACKET, AGI-3 ROOF FENDT 700/800	X	AGB1245
2	1	BRACKET AGI-3/AGI-4 UNIVERSAL	X	AGB1248
3	3	SCREW, M5x12 SHC SNK SS	X	AGF541
4	1	ALLEN KEY 3MM	X	AGU329
5	1	ALLEN KEY 4MM	X	AGU330
6	1	BOX, CARDBOARD 39.5x8x96.5	X	AGZ309
7	3	BOX INSERT 35x7.5x60.6	X	AGZ310
8	2	BOLT, STAND OFF AGI-3 TO BRACKET	X	F422
9	3	SWELL LATCH ASSEMBLY	X	F425
10	1	SCREW M6x12 CSK SS	X	F431

1



10



3



9



8

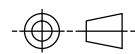


REV	DATE	ECO NO.	DESCRIPTION OF CHANGE	DRWN	APPR'D	MATERIAL	MACHINING TOLERANCES	DRAWN	DATE	PART OF ASSY:	PART NO:	PROJECT:	SHEET SIZE
1.0	19/09/12	634	ORIGINAL RELEASE	KL			X, +/-1 X.X +/-0.2 X.XX AS STATED ANGULAR ±0.25°	KL	19/09/12	PART OF ASSY:	AGA4457		A3
							HARNES TOLERANCES 0-300 +5/-3 300-1000 +10/-5 1000-3000 +20/-10 3000-5000 +40/-20 STRIP LENGTHS +0.5/-0			MACHINE FINISH 3.2 ALL ROUND UNLESS OTHERWISE STATED			N/A
										DO NOT SCALE UNLESS OTHERWISE STATED ALL DIMENSIONS ARE IN MILLIMETRES			SHEET 1.0
											TITLE: KIT, AGI_3 ROOF MOUNT FENDT 700/800		REV A
											DRAWING NO: 00XXXX	SECURITY CLASS CONFIDENTIAL	DRAWING STANDARD AS1100

COPYRIGHT: THIS DRAWING IS THE PROPERTY OF TOPCON PRECISION AGRICULTURE. IT MAY NOT BE REPRODUCED IN WHOLE OR IN PART WITHOUT THEIR WRITTEN PERMISSION

UNLESS OTHERWISE STATED, ALL PRINTED COPIES OF THIS DOCUMENT ARE UNCONTROLLED. REFER TO DRAWING REGISTER FOR LATEST RELEASE

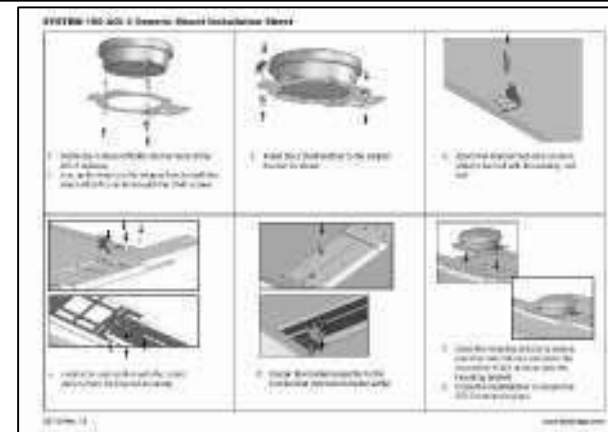



PART NO: AGA5194



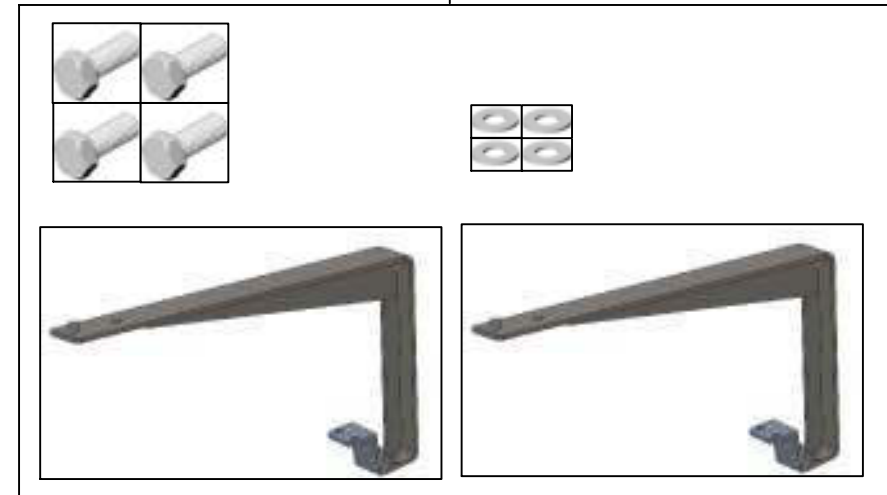
PART OF ASSY:

ITEM	QTY	MATERIAL/DESCRIPTION	DWG. NO.	CODE
1	1	SYSTEM 150 AGI-3 GENERIC MOUNT	X	AGA3644
2	1	KIT, AGI-3 ROOF MOUNT FENDT 900	X	AGA4398
3	1	BOX CARDBOARD, OUTER MULTI PURPOSE	X	AGZ317

①



②



REV	DATE	ECO NO.	DESCRIPTION OF CHANGE	DRWN	APPR'D	MATERIAL	MACHINING TOLERANCES	DRAWN	DATE	PART OF ASSY:	PART NO:	PROJECT:	SHEET SIZE	
1.0	2/05/13	1015	ORIGINAL RELEASE	KL			X X.X +/-1 X.XX +/-0.2 X.XX AS STATED ANGULAR ±0.25°	KL	2/05/13		AGA5194		A3	
						FINISH	HARNES TOLERANCES 0-300 +5/-3 300-1000 +10/-5 1000-3000 +20/-10 3000-5000 +40/-20 STRIP LENGTHES +0.5/-0	CHECKED	DATE	MACHINE FINISH 3.2 ALL ROUND UNLESS OTHERWISE STATED	KIT, FENDT 900 BRACKET		SCALE N/A	
								ENG APPROVAL	DATE	DO NOT SCALE UNLESS OTHERWISE STATED ALL DIMENSIONS ARE IN MILLIMETRES	DRAWING NO: 00XXXX	SECURITY CLASS CONFIDENTIAL	DRAWING STANDARD AS1100	SHEET 1 OF 1
								14 PARK WAY MAWSON LAKES SOUTH AUSTRALIA 5095		PH:+61(0)882033300 FAX: +611300307205 EMAIL:info@topcon.com www.topcon.com		REV 1.0		

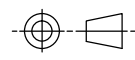
COPYRIGHT: THIS DRAWING IS THE PROPERTY OF TOPCON PRECISION AGRICULTURE. IT MAY NOT BE REPRODUCED IN WHOLE OR IN PART WITHOUT THEIR WRITTEN PERMISSION

UNLESS OTHERWISE STATED, ALL PRINTED COPIES OF THIS DOCUMENT ARE UNCONTROLLED. REFER TO DRAWING REGISTER FOR LATEST RELEASE



PART NO: AGA4385

PART OF ASSY:



ITEM	QTY	MATERIAL/DESCRIPTION	DWG. NO.	CODE
1	1	QUICK REF GUIDE, CLAAS AES-25	X	AGA4505
2	1	BRACKET, AGI-3/AGI-4 UNIVERSAL	X	AGB1248
3	3	SCREW, M5x12 SHC/SNK SS	X	AGF541
4	2	SCREW, M12x30 SH C/SK ZP	X	AGF546
5	3	BOLT, STAND OFF AGI-3 TO BRACKET	X	F422
6	3	SCREW, M6x12 CSK SS	X	F431
7	1	CROSS BAR, AGI-3 MOUNT, JACTO	X	AGB1232
8	1	MOUNT, AGI-3 BASE CLAAS COMBINE	X	AGB1241
9	2	SWELL LATCH ASSEMBLY	X	F425
10	4	SCREW NO12x1.25" P/H S/TAP ZP	X	F350
11	1	BOX, CARDBOARD 45x20x14CM	X	Z103

2



6



4



10



3

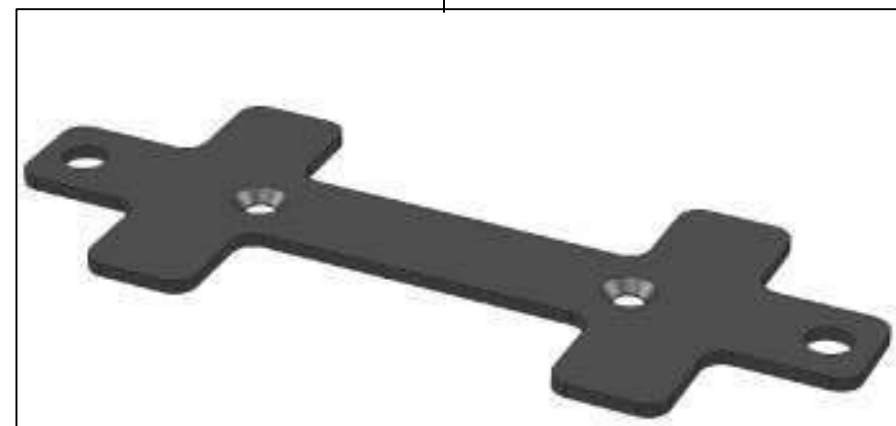


1

9



7



8



5



**AGI-3 Mount for Claas Combine Procedure**

The following procedure explains how to install the AGI-3 mounting bracket on the following tractors:

- Claas Lexion
- CAT Lexion Combine range

No	Picture	Procedure
1		Remove 4 factory plate screws and remove the plate.  Drill out the holes using a 13/16" drill.  Drill the holes all the way through the roof as the new screws are longer than previously removed.
2		Secure the AGI-3 base with 4 screws supplied.

AG4385 Rev L3 www.topconpw.com

REV	DATE	ECO NO.	DESCRIPTION OF CHANGE	DRWN	APPR'D	MATERIAL	MACHINING TOLERANCES	DRAWN	DATE	PART OF ASSY:	PART NO:	PROJECT:	SHEET SIZE
1.0	20/09/12	561	ORIGINAL RELEASES	KL			X, X.X, X.XX AS STATED ANGULAR ±0.25°	KL	20/09/12		AGA4385		A3
							HARNES TOLERANCES 0-300 +5/-3 300-1000 +10/-5 1000-3000 +20/-10 3000-5000 +40/-20 STRIP LENGTHS +0.5/-0						N/A
													SHEET 1 OF 1
													REV A

COPYRIGHT: THIS DRAWING IS THE PROPERTY OF TOPCON PRECISION AGRICULTURE. IT MAY NOT BE REPRODUCED IN WHOLE OR IN PART WITHOUT THEIR WRITTEN PERMISSION

UNLESS OTHERWISE STATED, ALL PRINTED COPIES OF THIS DOCUMENT ARE UNCONTROLLED. REFER TO DRAWING REGISTER FOR LATEST RELEASE

# *System 350*

## *AES-25 Electric Steering Options*

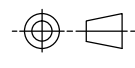


### **Contents**

- AGA5296
- AGA4124

PART NO: AGA5296

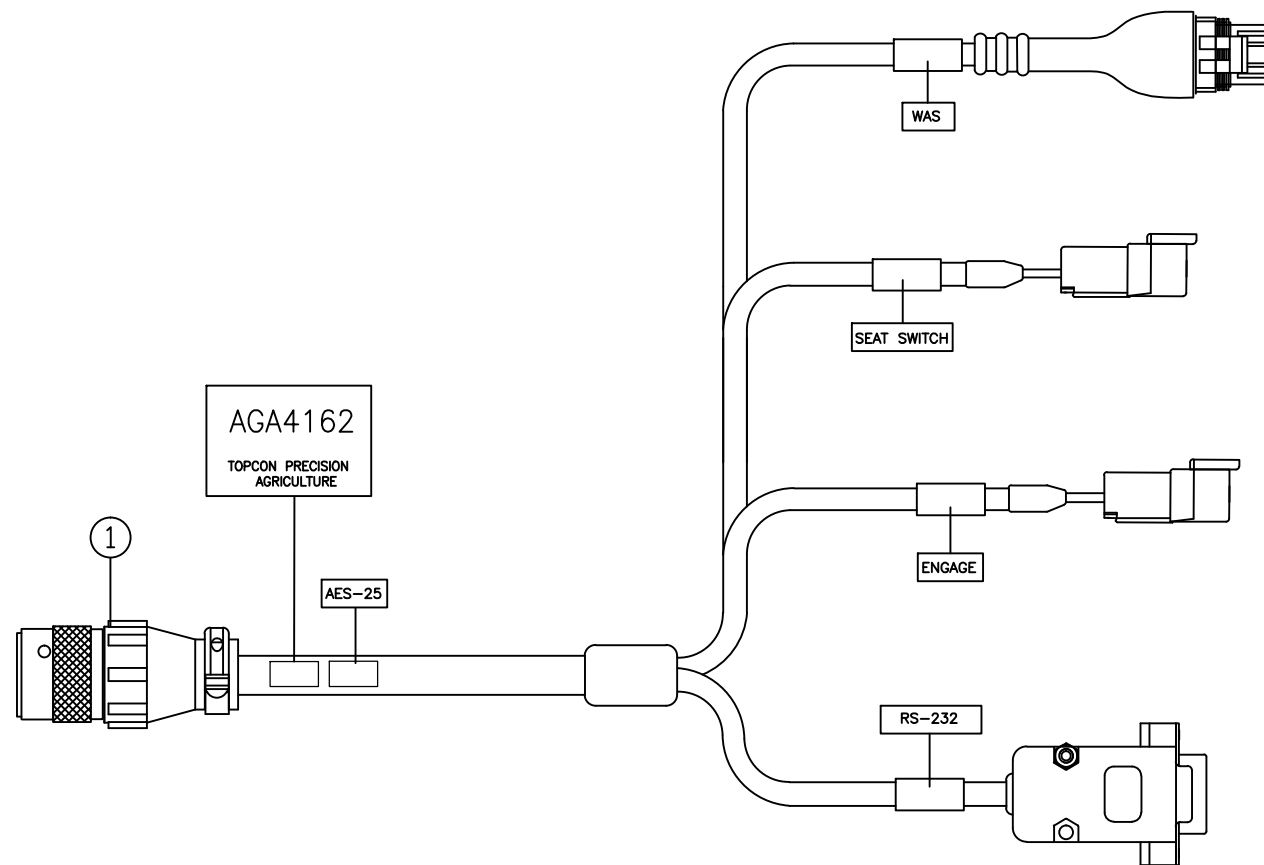
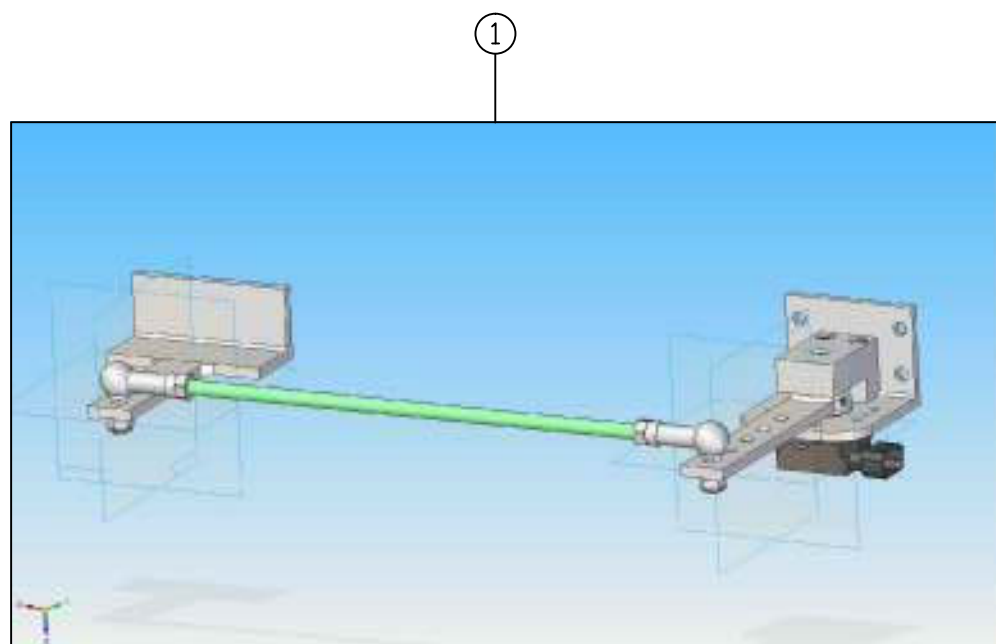
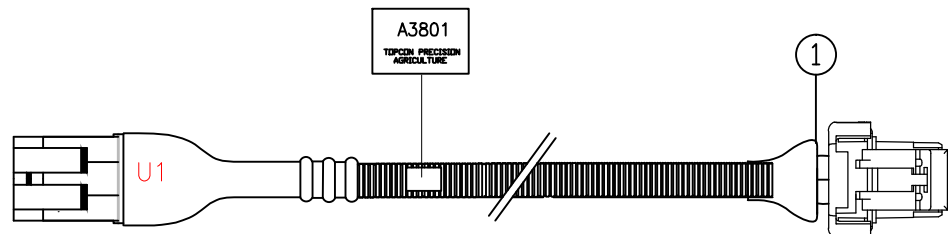
PART OF ASSY:



1



ITEM	QTY	MATERIAL/DESCRIPTION	DWG. NO.	CODE
1	1	ASSY, WHEEL ANGLE SENSOR	X	A3605
2	1	PRO STEER WHEEL ANGLE SENSOR	X	A3660
3	1	WHEEL ANGLE SENSOR INSTALL	X	A3717
4	1	HRNS, WAS FOR AES-25 ENG VER	X	AGA4162
1	1	CARTON, CARDBOARD	X	AGZ319



REV	DATE	ECO NO.	DESCRIPTION OF CHANGE	DRWN	APPR'D	MATERIAL	MACHINING TOLERANCES	DRAWN	DATE	PART OF ASSY:	PART NO:	PROJECT:	SHEET SIZE
1.0	9/05/13	1082	ORIGINAL RELEASE	KL			X, X.X, X.XX AS STATED ANGULAR ±0.25°	KL	8/05/13		AGA5296		A3
							HARNES TOLERANCES 0-300 +5/-3 300-1000 +10/-5 1000-3000 +20/-10 3000-5000 +40/-20 STRIP LENGTHS +0.5/-0				KIT, AES-25 WHEEL ANGLE SENSOR		N/A
													SHEET 1 OF 1
													REV 1.0



14 PARK WAY  
MAWSON LAKES  
SOUTH AUSTRALIA  
5095  
PH: +61(0)882033300  
FAX: +611300307205  
EMAIL: info@topcon.com  
www.topcon.com

DRAWING NO: 004540

SECURITY CLASS  
CONFIDENTIAL

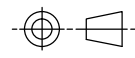
DRAWING STANDARD  
AS1100

COPYRIGHT: THIS DRAWING IS THE PROPERTY OF TOPCON PRECISION AGRICULTURE. IT MAY NOT BE REPRODUCED IN WHOLE OR IN PART WITHOUT THEIR WRITTEN PERMISSION.

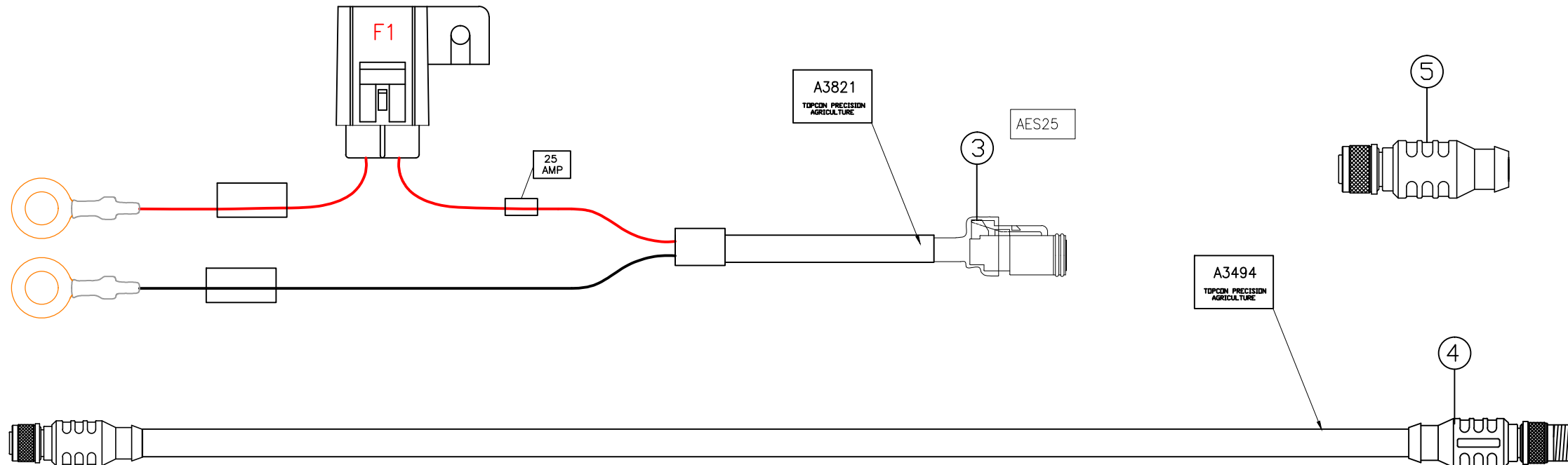
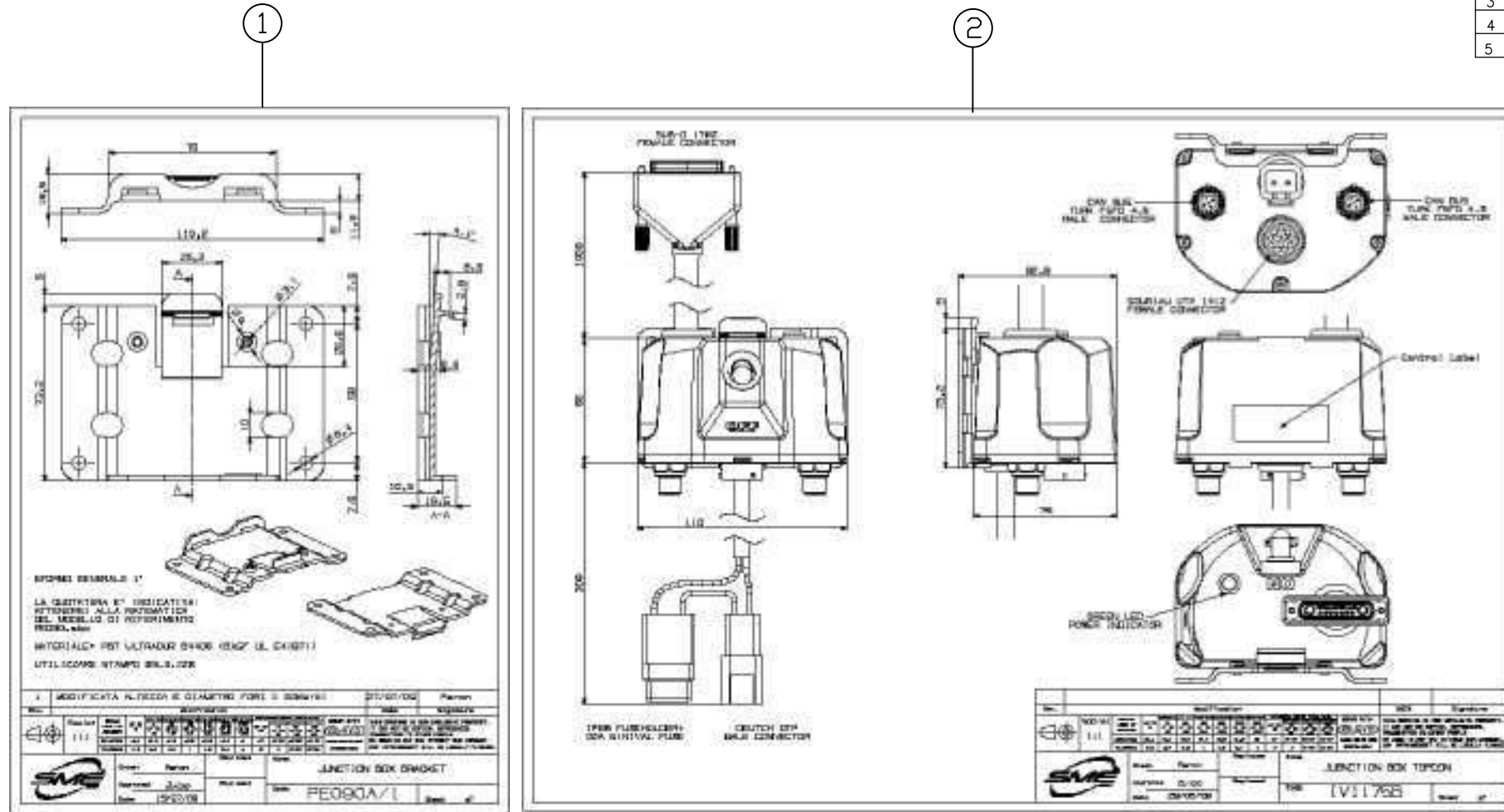
UNLESS OTHERWISE STATED, ALL PRINTED COPIES OF THIS DOCUMENT ARE UNCONTROLLED. REFER TO DRAWING REGISTER FOR LATEST RELEASE.

PART NO: AGA4124

PART OF ASSY:



ITEM	QTY	MATERIAL/DESCRIPTION	DWG. NO.	CODE
1	1	ELEC STEER JNCTN BOX MNTG BRKT	X	AGA3873
2	1	ASSY, AES-25 PWR STEER JCTN BOX	X	A3819
3	1	HRNS/ ELEC STEER PWR STEER	X	A3821
4	1	CAN EXTENSION 3 METRES	X	A3494
5	1	CAN TERMINATOR FEMALE TURCK	X	Y1071



REV	DATE	ECO NO.	DESCRIPTION OF CHANGE	DRWN	APPR'D	MATERIAL	MACHINING TOLERANCES	DRAWN	DATE	PART OF ASSY:	PART NO:	PROJECT:	SHEET SIZE
1.0	18/06/12	-	ORIGINAL RELEASE	KL			X, +/-1 X.X +/-0.2 X.XX AS STATED ANGULAR ±0.25°	KL	18/06/12		AGA4124		A3
							HARNES TOLERANCES 0-300 +5/-3 300-1000 +10/-5 1000-3000 +20/-10 3000-5000 +40/-20 STRIP LENGTHS +0.5/-0						N/A
													SHEET 1 OF 1
													REV 1.0

COPYRIGHT: THIS DRAWING IS THE PROPERTY OF TOPCON PRECISION AGRICULTURE. IT MAY NOT BE REPRODUCED IN WHOLE OR IN PART WITHOUT THEIR WRITTEN PERMISSION.

UNLESS OTHERWISE STATED, ALL PRINTED COPIES OF THIS DOCUMENT ARE UNCONTROLLED. REFER TO DRAWING REGISTER FOR LATEST RELEASE.



# *System 350*

## *Steer-Ready*



### **Contents**

- Base Kit
- Harness Kits
- Receiver Mounting Bracket Kits

# *System 350*

## *Steer-Ready Base Kit*



*X30 Console*

*AGI-3 Receiver/  
Steering Controller*

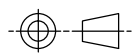
*AGI-4 Receiver/  
Steering Controller*

*ACU-1 Interface*

### **Contents**

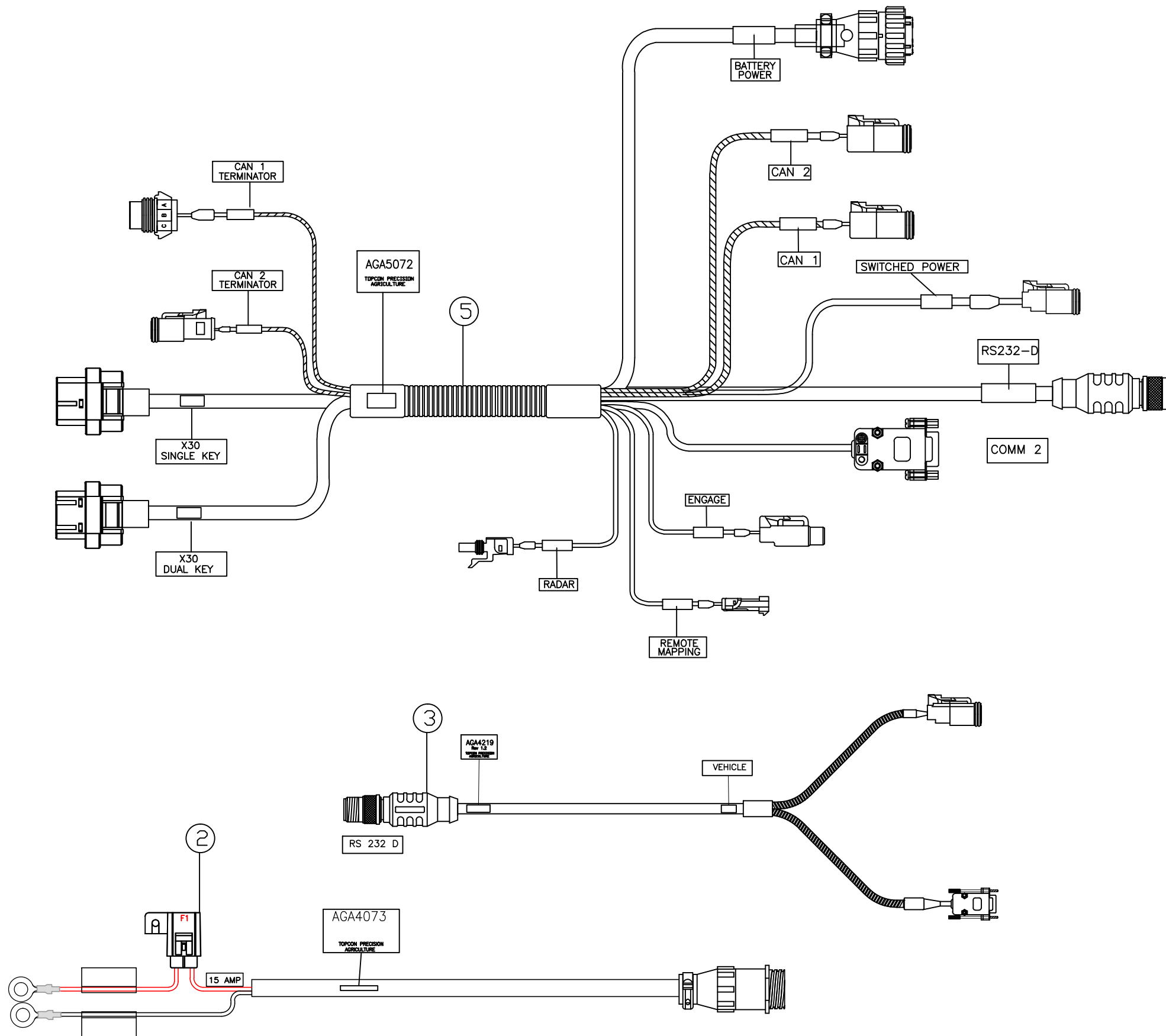
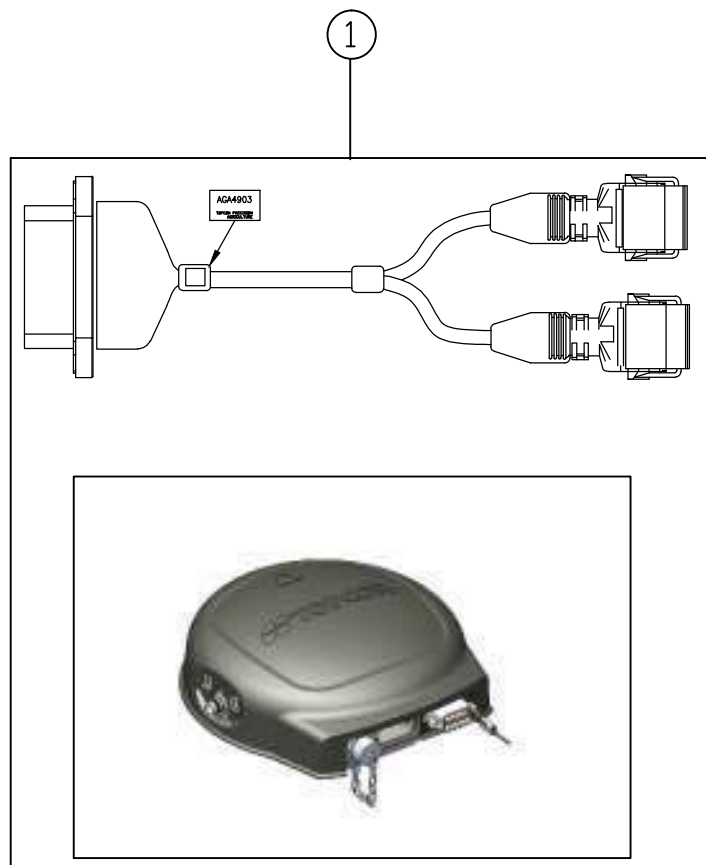
- 1002374-01
- AGA5250
- AGA5249

PART NO: 1002374-01



PART OF ASSY:

ITEM	QTY	MATERIAL/DESCRIPTION	DWG. NO.	CODE
1	1	ASSY, AGI-4 AM	X	01-104701-1
2	1	HRNS, X30 POWER	X	AGA4073
3	1	HRNS SYS250/350 AGCO COMMS	X	AGA4219
4	1	X30 TPA COMP W/SOFTWARE	X	AGA4477
5	1	HRNS, X30 ISOBUS/COMS	X	AGA5072



REV	DATE	ECO NO.	DESCRIPTION OF CHANGE	DRWN	APPR'D	MATERIAL	MACHINING TOLERANCES	DRAWN	DATE	PART OF ASSY:	PART NO:	PROJECT:	SHEET SIZE
1.0	24/04/13	-	ORIGINAL RELEASE	KL			X, +/-1 X.X +/-0.2 X.XX AS STATED ANGULAR ±0.25°	KL	24/04/13		1002374-01		A3
							HARNES TOLERANCES 0-300 +5/-3 300-1000 +10/-5 1000-3000 +20/-10 3000-5000 +40/-20 STRIP LENGTHS +0.5/-0	CHECKED	DATE	MACHINE FINISH 3.2 ALL ROUND UNLESS OTHERWISE STATED	DO NOT SCALE UNLESS OTHERWISE STATED ALL DIMENSIONS ARE IN MILLIMETRES		N/A
								ENG APPROVAL	DATE		TITLE: KIT, SYS 350 WITH AGI-4		SHEET 1 OF 1
											DRAWING NO: 004518	SECURITY CLASS CONFIDENTIAL	REV 1.0
												DRAWING STANDARD AS1100	

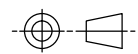


14 PARK WAY  
MAWSON LAKES  
SOUTH AUSTRALIA  
5095  
PH: +61(0)882033300  
FAX: +611300307205  
EMAIL: info@topcon.com  
www.topcon.com

UNLESS OTHERWISE STATED, ALL PRINTED COPIES OF THIS DOCUMENT ARE UNCONTROLLED. REFER TO DRAWING REGISTER FOR LATEST RELEASE

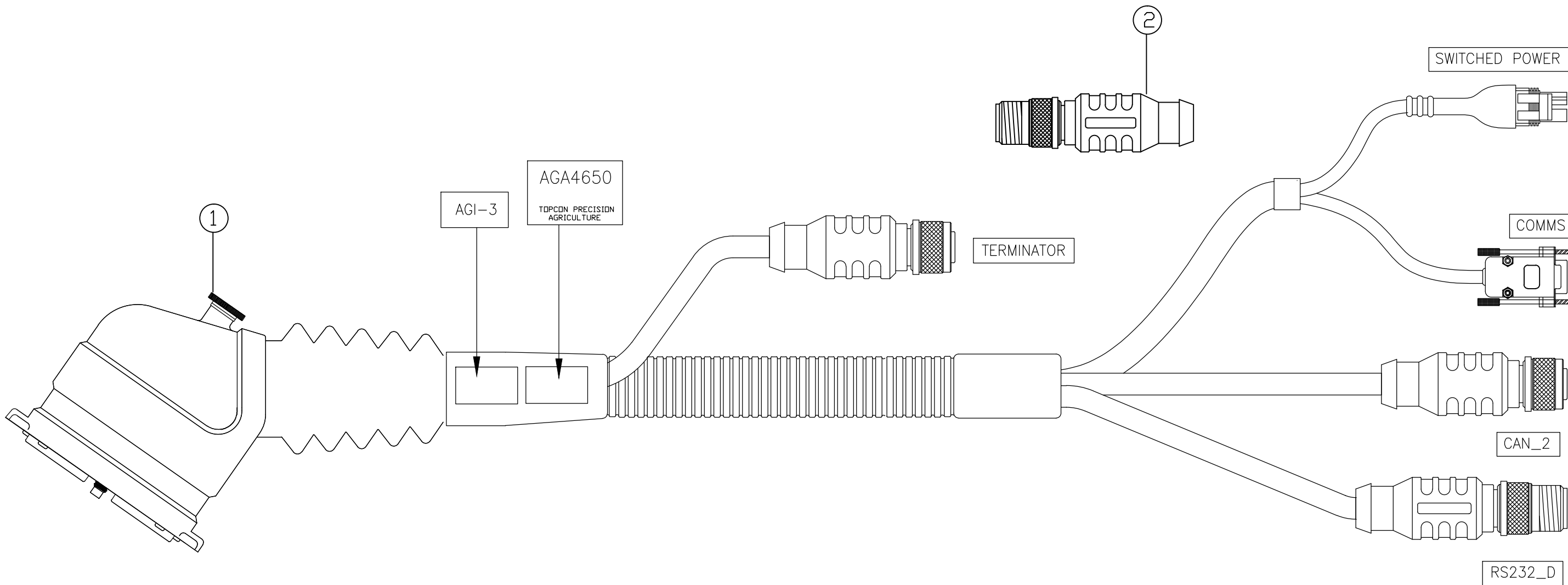
COPYRIGHT: THIS DRAWING IS THE PROPERTY OF TOPCON PRECISION AGRICULTURE. IT MAY NOT BE REPRODUCED IN WHOLE OR IN PART WITHOUT THEIR WRITTEN PERMISSION

PART NO: AGA5250



PART OF ASSY:

ITEM	QTY	MATERIAL/DESCRIPTION	DWG. NO.	CODE
1	1	HRNS, AGI-3 GENERIC POWER COMMS	X	AGA4650
2	1	CAN TERMINATOR MALE TURCK	X	Y1073



COPYRIGHT: THIS DRAWING IS THE PROPERTY OF TOPCON PRECISION AGRICULTURE. IT MAY NOT BE REPRODUCED IN WHOLE OR IN PART WITHOUT THEIR WRITTEN PERMISSION

UNLESS OTHERWISE STATED, ALL PRINTED COPIES OF THIS DOCUMENT ARE UNCONTROLLED. REFER TO DRAWING REGISTER FOR LATEST RELEASE

REV	DATE	ECO NO.	DESCRIPTION OF CHANGE	DRWN	APPR'D	MATERIAL	MACHINING TOLERANCES	DRAWN	DATE	PART OF ASSY:	PART NO:	PROJECT:	SHEET SIZE
1.0	24/04/13	1128	ORIGINAL RELEASE	KL			X, +/-1 X.X +/-0.2 X.XX AS STATED ANGULAR ±0.25°	KL	24/04/13		AGA5250		A3
						FINISH	HARNES TOLERANCES 0-300 +5/-3 300-1000 +10/-5 1000-3000 +20/-10 3000-5000 +40/-20 STRIP LENGTHES +0.5/-0	CHECKED	DATE	MACHINE FINISH 3.2 ALL ROUND UNLESS OTHERWISE STATED	DO NOT SCALE UNLESS OTHERWISE STATED ALL DIMENSIONS ARE IN MILLIMETRES	TITLE: KIT, HRNS, SYSTEM 350	SCALE N/A
								ENG APPROVAL	DATE		DRAWING NO: 004519	SECURITY CLASS CONFIDENTIAL	DRAWING STANDARD AS1100
													SHEET 1 OF 1
													REV 1.0

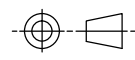


14 PARK WAY  
MAWSON LAKES  
SOUTH AUSTRALIA  
5095  
PH: +61(0)882033300  
FAX: +611300307205  
EMAIL: info@topcon.com  
www.topcon.com



PART NO: AGA5249

PART OF ASSY:

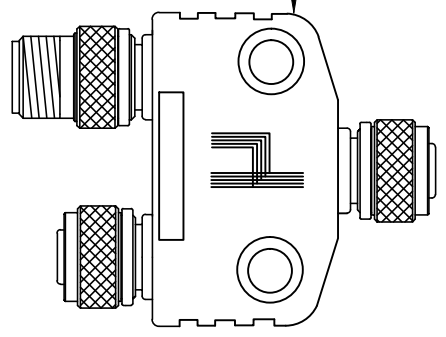


1

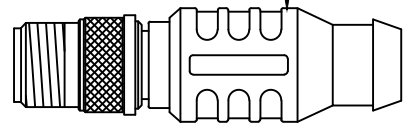


ITEM	QTY	MATERIAL/DESCRIPTION	DWG. NO.	CODE
1	1	ACU-1 COMPLETE ASSEMBLY	X	3601
2	1	SYS150 CONSOLE POWER	X	A3626
3	1	CABLE TIE 380mm X 4.8mm	X	Y004
4	1	CAN TERMINATOR MALE TURCK	X	Y1073
5	1	CAN TEE, FEMALE-FEMALE-MALE	X	Y1091

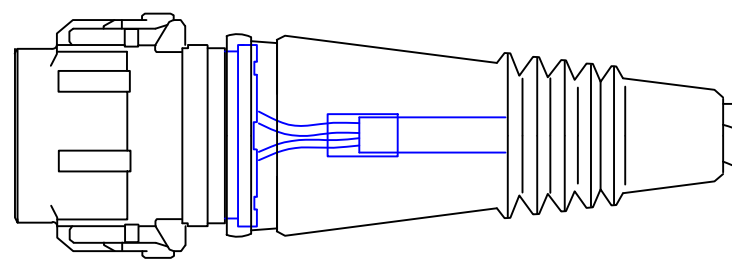
5



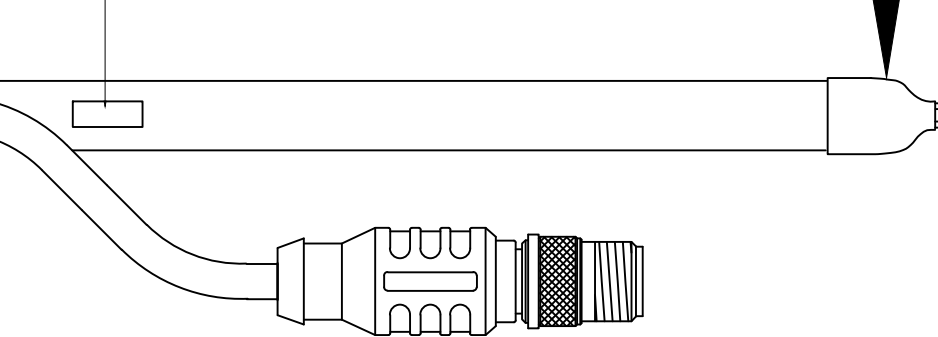
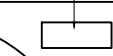
4



CONSOLE



A3626  
TOPCON PRECISION  
AGRICULTURE



PWR

2

CAN B

REV	DATE	ECO NO.	DESCRIPTION OF CHANGE	DRWN	APPR'D	MATERIAL	MACHINING TOLERANCES	DRAWN	DATE	PART OF ASSY:	PART NO:	PROJECT:	SHEET SIZE					
1.0	26/02/13	1067	ORIGINAL RELEASE	KL			X, +/-1 X.X +/-0.2 X.XX AS STATED ANGULAR ±0.25°	KL	26/02/13		AGA5249		A3					
							HARNES TOLERANCES 0-300 +5/-3 300-1000 +10/-5 1000-3000 +20/-10 3000-5000 +40/-20 STRIP LENGTHS +0.5/-0						N/A					
													SHEET 1 OF 1					
<p>FINISH</p> <p>DO NOT SCALE UNLESS OTHERWISE STATED ALL DIMENSIONS ARE IN MILLIMETRES</p> <p>ALL ROUND UNLESS OTHERWISE STATED</p> <p>PH: +61(0)882033300 FAX: +611300307205 EMAIL: info@topcon.com www.topcon.com</p>																		
<p>14 PARK WAY MAWSON LAKES SOUTH AUSTRALIA 5095</p>											DRAWING NO:	00XXXX	SECURITY CLASS	CONFIDENTIAL	DRAWING STANDARD	AS1100	REV	1.0

COPYRIGHT: THIS DRAWING IS THE PROPERTY OF TOPCON PRECISION AGRICULTURE. IT MAY NOT BE REPRODUCED IN WHOLE OR IN PART WITHOUT THEIR WRITTEN PERMISSION

UNLESS OTHERWISE STATED, ALL PRINTED COPIES OF THIS DOCUMENT ARE UNCONTROLLED. REFER TO DRAWING REGISTER FOR LATEST RELEASE

# ***System 350***

## ***Steer-Ready Harness Kits***



*X30 Console*

*ACU-1 Interface*

*AGI-3 Receiver/  
Steering Controller*

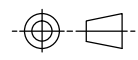
*AGI-4 Receiver/  
Steering Controller*

### **Contents**


- AGA5145
- AGA5141
- AGA5142
- AGA5139
- AGA5143
- AGA5144
- AGA5138
- AGA5137
- AGA5135
- AGA5027

PART NO: AGA5145


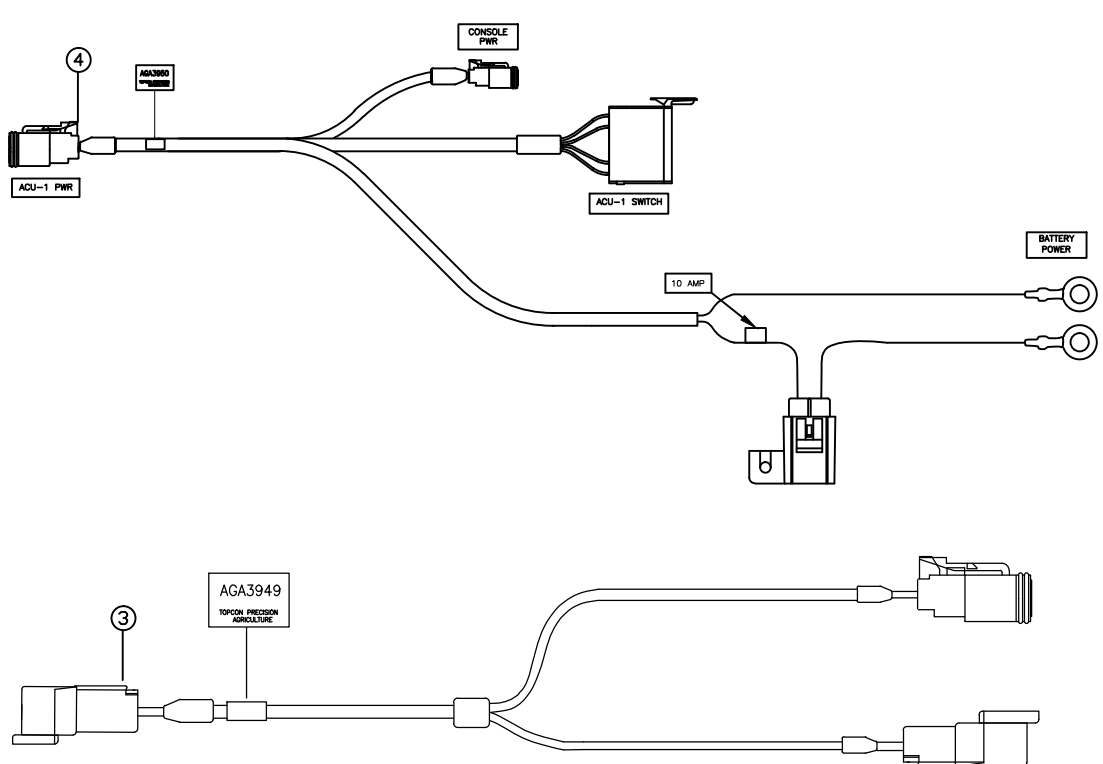
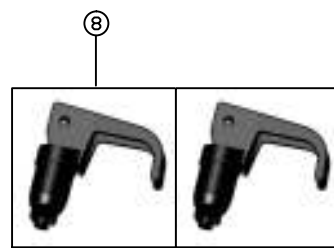
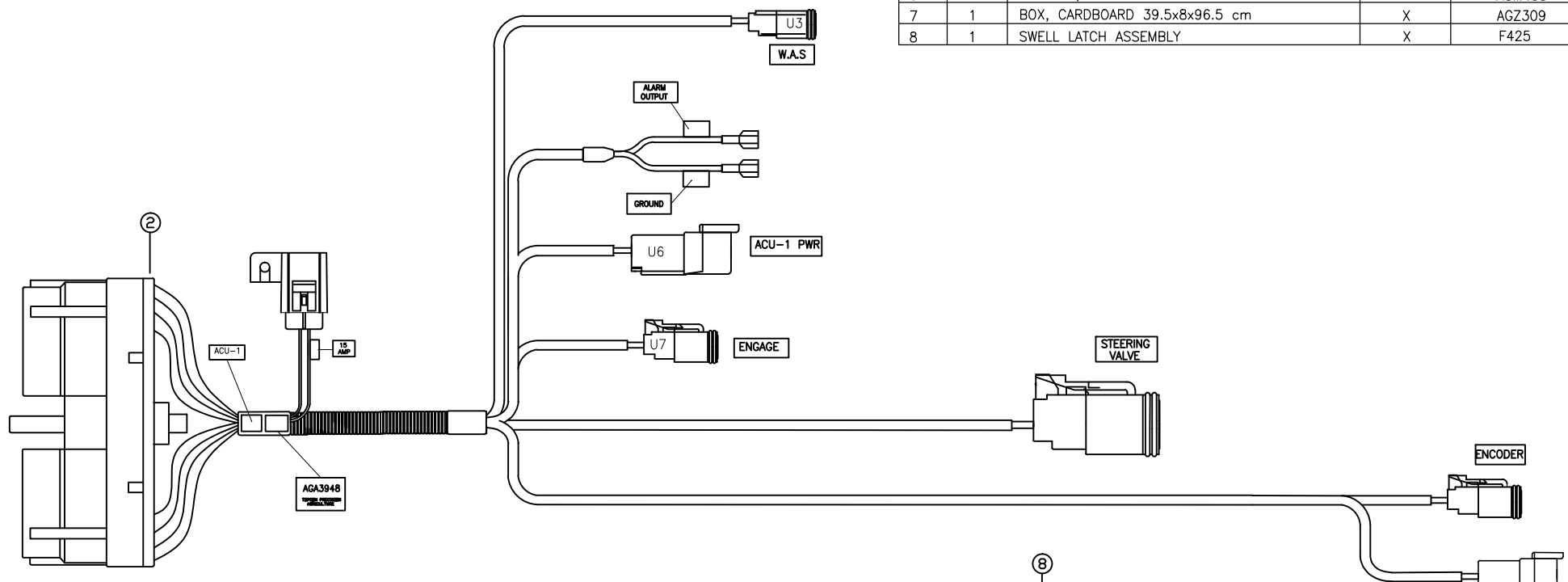
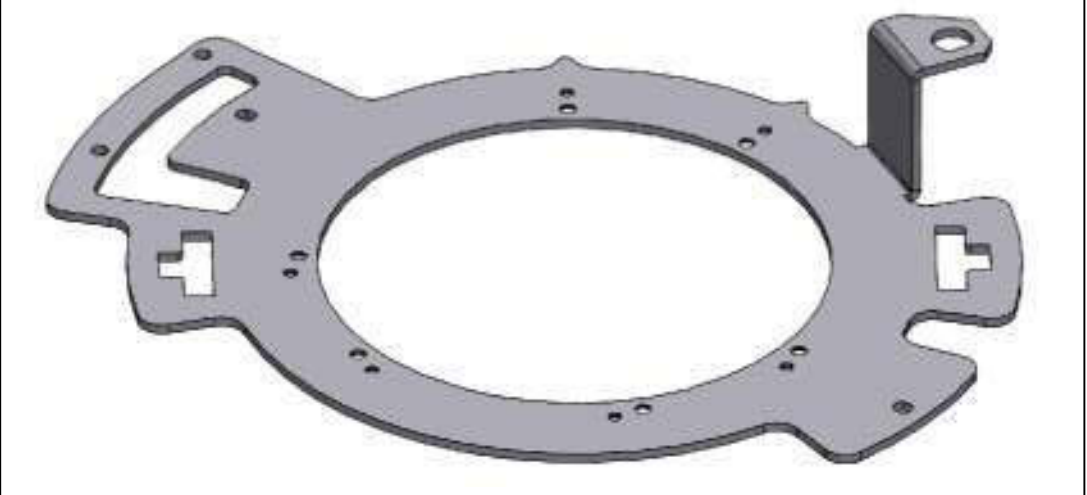
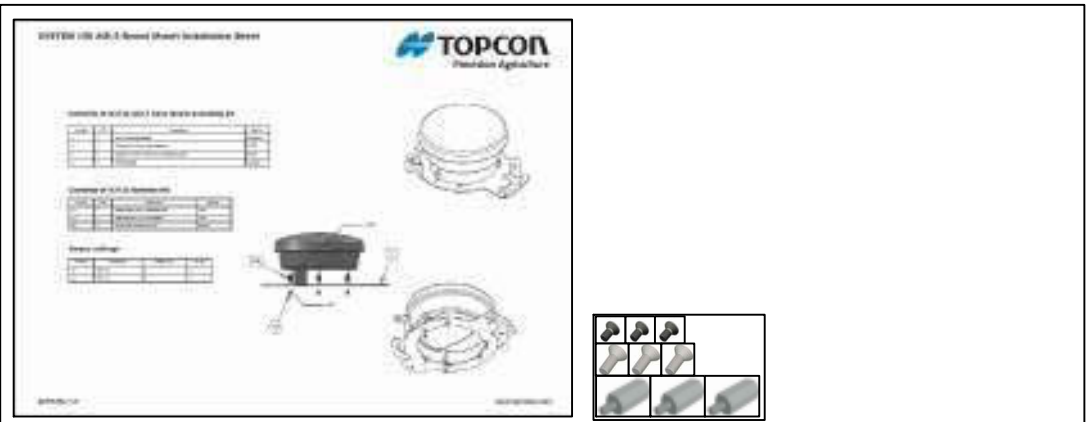
PART OF ASSY:



6



1



ITEM	QTY	MATERIAL/DESCRIPTION	DWG. NO.	CODE
1	1	AGI-3 CASE MOUNT ASSEMBLY	X	A3734
2	1	HRNS, SYSTEM 150 CASE 7x10/8x10	X	AGA3948
3	1	HRNS, WAS CASE 7x10/8x10/8x20	X	AGA3949
4	1	HRNS, SYSTEM 150 ACU-1 CASE 7x10	X	AGA3950
5	1	MANUAL, CASE COMBINE AGI-3	X	AGA4200
6	1	BRACKET, CASE 1020 SERIES AGI-3	X	AGM453
7	1	BOX, CARDBOARD 39.5x8x96.5 cm	X	AGZ309
8	1	SWELL LATCH ASSEMBLY	X	F425

REV	DATE	ECO NO.	DESCRIPTION OF CHANGE	DRWN	APPR'D	MATERIAL	MACHINING TOLERANCES	DRAWN	DATE	PART OF ASSY:	PART NO:	PROJECT:	SHEET SIZE
1.0	18/07/13	983	ORIGINAL RELEASE	KL			X, +/-1 X.X +/-0.2 X.XX AS STATED ANGULAR ±0.25°	KL	18/07/13		AGA5145		A3
							HARNES TOLERANCES 0-300 +5/-3 300-1000 +10/-5 1000-3000 +20/-10 3000-5000 +40/-20 STRIP LENGTHS +0.5/-0						N/A
													SHEET 1 OF 1
													REV 1.0

COPYRIGHT: THIS DRAWING IS THE PROPERTY OF TOPCON PRECISION AGRICULTURE. IT MAY NOT BE REPRODUCED IN WHOLE OR IN PART WITHOUT THEIR WRITTEN PERMISSION.

UNLESS OTHERWISE STATED, ALL PRINTED COPIES OF THIS DOCUMENT ARE UNCONTROLLED. REFER TO DRAWING REGISTER FOR LATEST RELEASE.



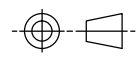




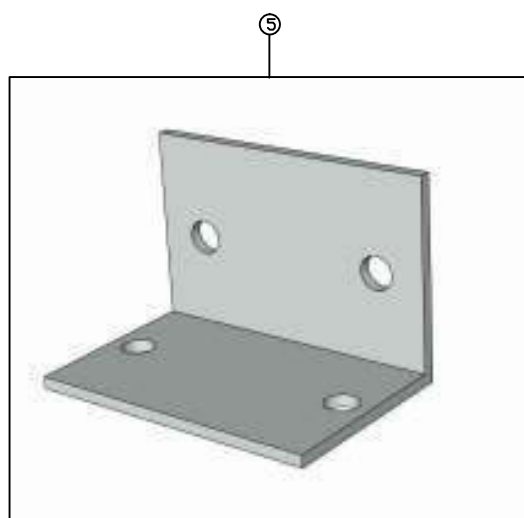
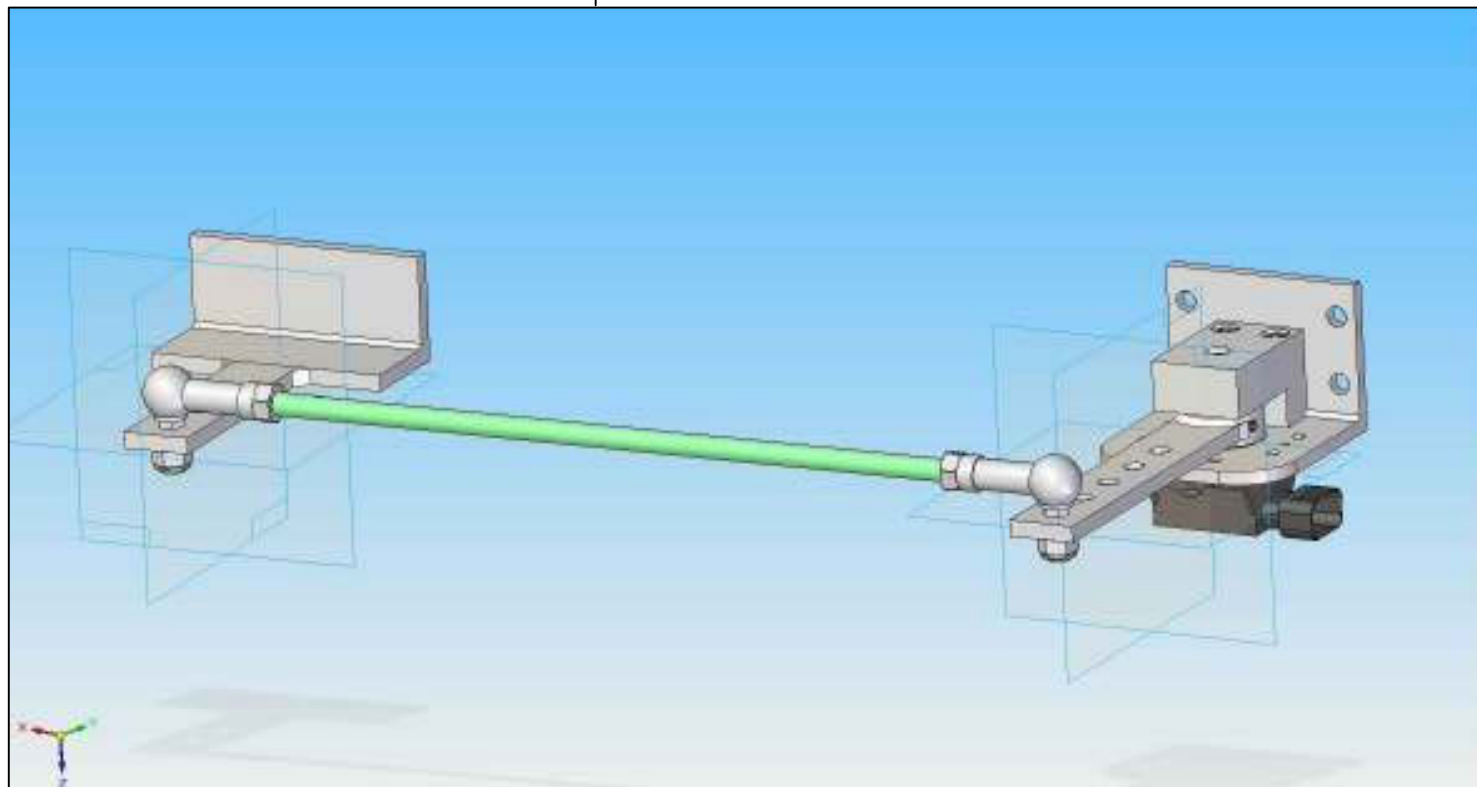
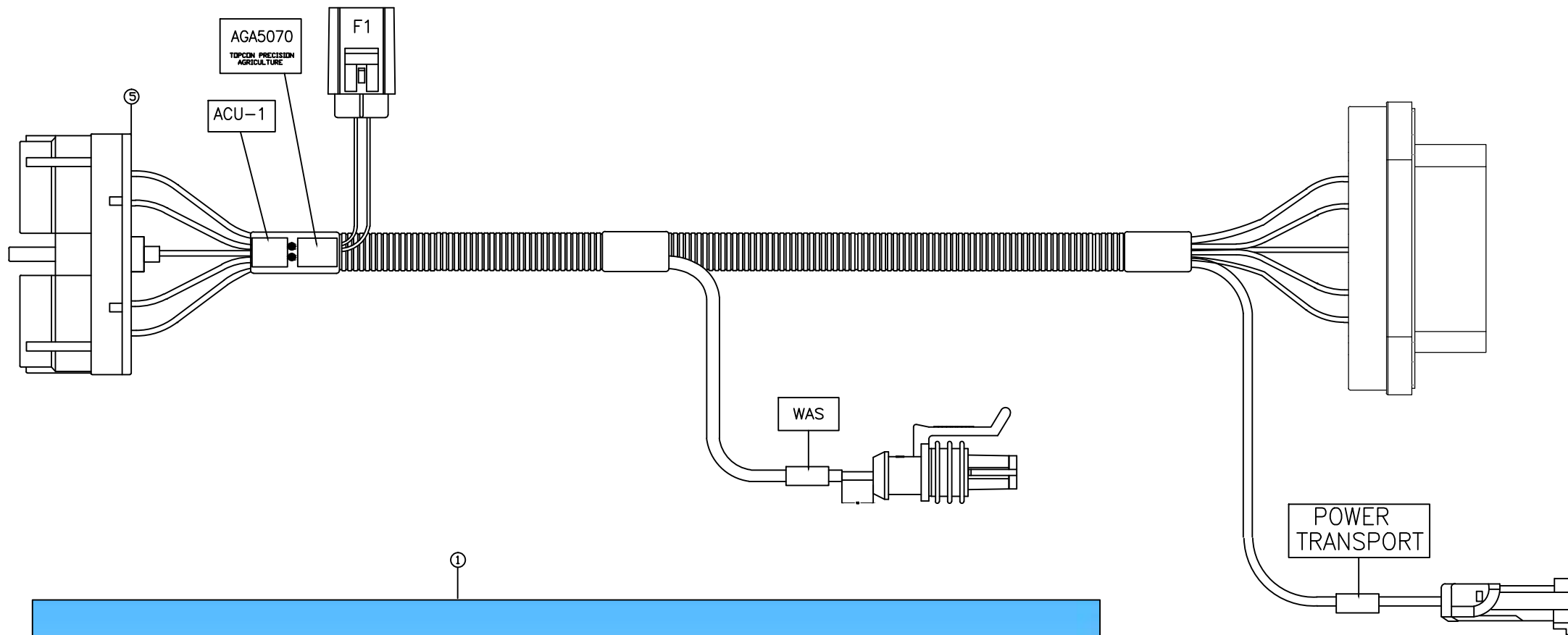


PART NO: AGA5143

PART OF ASSY:



ITEM	QTY	MATERIAL/DESCRIPTION	DWG. NO.	CODE
1	1	ASSY, WHEEL ANGLE SENSOR	X	A3605
2	1	WHEEL ANGLE SENSOR INSTALL	X	A3717
3	1	INSTALL GUIDE SUIT AGA4292	X	AGA4293
4	1	HRNS, SYS15 STEER INTERFACE	X	AGA5070
5	1	BRACKET, WAS GENERIC MOUNTING	X	AGM383



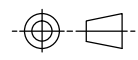
REV	DATE	ECO NO.	DESCRIPTION OF CHANGE	DRWN	APPR'D	MATERIAL	MACHINING TOLERANCES	DRAWN	DATE	PART OF ASSY:	PART NO:	PROJECT:	SHEET SIZE	
1.0	18/07/13	983	ORIGINAL RELEASE	KL			X, +/-1 X.X +/-0.2 X.XX AS STATED ANGULAR ±0.25°	KL	18/07/13		AGA5143		A3	
							HARNES TOLERANCES 0-300 +5/-3 300-1000 +10/-5 1000-3000 +20/-10 3000-5000 +40/-20 STRIP LENGTHS +0.5/-0			MACHINE FINISH 3.2 ALL ROUND UNLESS OTHERWISE STATED	DO NOT SCALE UNLESS OTHERWISE STATED ALL DIMENSIONS ARE IN MILLIMETRES	KIT, CNH STX/T9000 ENCODER STEER READY	SCALE N/A	
											DRAWING NO: 004206	SECURITY CLASS CONFIDENTIAL	DRAWING STANDARD AS1100	SHEET 1 OF 1
													REV 1.0	

COPYRIGHT: THIS DRAWING IS THE PROPERTY OF TOPCON PRECISION AGRICULTURE. IT MAY NOT BE REPRODUCED IN WHOLE OR IN PART WITHOUT THEIR WRITTEN PERMISSION



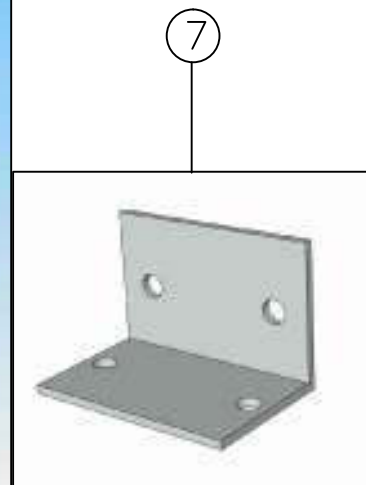
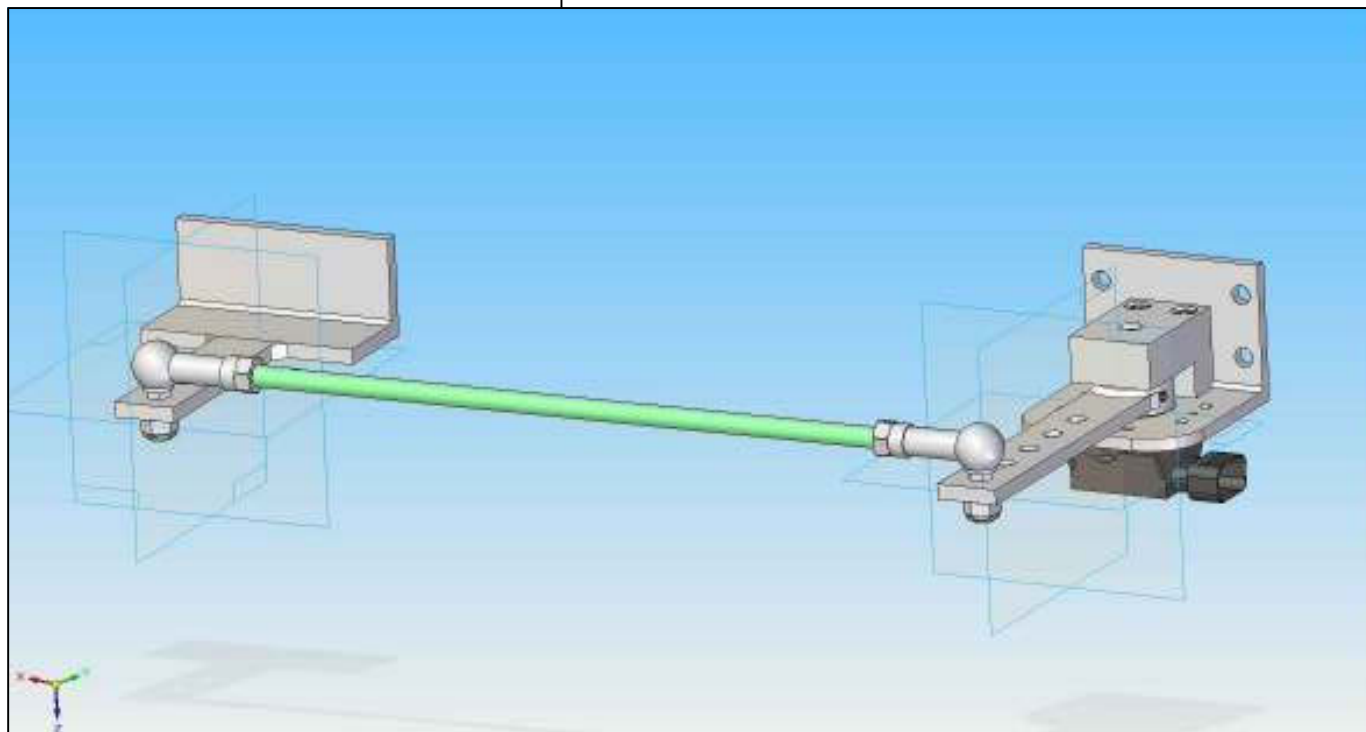
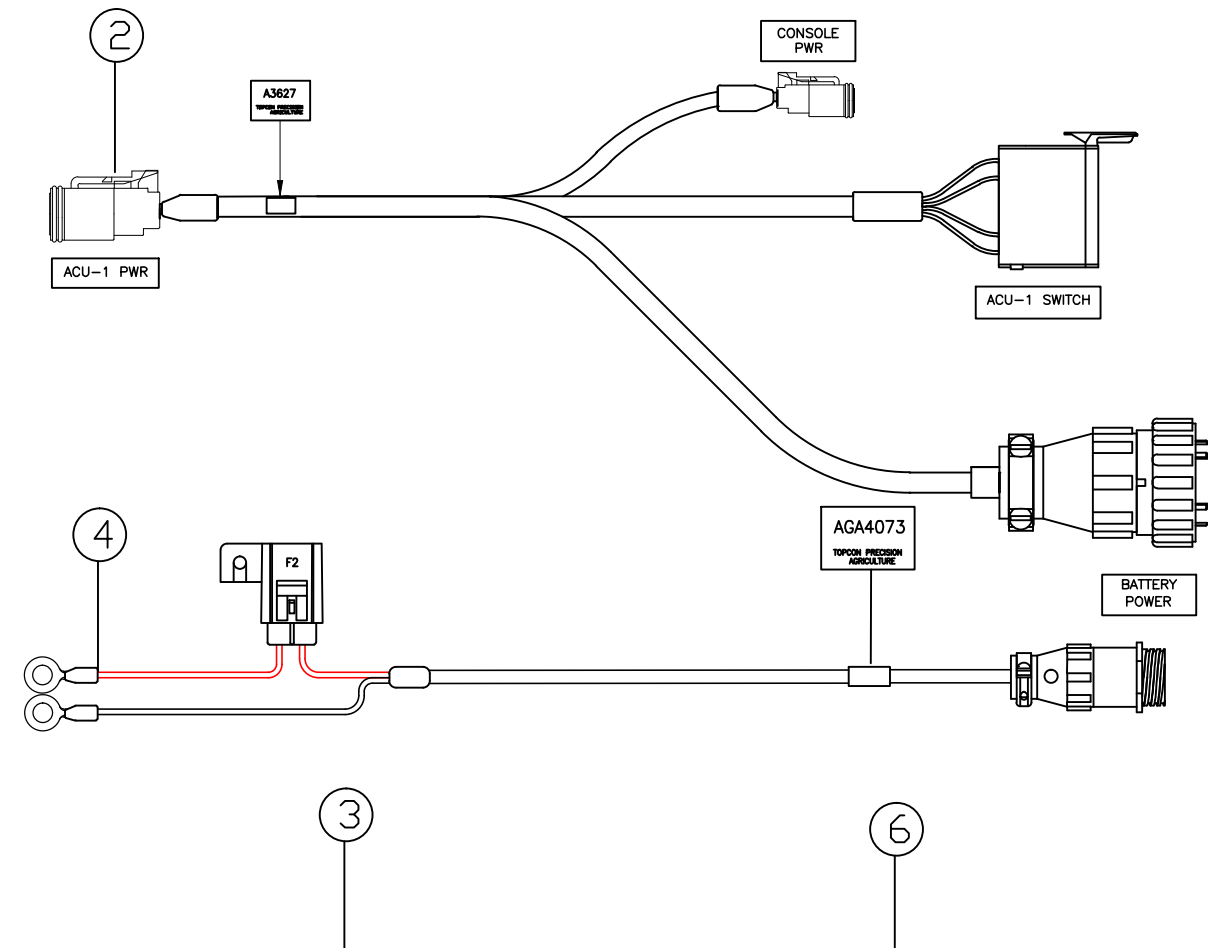
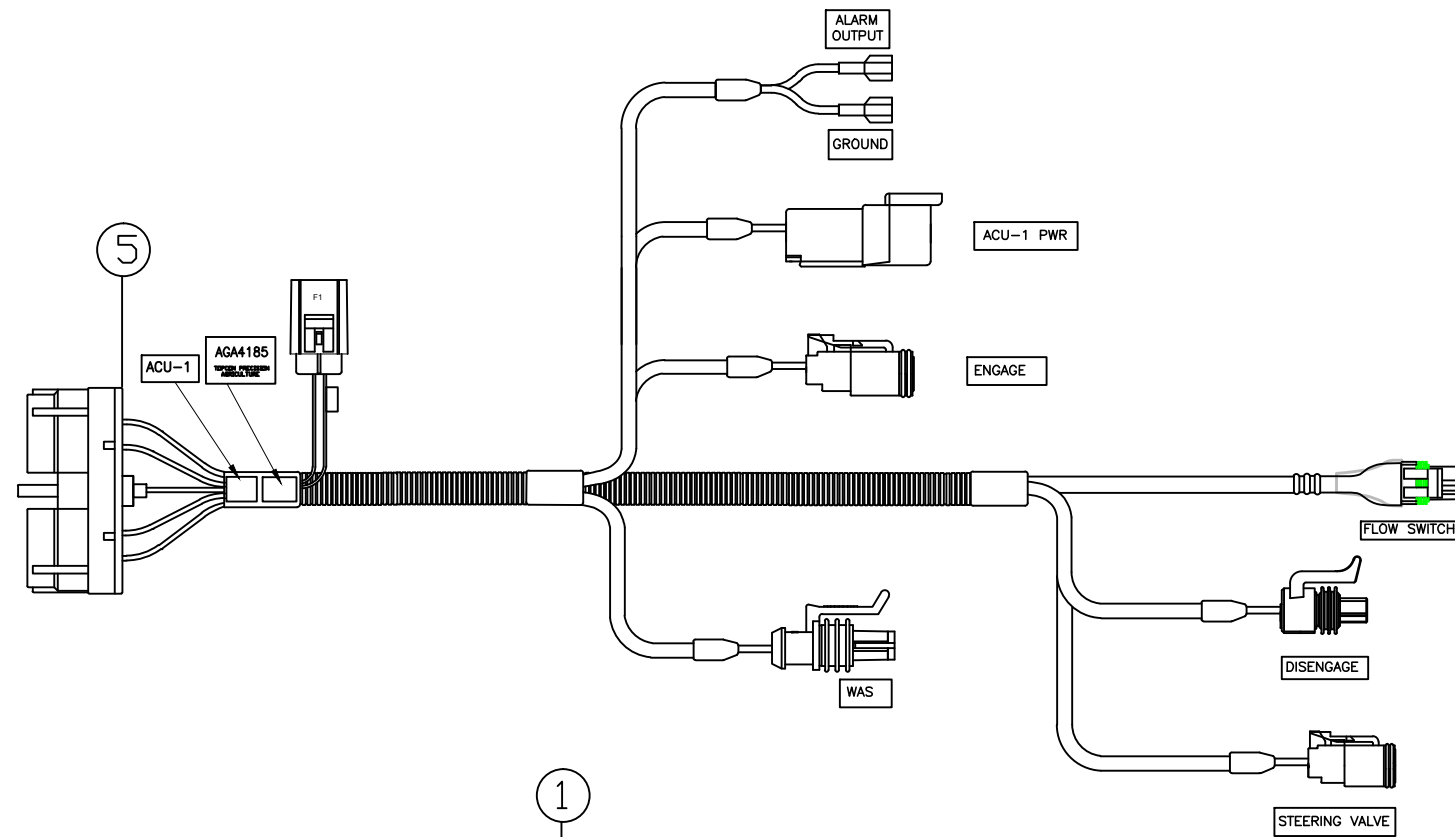
UNLESS OTHERWISE STATED, ALL PRINTED COPIES OF THIS DOCUMENT ARE UNCONTROLLED. REFER TO DRAWING REGISTER FOR LATEST RELEASE

PART NO: AGA5144

PART OF ASSY:



ITEM	QTY	MATERIAL/DESCRIPTION	DWG. NO.	CODE
1	1	ASSY, WHEEL ANGLE SENSOR	X	A3605
2	1	SYSTEM 150 ACU-1 POWER ADAPTOR	X	A3627
3	1	WHEEL ANGLE SENSOR INSTALL	X	A3717
4	1	HRNS, X30 POWER	X	AGA4073
5	1	HRNS, SYS150 STEER INTERFACE SUIT	X	AGA4185
6	1	INSTALL GUIDE SUIT AGA4292	X	AGA4293
7	1	BRACKET, WAS GENERIC MOUNTING	X	AGM383



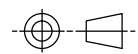
REV	DATE	ECO NO.	DESCRIPTION OF CHANGE	DRWN	APPR'D	MATERIAL	MACHINING TOLERANCES	DRAWN	DATE	PART OF ASSY:	PART NO:	PROJECT:	SHEET SIZE
1.0	18/07/13	983	ORIGINAL RELEASE	KL			X, +/-1 X.X +/-0.2 X.XX AS STATED ANGULAR ±0.25°	KL	18/07/13		AGA5144		A3
							HARNES TOLERANCES 0-300 +5/-3 300-1000 +10/-5 1000-3000 +20/-10 3000-5000 +40/-20 STRIP LENGTHS +0.5/-0						N/A
													SHEET 1 OF 1
													REV 1.0

COPYRIGHT: THIS DRAWING IS THE PROPERTY OF TOPCON PRECISION AGRICULTURE. IT MAY NOT BE REPRODUCED IN WHOLE OR IN PART WITHOUT THEIR WRITTEN PERMISSION.

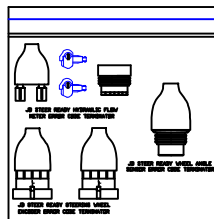
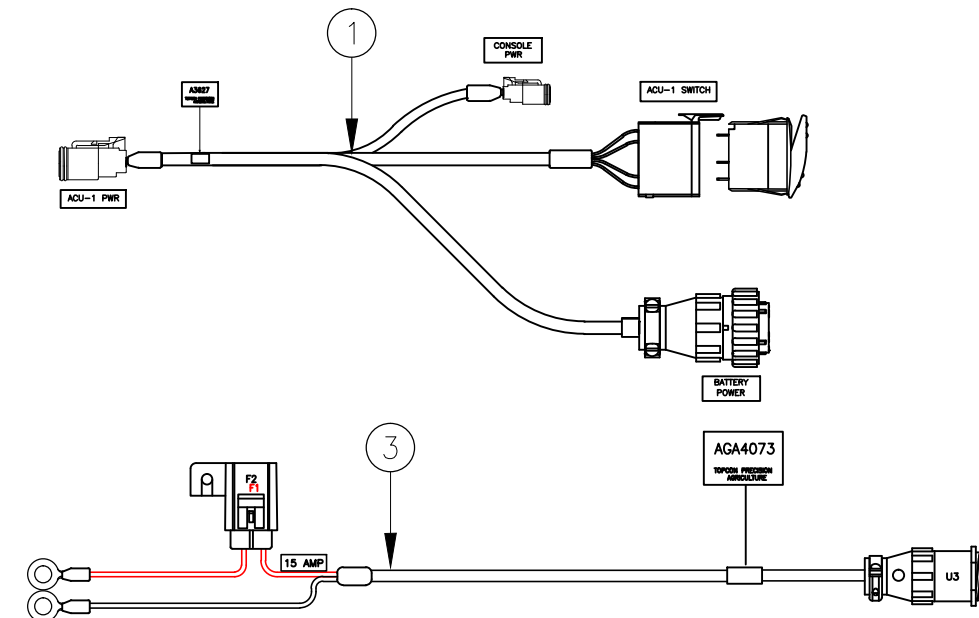
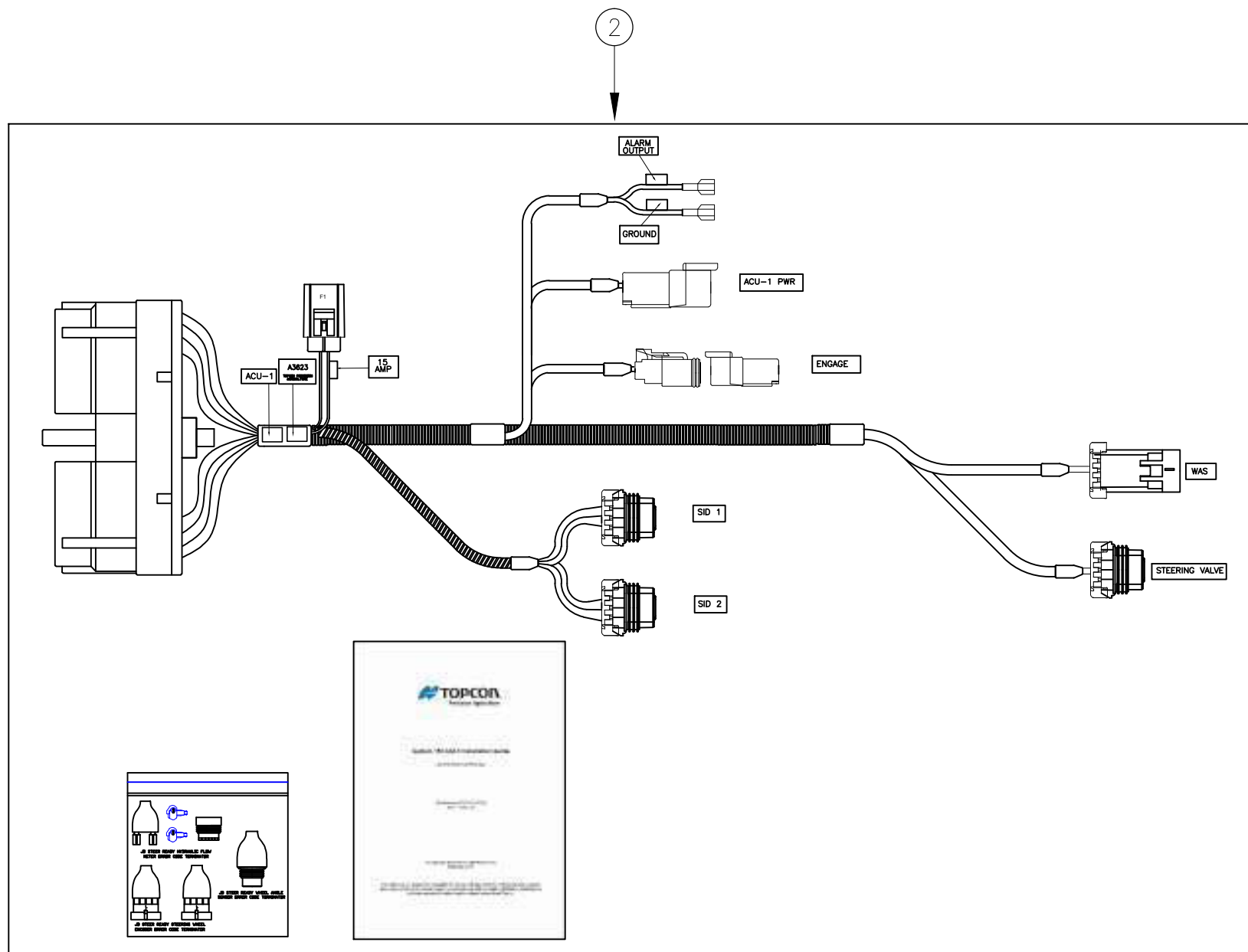
UNLESS OTHERWISE STATED, ALL PRINTED COPIES OF THIS DOCUMENT ARE UNCONTROLLED. REFER TO DRAWING REGISTER FOR LATEST RELEASE.

PART NO: AGA5138

PART OF ASSY:



ITEM	QTY	MATERIAL/DESCRIPTION	DWG. NO.	CODE
1	1	SYSTEM 150 ACU-1 POWER ADAPTOR	X	A3627
2	1	KIT, SYS150 SUIT JD STEER READY	X	AGA3919
3	1	HRNS, X30 POWER	X	AGA4073



REV	DATE	ECO NO.	DESCRIPTION OF CHANGE	DRWN	APPR'D	MATERIAL	MACHINING TOLERANCES	DRAWN	DATE	PART OF ASSY:	PART NO:	PROJECT:	SHEET SIZE	
1.0	27/03/12	983	ORIGINAL RELEASE	KL			X, +/-1 X.X +/-0.2 X.XX AS STATED ANGULAR ±0.25°	KL	27/03/12		AGA5138		A3	
						FINISH	HARNES TOLERANCES 0-300 +5/-3 300-1000 +10/-5 1000-3000 +20/-10 3000-5000 +40/-20 STRIP LENGTHS +0.5/-0				KIT, JD 7X30/8X30 NON ILS STEER READY		N/A	
											00XXXX	SECURITY CLASS CONFIDENTIAL	DRAWING STANDARD AS1100	SHEET 1 OF 1 REV 1.0

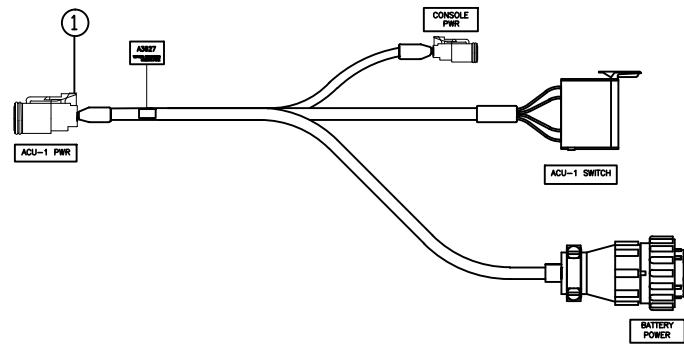
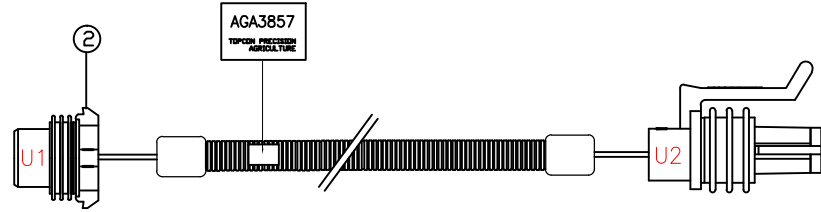
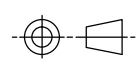
14 PARK WAY  
MAWSON LAKES  
SOUTH AUSTRALIA  
5095  
PH: +61(0)882033300  
FAX: +611300307205  
EMAIL: info@topcon.com  
www.topcon.com

COPYRIGHT: THIS DRAWING IS THE PROPERTY OF TOPCON PRECISION AGRICULTURE. IT MAY NOT BE REPRODUCED IN WHOLE OR IN PART WITHOUT THEIR WRITTEN PERMISSION

UNLESS OTHERWISE STATED, ALL PRINTED COPIES OF THIS DOCUMENT ARE UNCONTROLLED. REFER TO DRAWING REGISTER FOR LATEST RELEASE

PART NO: AGA5137

PART OF ASSY:



ITEM	QTY	MATERIAL/DESCRIPTION	DWG. NO.	CODE
1	1	SYSTEM 150 ACU-1 POWER ADAPTOR	X	A3627
2	1	HRNS, AGI-3 WAS ADAPTOR	X	AGA3857
3	1	KIT, JD WAS WITH BRACKETS	X	AGA3862
4	1	HRNS, SYS 150 SUIT JD STEER READY	X	AGA3919
5	1	HRNS, X30 POWER	X	AGA4073

REV	DATE	ECO NO.	DESCRIPTION OF CHANGE	DRWN	APPR'D	MATERIAL	MACHINING TOLERANCES	DRAWN	DATE	PART OF ASSY:	PART NO:	PROJECT:	SHEET SIZE	
1.0	17/07/13	983	ORIGINAL RELEASE	KL			X, +/-1 X.X +/-0.2 X.XX AS STATED ANGULAR ±0.25°	KL	17/07/13		AGA5137		A3	
						FINISH	HARNES TOLERANCES 0-300 +5/-3 300-1000 +10/-5 1000-3000 +20/-10 3000-5000 +40/-20 STRIP LENGTHS +0.5/-0	CHECKED	DATE	MACHINE FINISH 3.2 ALL ROUND UNLESS OTHERWISE STATED	DO NOT SCALE UNLESS OTHERWISE STATED ALL DIMENSIONS ARE IN MILLIMETRES		N/A	
								ENG APPROVAL	DATE		KIT, JD 7x30/8x30 ILS STEER READY		SHEET 1 OF 1	
								14 PARK WAY MAWSON LAKES SOUTH AUSTRALIA 5095		PH:+61(0)882033300 FAX: +611300307205 EMAIL:info@topcon.com www.topcon.com	DRAWING NO: 004200	SECURITY CLASS CONFIDENTIAL	DRAWING STANDARD AS1100	REV 1.0

COPYRIGHT: THIS DRAWING IS THE PROPERTY OF TOPCON PRECISION AGRICULTURE. IT MAY NOT BE REPRODUCED IN WHOLE OR IN PART WITHOUT THEIR WRITTEN PERMISSION.

UNLESS OTHERWISE STATED, ALL PRINTED COPIES OF THIS DOCUMENT ARE UNCONTROLLED. REFER TO DRAWING REGISTER FOR LATEST RELEASE







# ***System 350***

## ***Steer-Ready***

### ***Receiver Mounting***

### ***Bracket Kits***



*X30 Console*

*AGI-3 Receiver/  
Steering Controller*

*AGI-4 Receiver/  
Steering Controller*

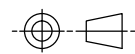
*ACU-1 Interface*

#### **Contents**


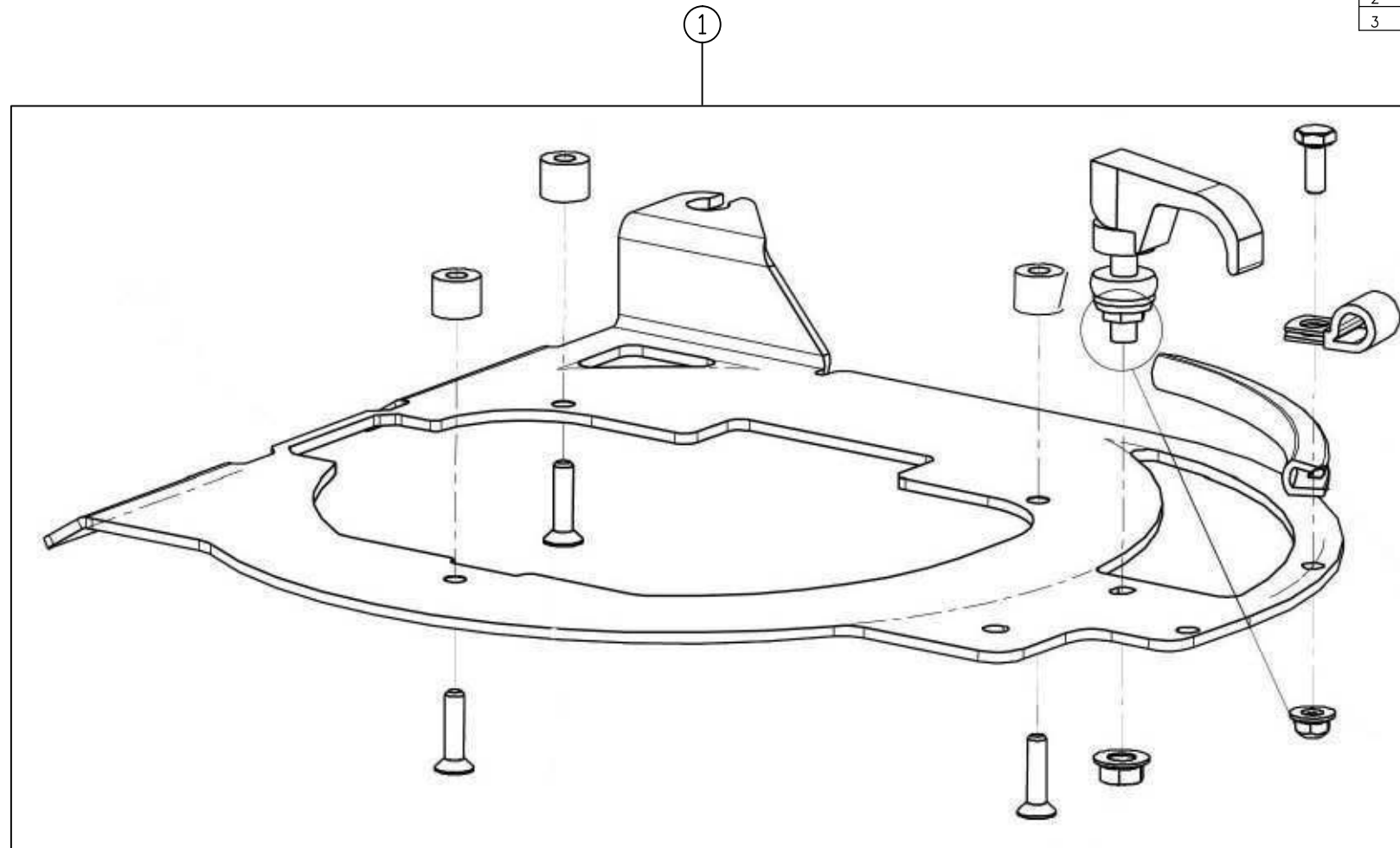
- AGA3788
- AGA4199
- AGA4609
- AGA5194
- AGA3644
- A3734
- AGA4511

PART NO: AGA3788

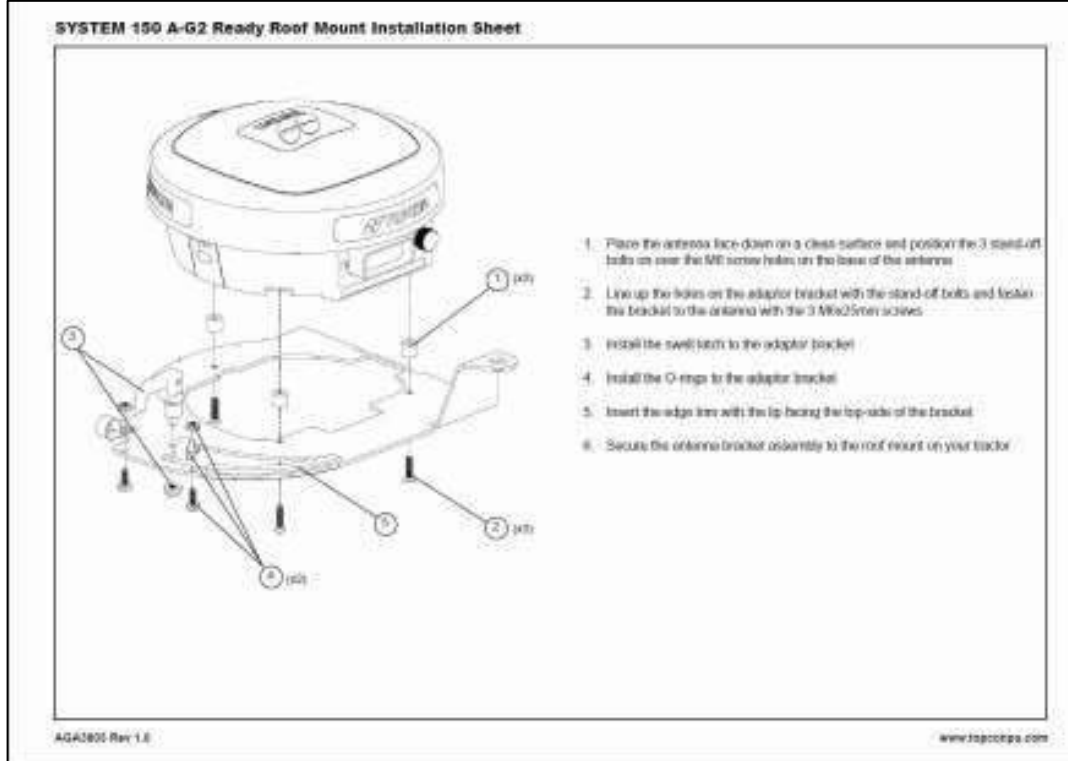
PART OF ASSY:



ITEM	QTY	MATERIAL/DESCRIPTION	DWG. NO.	CODE
1	1	55-72570218 AG2 RECEIVER BKT	X	A3789
2	1	WARRANTY CARD, AG UNIVERSAL	X	AGW289
3	1	AG2 READY ROOF MNT BKT INSTALL	X	A3803



2



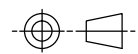
3

REV	DATE	ECO NO.	DESCRIPTION OF CHANGE	DRWN	APPR'D	MATERIAL	MACHINING TOLERANCES	DRAWN	DATE	PART OF ASSY:	PART NO:	PROJECT:	SHEET SIZE
1.0	18/06/12	-	ORIGINAL RELEASE	KL			X, +/-1 X.X +/-0.2 X.XX AS STATED ANGULAR ±0.25°	KL	18/06/12		AGA3788		A3
							HARNES TOLERANCES 0-300 +5/-3 300-1000 +10/-5 1000-3000 +20/-10 3000-5000 +40/-20 STRIP LENGTHS +0.5/-0				AG2 READY AGI-3/AGCO ROOF MNT		N/A
													SHEET 1 OF 1
													REV 1.0

COPYRIGHT: THIS DRAWING IS THE PROPERTY OF TOPCON PRECISION AGRICULTURE. IT MAY NOT BE REPRODUCED IN WHOLE OR IN PART WITHOUT THEIR WRITTEN PERMISSION


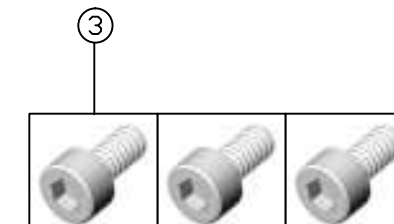
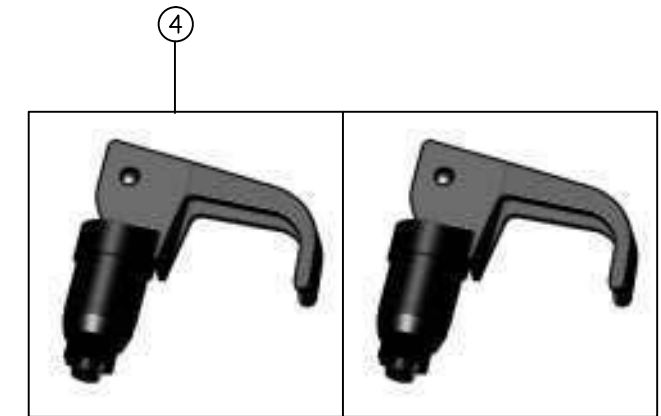
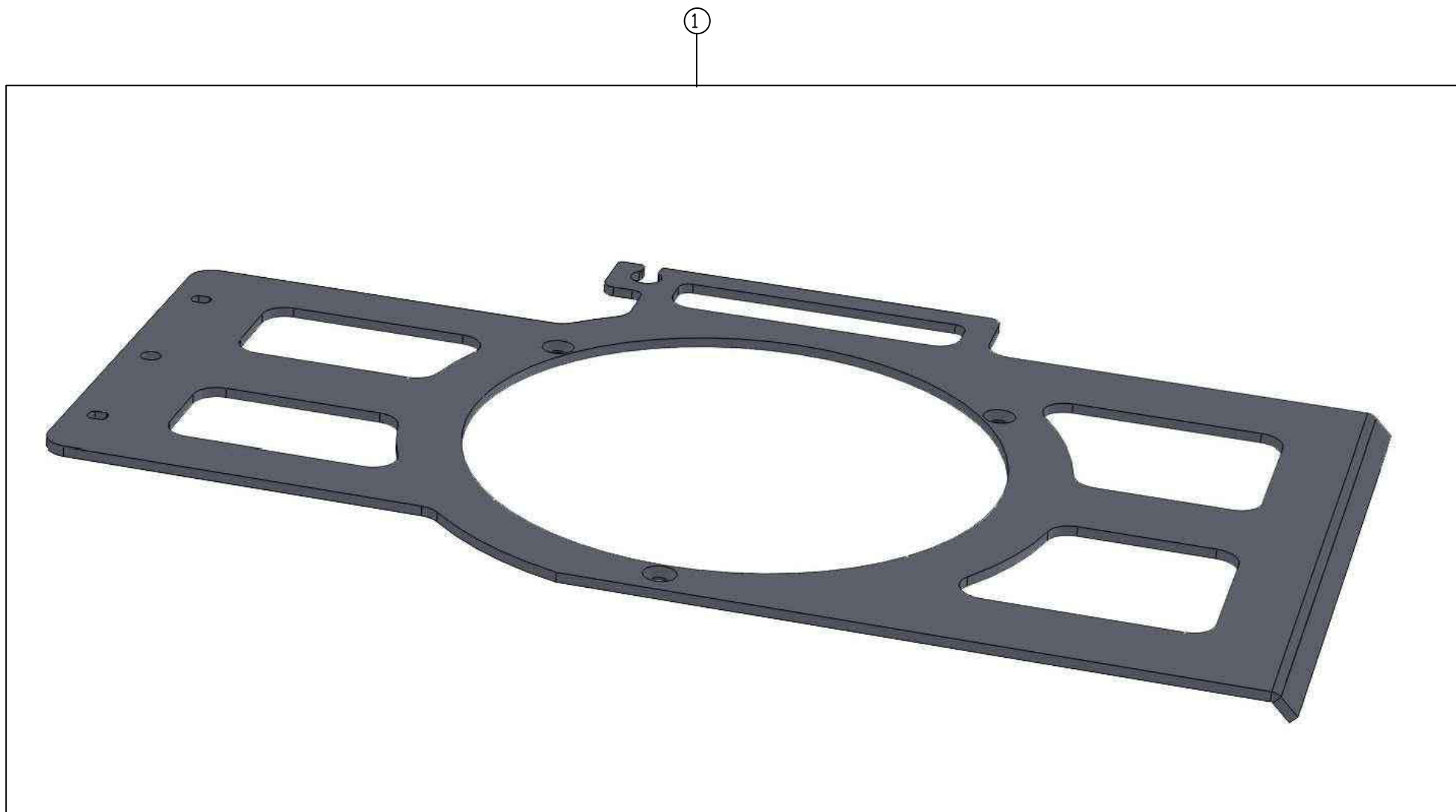
UNLESS OTHERWISE STATED, ALL PRINTED COPIES OF THIS DOCUMENT ARE UNCONTROLLED. REFER TO DRAWING REGISTER FOR LATEST RELEASE

PART NO: AGA4199



PART OF ASSY:

ITEM	QTY	MATERIAL/DESCRIPTION	DWG. NO.	CODE
1	1	BRACKET, MOUNT, AGI-3 FENDT 700	X	AGB1225
2	1	BOLT, STAND OFF AGI-3 TO BRACKET	X	F422
3	1	SCREW, M6x12 CSK SS	X	F431
4	1	SWELL LATCH ASSEMBLY	X	F425



REV	DATE	ECO NO.	DESCRIPTION OF CHANGE	DRWN	APPR'D	MATERIAL	MACHINING TOLERANCES	DRAWN	DATE	PART OF ASSY:	PART NO:	PROJECT:	SHEET SIZE	
1.0	20/07/12	555	ORIGINAL RELEASE	KL			X X.X +/-0.2 X.XX AS STATED ANGULAR ±0.25°	KL	20/07/12		AGA4199		A3	
							HARNES TOLERANCES 0-300 +5/-3 300-1000 +10/-5 1000-3000 +20/-10 3000-5000 +40/-20 STRIP LENGTHS +0.5/-0				ASSEMBLY, MOUNT BRACKET AGI-3 FENDT		N/A	
											00XXXX	SECURITY CLASS CONFIDENTIAL	DRAWING STANDARD AS1100	SHEET 1 OF 1
													REV 1.0	



14 PARK WAY  
MAWSON LAKES  
SOUTH AUSTRALIA  
5095  
PH: +61(0)882033300  
FAX: +611300307205  
EMAIL: info@topcon.com  
www.topcon.com

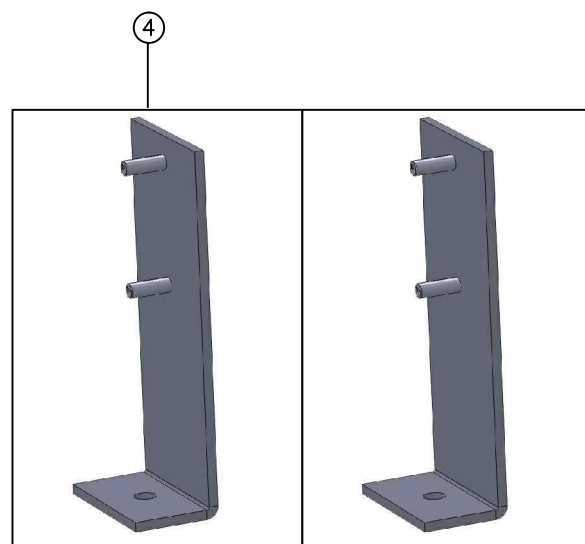
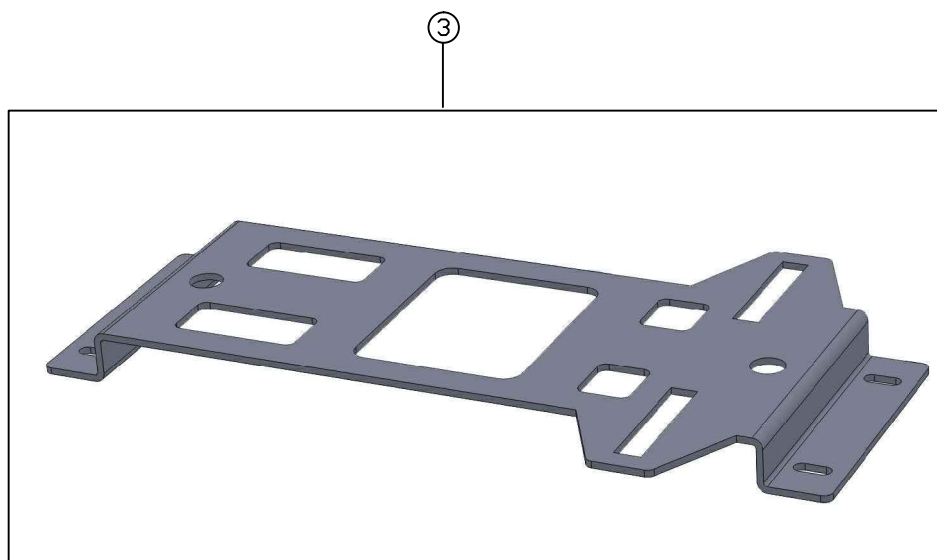
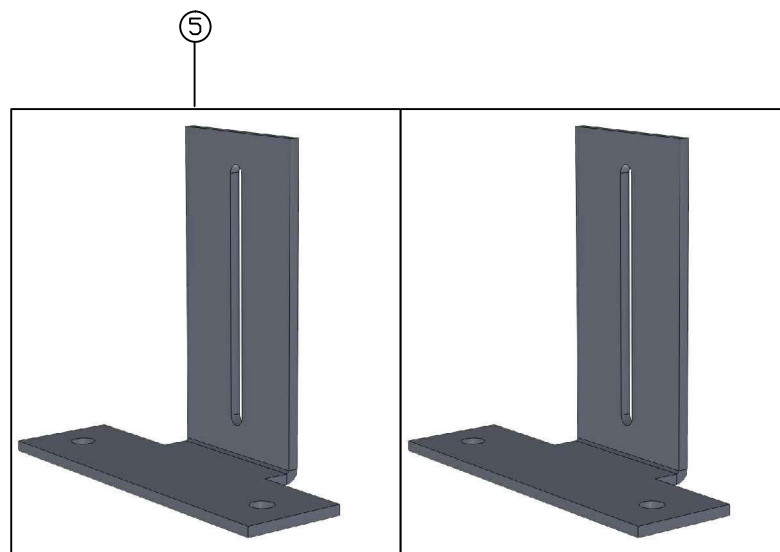
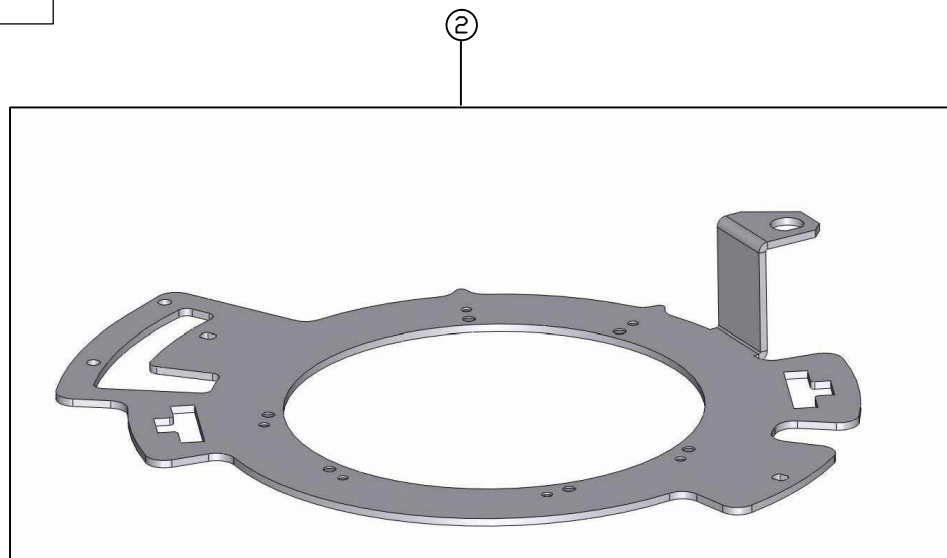
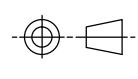
COPYRIGHT: THIS DRAWING IS THE PROPERTY OF TOPCON PRECISION AGRICULTURE. IT MAY NOT BE REPRODUCED IN WHOLE OR IN PART WITHOUT THEIR WRITTEN PERMISSION

UNLESS OTHERWISE STATED, ALL PRINTED COPIES OF THIS DOCUMENT ARE UNCONTROLLED. REFER TO DRAWING REGISTER FOR LATEST RELEASE

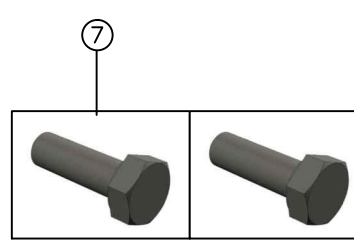

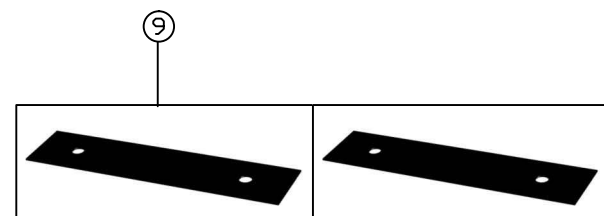
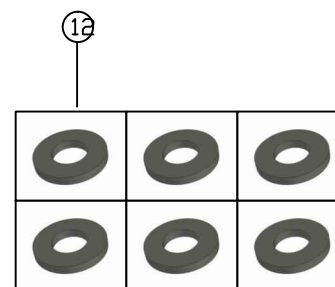
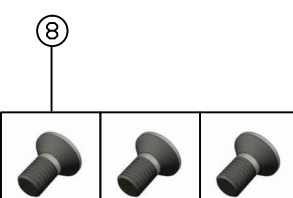

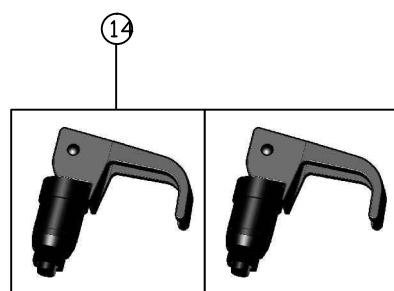
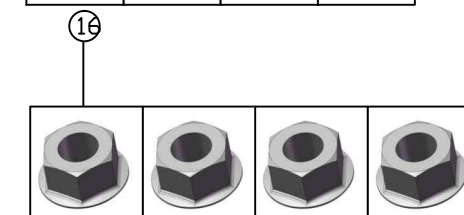

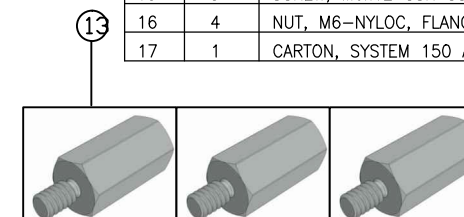


PART NO: AGA4609

PART OF ASSY:



ITEM	QTY	MATERIAL/DESCRIPTION	DWG. NO.	CODE
1	1	INSTALLATION GUIDE	X	AGA4661
2	1	BRACKET, AGI-3/AGI-4 UNIVERSAL	X	AGB1248
3	1	CROSS MEMBER, WINDROWER	X	AFB1250
4	2	SIDE MOUNT LOWER, WINDROWER	X	AGB1252
5	2	SIDE MOUNT UPPER	X	AGB1253
6	4	BOLT M8x20 HEX HD ZP	X	AGF538
7	2	BOLT 5/16-18 UNCx1"	X	AGF539
8	3	SCREW M5x12 SHC/SNK SS	X	AGF541
9	2	GASKET, AGI-3 ROOF MOUNT	X	AGM403
10	4	FIXING HOLE MARKING PLUG	X	AGM404
11	1	ALLEN KEY - 4MM	X	AGU330
12	6	WASHER, M8, FLAT, Z/P	X	F083
13	3	BOLT, STAND OFF AGI-3 TO BRACKET	X	F422
14	2	SWELL LATCH ASSEMBLY	X	F425
15	3	SCREW, M6x12 CSK SS	X	F431
16	4	NUT, M6-NYLOC, FLANGED	X	F466
17	1	CARTON, SYSTEM 150 AGI-3	X	Z270



**TOPCON**  
Precision Agriculture

**Roof bracket installation guide for AGCO wide-cab windrowers**

**Kit AGA4609:** Applies to the following windrowers: Massey Ferguson 9435/9635 wide cab models only.

**WARNING:** This document does not replace any instructions provided by the vehicle manufacturer. Removal of the cab roof should only be undertaken by properly skilled personnel using appropriate safe working practices.

This document provides a guide for the installation of the AGA4609 roof mounting bracket assembly for the AGI-3 on Massey Ferguson wide cab windrowers.

No	Picture	Procedure
1		Remove the fasteners holding the cab roof top in place. Remove the 8 bolts around the tip of the roof as detailed below. <i>Work safely.</i>
		Remove the 4 side bolts (2 on each side of the roof).
		Remove the 2 bolts on the rear of the roof.
		Remove the 2 bolts under the front tip of the roof.

AGA4661 Rev 1.0 Page 1 of 5

COPYRIGHT: THIS DRAWING IS THE PROPERTY OF TOPCON PRECISION AGRICULTURE. IT MAY NOT BE REPRODUCED IN WHOLE OR IN PART WITHOUT THEIR WRITTEN PERMISSION.

UNLESS OTHERWISE STATED, ALL PRINTED COPIES OF THIS DOCUMENT ARE UNCONTROLLED. REFER TO DRAWING REGISTER FOR LATEST RELEASE.

REV	DATE	ECO NO.	DESCRIPTION OF CHANGE	DRWN	APPR'D	MATERIAL	MACHINING TOLERANCES	DRAWN	DATE	PART OF ASSY:	PART NO:	PROJECT:	SHEET SIZE
1.0	19/9/12	688	ORIGINAL RELEASE	KL			X, +/-1 X.X +/-0.2 X.XX AS STATED ANGULAR ±0.25°	KL	19/09/12		AGA4609		A3
							HARNES TOLERANCES 0-300 +5/-3 300-1000 +10/-5 1000-3000 +20/-10 3000-5000 +40/-20 STRIP LENGTHS +0.5/-0						N/A
													SHEET 1 OF 1
													REV 1.0

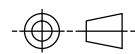
  

MACHINE FINISH ALL ROUND UNLESS OTHERWISE STATED	DO NOT SCALE UNLESS OTHERWISE STATED ALL DIMENSIONS ARE IN MILLIMETRES
14 PARK WAY MAWSON LAKES SOUTH AUSTRALIA 5095	PH:+61(0)882033300 FAX: +611300307205 EMAIL:info@topcon.com www.topcon.com

TITLE:	MF WINDROWER ROOF BRACKET ASSEMBLY
DRAWING NO:	00XXXX
SECURITY CLASS	CONFIDENTIAL
DRAWING STANDARD	AS1100



PART NO: AGA5194



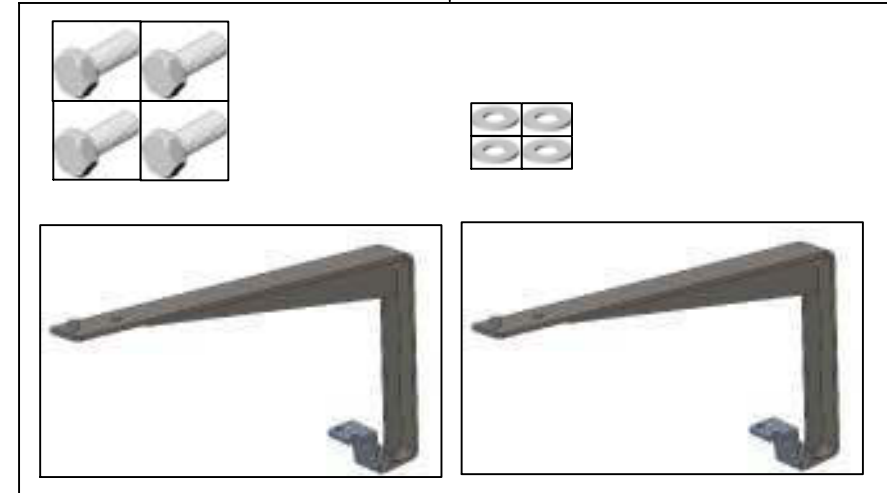
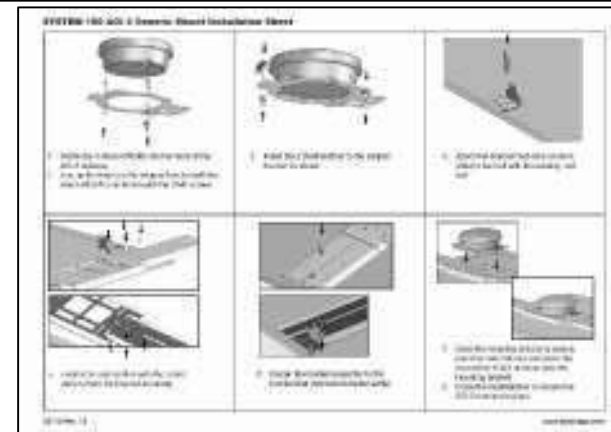

PART OF ASSY:

ITEM	QTY	MATERIAL/DESCRIPTION	DWG. NO.	CODE
1	1	SYSTEM 150 AGI-3 GENERIC MOUNT	X	AGA3644
2	1	KIT, AGI-3 ROOF MOUNT FENDT 900	X	AGA4398
3	1	BOX CARDBOARD, OUTER MULTI PURPOSE	X	AGZ317

①



②



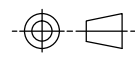
REV	DATE	ECO NO.	DESCRIPTION OF CHANGE	DRWN	APPR'D	MATERIAL	MACHINING TOLERANCES	DRAWN	DATE	PART OF ASSY:	PART NO:	PROJECT:	SHEET SIZE	
1.0	2/05/13	1015	ORIGINAL RELEASE	KL			X X.X +/-1 X.XX +/-0.2 X.XX AS STATED ANGULAR ±0.25°	KL	2/05/13		AGA5194		A3	
						FINISH	HARNES TOLERANCES 0-300 +5/-3 300-1000 +10/-5 1000-3000 +20/-10 3000-5000 +40/-20 STRIP LENGTHS +0.5/-0	CHECKED	DATE	MACHINE FINISH 3.2 ALL ROUND UNLESS OTHERWISE STATED	KIT, FENDT 900 BRACKET		SCALE N/A	
								ENG APPROVAL	DATE	DO NOT SCALE UNLESS OTHERWISE STATED ALL DIMENSIONS ARE IN MILLIMETRES	DRAWING NO: 00XXXX	SECURITY CLASS CONFIDENTIAL	DRAWING STANDARD AS1100	SHEET 1 OF 1
								14 PARK WAY MAWSON LAKES SOUTH AUSTRALIA 5095		PH:+61(0)882033300 FAX: +611300307205 EMAIL:info@topcon.com www.topcon.com		REV 1.0		

COPYRIGHT: THIS DRAWING IS THE PROPERTY OF TOPCON PRECISION AGRICULTURE. IT MAY NOT BE REPRODUCED IN WHOLE OR IN PART WITHOUT THEIR WRITTEN PERMISSION

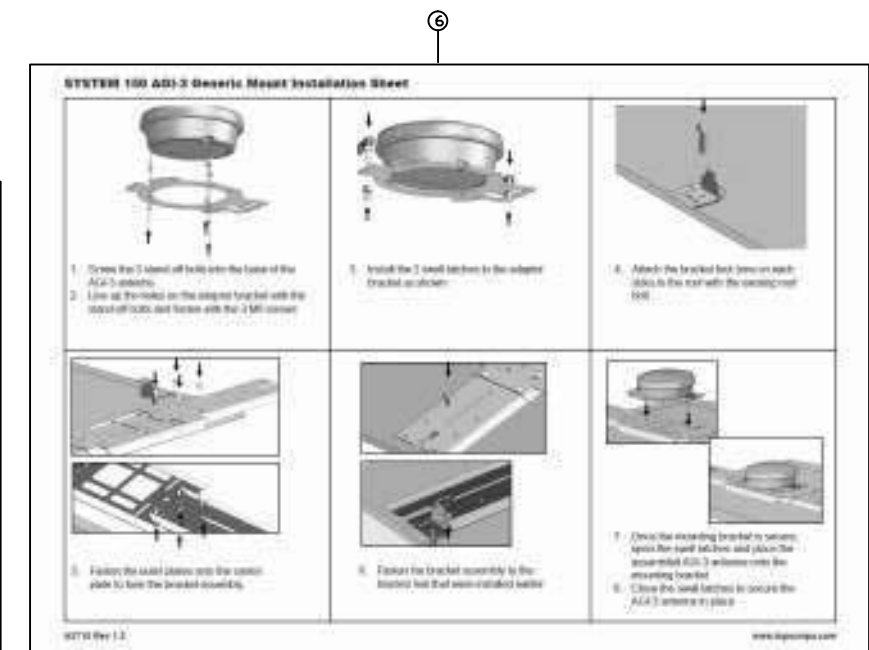
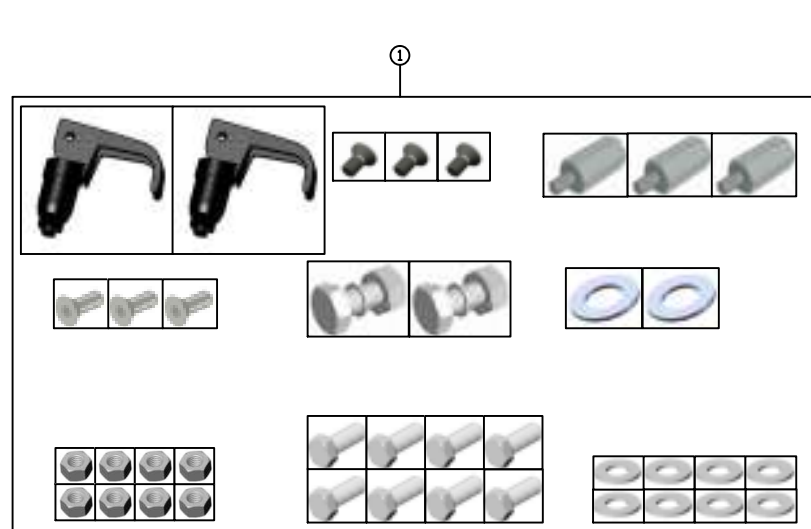
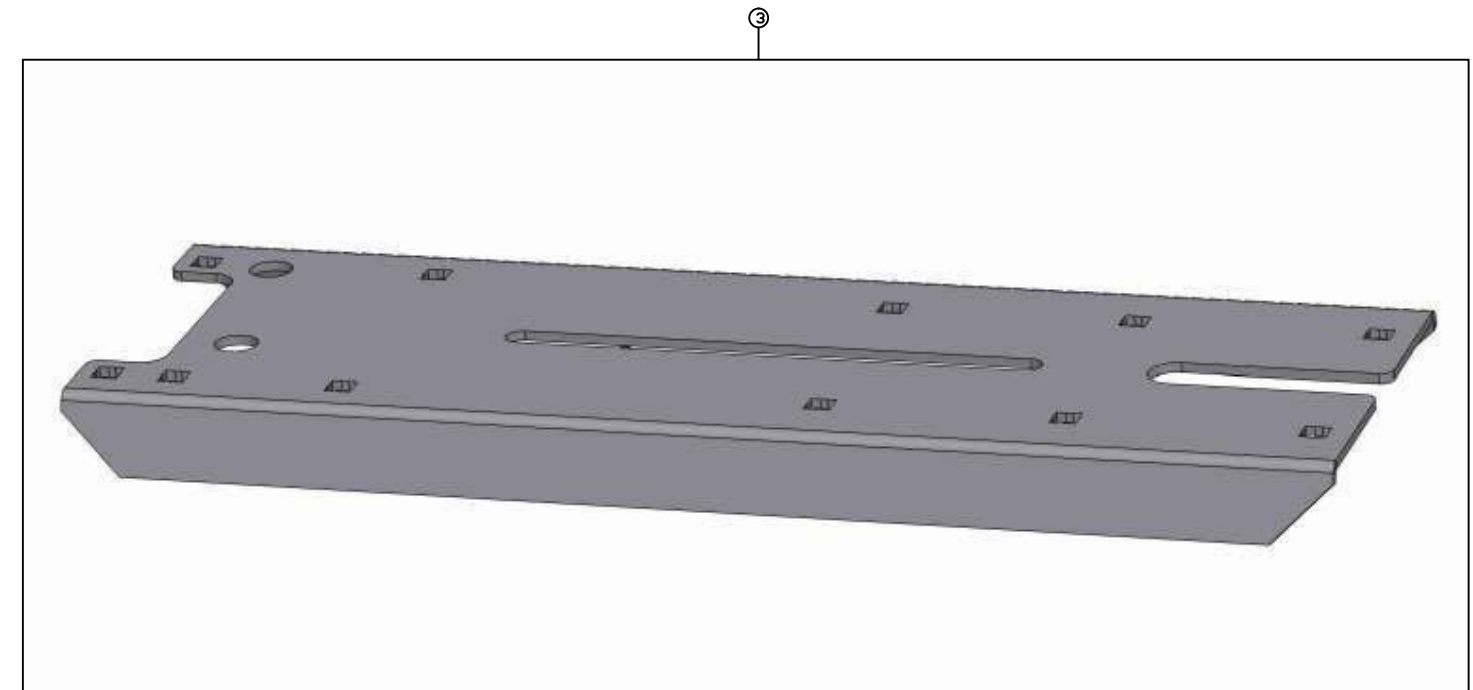
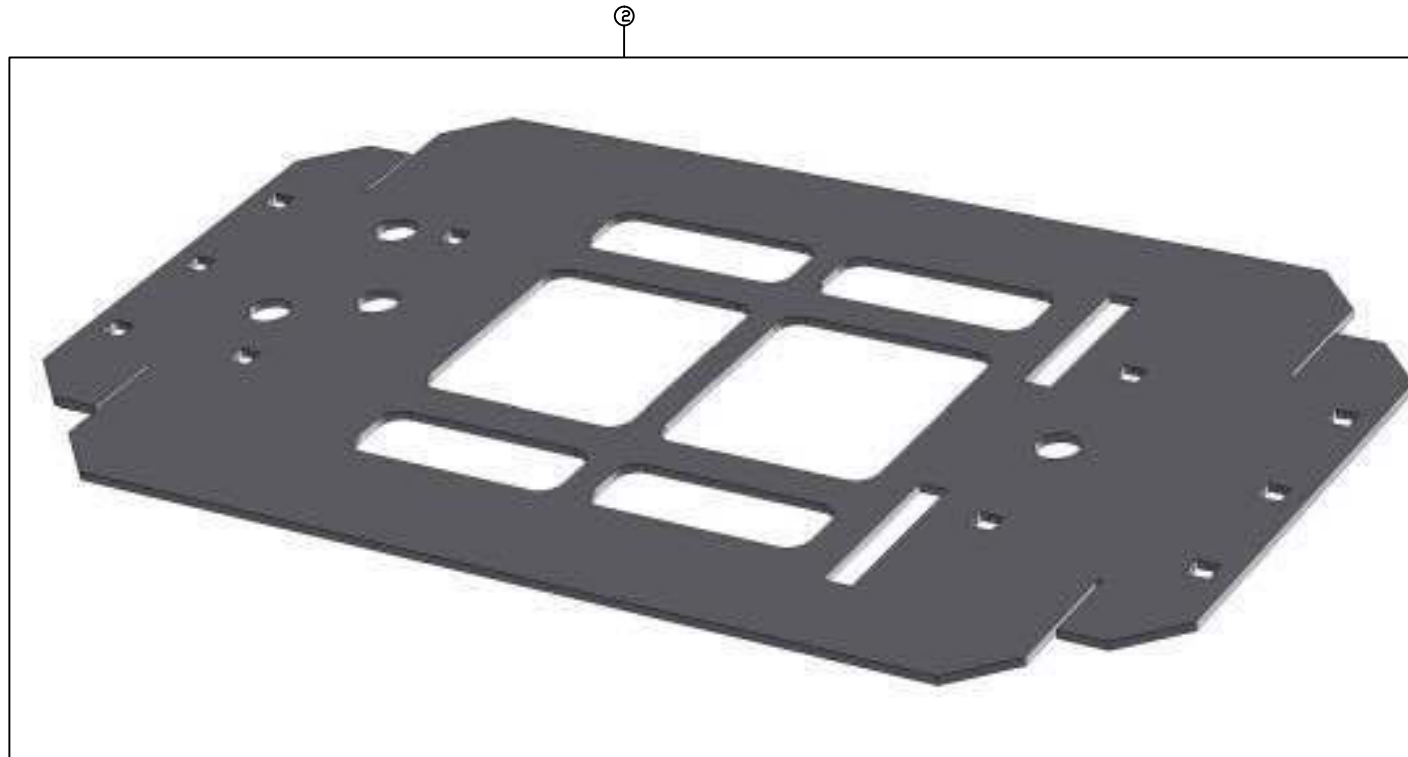
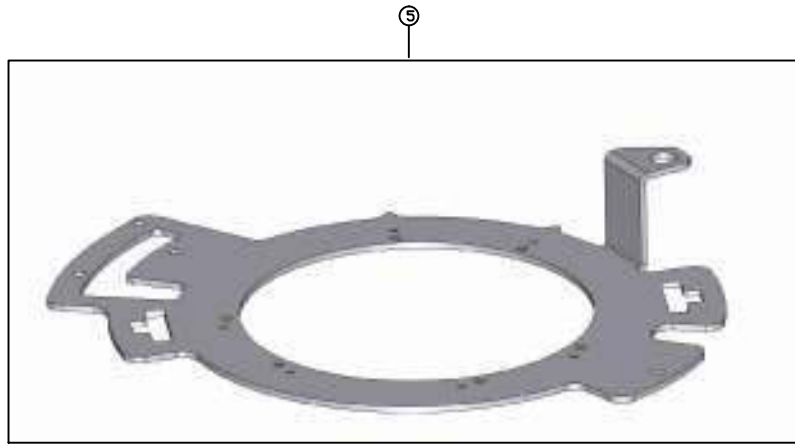
UNLESS OTHERWISE STATED, ALL PRINTED COPIES OF THIS DOCUMENT ARE UNCONTROLLED. REFER TO DRAWING REGISTER FOR LATEST RELEASE

PART NO: AGA3644

PART OF ASSY:



ITEM	QTY	MATERIAL/DESCRIPTION	DWG. NO.	CODE
1	1	KIT, FASTENER, AGI-3 GENERIC	X	A3724
2	1	AGI-3 BRACKET PLATE CENTRE	X	B141
3	2	AGI-3 BRACKET PLATE OUTER	X	B142
4	1	MOUNTING BRACKET	X	B144
5	1	BRACKET, AGI-3/AGI-4 UNIVERSAL	X	AGB1248
6	1	SYSTEM 150 AGI-3 GENERIC MOUNT	X	A3710
7	1	CARTON, SYSTEM 150 AGI-3	X	Z270



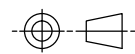
REV	DATE	ECO NO.	DESCRIPTION OF CHANGE	DRWN	APPR'D	MATERIAL	MACHINING TOLERANCES	DRAWN	DATE	PART OF ASSY:	PART NO:	PROJECT:	SHEET SIZE	
1.0	24/07/12	358	ORIGINAL RELEASE	KL			X, +/-1 X.X +/-0.2 X.XX AS STATED ANGULAR ±0.25°	KL	24/07/12		AGA3644		A3	
						FINISH	HARNES TOLERANCES 0-300 +5/-3 300-1000 +10/-5 1000-3000 +20/-10 3000-5000 +40/-20 STRIP LENGTHS +0.5/-0	CHECKED	DATE	MACHINE FINISH 3.2 ALL ROUND UNLESS OTHERWISE STATED	DO NOT SCALE UNLESS OTHERWISE STATED ALL DIMENSIONS ARE IN MILLIMETRES	KIT, SYSTEM 150 GENERIC MOUNT	N/A	
								ENG APPROVAL	DATE				SHEET 1 OF 1	
								14 PARK WAY MAWSON LAKES SOUTH AUSTRALIA 5095		PH:+61(0)882033300 FAX: +611300307205 EMAIL:info@topcon.com www.topcon.com	DRAWING NO: 002868	SECURITY CLASS CONFIDENTIAL	DRAWING STANDARD AS1100	REV 1.0

COPYRIGHT: THIS DRAWING IS THE PROPERTY OF TOPCON PRECISION AGRICULTURE. IT MAY NOT BE REPRODUCED IN WHOLE OR IN PART WITHOUT THEIR WRITTEN PERMISSION

UNLESS OTHERWISE STATED, ALL PRINTED COPIES OF THIS DOCUMENT ARE UNCONTROLLED. REFER TO DRAWING REGISTER FOR LATEST RELEASE

PART NO: A3734

PART OF ASSY:



ITEM	QTY	MATERIAL/DESCRIPTION	DWG. NO.	CODE
1	1	FASTENER KIT-CASE MOUNT	X	A3735
2	1	SYSTEM 150/AGI-3 GENERIC RING	X	A3736
3	1	BRACKET, AGI-3 UNIVERSAL	X	AGB1248

**SYSTEM 150 AGI-3 Round Mount Installation Sheet**

**TOPCON**  
Precision Agriculture

**Contents of A3734 AGI-3 Case Mount Assembly kit**

ITEM	QTY	DESCRIPTION	NOTE
1	1	FASTENER KIT	
2	1	SYSTEM 150/AGI-3 GENERIC RING	
3	1	BRACKET, AGI-3 UNIVERSAL	

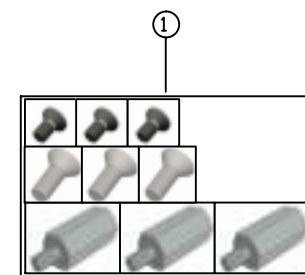
**Contents of A3735 fastener kit**

ITEM	QTY	DESCRIPTION	NOTE
1	1	WASHER	
2	1	LOCKWASHER	
3	1	SCREW	

**Torque settings**

ITEM	POSITION	TORQUE (N.M)	IN LBS
1	WASHER	2	1.5
2	LOCKWASHER	2	1.5
3	SCREW	4	3

A3734 Rev 1.0 [www.topcon.com](http://www.topcon.com)



3



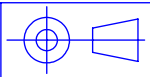
REV	DATE	ECO NO.	DESCRIPTION OF CHANGE	DRWN	APPR'D	MATERIAL	MACHINING TOLERANCES	DRAWN	DATE	PART OF ASSY:	PART NO:	PROJECT:	SHEET SIZE	
1.0	18/07/12		ORIGINAL RELEASE	KL			X, +/-1 X.X +/-0.2 X.XX AS STATED ANGULAR ±0.25°	KL	18/07/12		A3734		A3	
						FINISH	HARNES TOLERANCES 0-300 +5/-3 300-1000 +10/-5 1000-3000 +20/-10 3000-5000 +40/-20 STRIP LENGTHS +0.5/-0	CHECKED	DATE	MACHINE FINISH 3.2 ALL ROUND UNLESS OTHERWISE STATED	AGI-3 CASE MOUNT ASSEMBLY		N/A	
								ENG APPROVAL	DATE	DO NOT SCALE UNLESS OTHERWISE STATED ALL DIMENSIONS ARE IN MILLIMETRES			SHEET 1 OF 1	
								14 PARK WAY MAWSON LAKES SOUTH AUSTRALIA 5095		PH:+61(0)882033300 FAX: +611300307205 EMAIL:info@topcon.com www.topcon.com	DRAWING NO: 002870	SECURITY CLASS CONFIDENTIAL	DRAWING STANDARD AS1100	REV 1.0

COPYRIGHT: THIS DRAWING IS THE PROPERTY OF TOPCON PRECISION AGRICULTURE. IT MAY NOT BE REPRODUCED IN WHOLE OR IN PART WITHOUT THEIR WRITTEN PERMISSION

UNLESS OTHERWISE STATED, ALL PRINTED COPIES OF THIS DOCUMENT ARE UNCONTROLLED. REFER TO DRAWING REGISTER FOR LATEST RELEASE

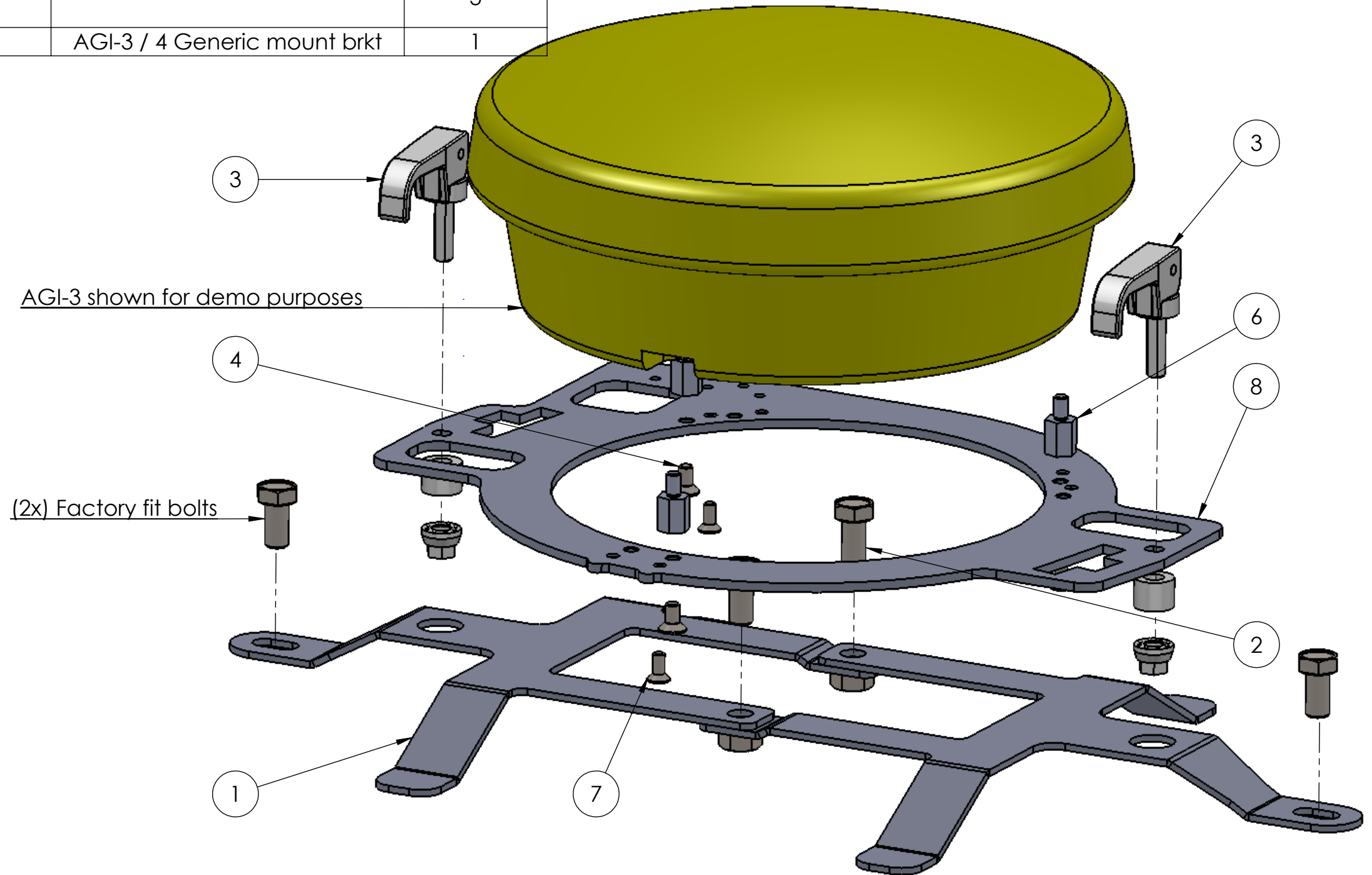


PART NO  
**AGA4511**



PART OF ASSY

ITEM NO.	PART NUMBER	DrawNo	DESCRIPTION	QTY.
1	AGB1246	003473	Bracket - AGI-3 roof Mnt.	2
2	AGF522		Bolt - M10 x 20 - ZP	2
3	F425		Swell latch - Southco 19-14-10	2
4	F431			3
6	F422	002860	Stand-off bolt	3
7	B18.3.5M - 5 x 0.8 x 12 Socket FCHS -- 12N			3
8	AGB1315	004392	AGI-3 / 4 Generic mount brkt	1



CAD Data is master.

Component must comply with requirements of EU RoHS directive.

REV	DATE	ECO	DESCRIPTION	DRWN	CHECKED	APPD	MATERIAL	MACHINING TOLERANCES	DRAWN BY	DATE	PART OF ASSY	PART NUMBER	PROJECT	SHEET SIZE
1.0	20/09/12	906	Production release	RC	OM	KM		X ± 1 X.XX ± 0.2 X.XX ± AS STATED ANGULAR ± 0.25°	RC	10/11/10		AGA4511	2128	A3
								HARNES TOLERANCES 0-300 +5 / -3 300-1000 +10 / -5 1000-3000 +20 / -10 3000-5000 +40 / -20 STRIP LENGTHS +0.5 / -0	OM	14/03/13	MACHINE FINISH ALL ROUND UNLESS OTHERWISE STATED	TITLE AGI-3/4 Roof mount kit		SCALE 1:2
									KM	13/03/13	DO NOT SCALE UNLESS OTHERWISE STATED. ALL DIMENSIONS ARE IN MILLIMETERS	DRAWING NO. 003472		SHEET 1 OF 1
									14 PARK WAY MAWSON LAKES SOUTH AUSTRALIA 5095 PHONE: (+618)82033300 FAX: 1300307205 EMAIL: info@topcon.com WEB: www.topconpa.com		DRAWING STANDARD AS1100	SECURITY CLASS CONFIDENTIAL	REVISION 1.0	



# *System 350*

## *AGCO Steer-Ready*



### **Contents**

- Base Kit
- Harness Kits
- Receiver Mounting Bracket Kits

# *System 350*

## *AGCO Steer-Ready Base Kit*



*X30 Console*

*ACU-1 Interface*

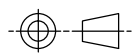
*AGI-3 Receiver/  
Steering Controller*

*AGI-4 Receiver/  
Steering Controller*

### **Contents**

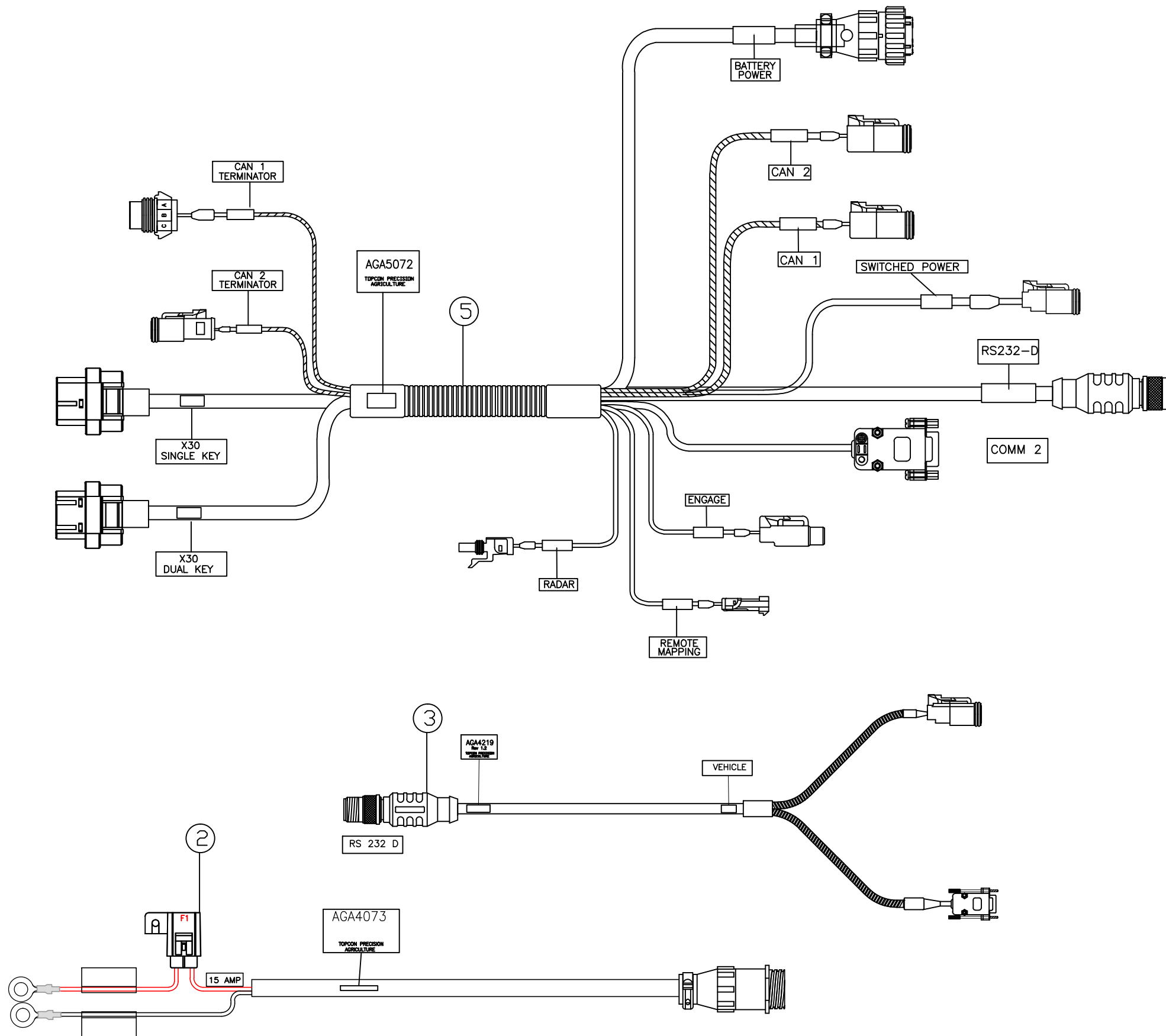
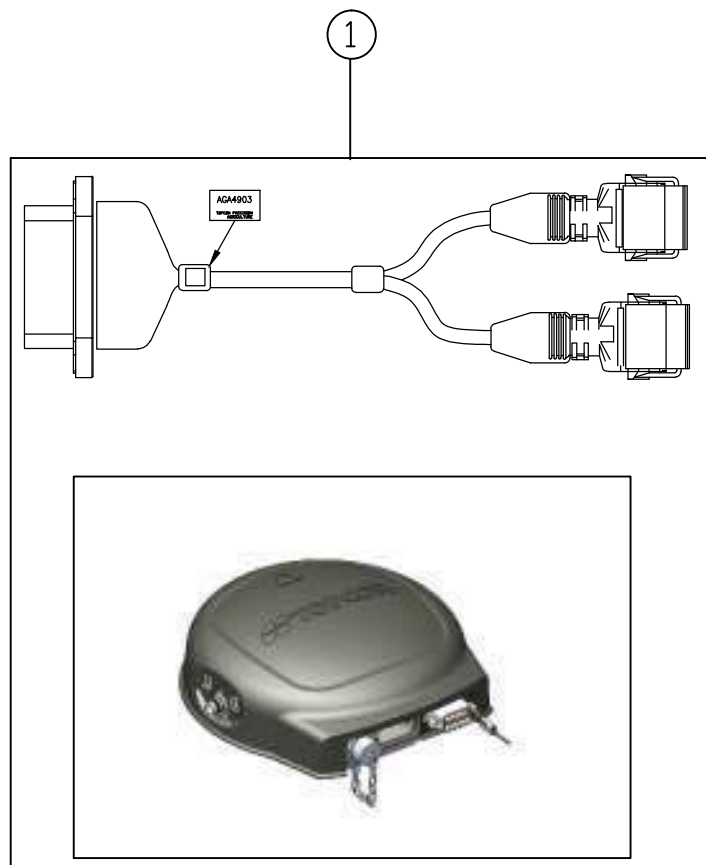
- 1002374-01

PART NO: 1002374-01



PART OF ASSY:

ITEM	QTY	MATERIAL/DESCRIPTION	DWG. NO.	CODE
1	1	ASSY, AGI-4 AM	X	01-104701-1
2	1	HRNS, X30 POWER	X	AGA4073
3	1	HRNS SYS250/350 AGCO COMMS	X	AGA4219
4	1	X30 TPA COMP W/SOFTWARE	X	AGA4477
5	1	HRNS, X30 ISOBUS/COMS	X	AGA5072



REV	DATE	ECO NO.	DESCRIPTION OF CHANGE	DRWN	APPR'D	MATERIAL	MACHINING TOLERANCES	DRAWN	DATE	PART OF ASSY:	PART NO:	PROJECT:	SHEET SIZE	
1.0	24/04/13	-	ORIGINAL RELEASE	KL			X, +/-1 X.X +/-0.2 X.XX AS STATED ANGULAR ±0.25°	KL	24/04/13		1002374-01		A3	
							HARNES TOLERANCES 0-300 +5/-3 300-1000 +10/-5 1000-3000 +20/-10 3000-5000 +40/-20 STRIP LENGTHS +0.5/-0	CHECKED	DATE	MACHINE FINISH 3.2 ALL ROUND UNLESS OTHERWISE STATED	TITLE: KIT, SYS 350 WITH AGI-4		SCALE N/A	
								ENG APPROVAL	DATE	DO NOT SCALE UNLESS OTHERWISE STATED ALL DIMENSIONS ARE IN MILLIMETRES	DRAWING NO: 004518	SECURITY CLASS CONFIDENTIAL	DRAWING STANDARD AS1100	SHEET 1 OF 1
													REV 1.0	



14 PARK WAY  
MAWSON LAKES  
SOUTH AUSTRALIA  
5095  
PH: +61(0)882033300  
FAX: +611300307205  
EMAIL: info@topcon.com  
www.topcon.com

COPYRIGHT: THIS DRAWING IS THE PROPERTY OF TOPCON PRECISION AGRICULTURE. IT MAY NOT BE REPRODUCED IN WHOLE OR IN PART WITHOUT THEIR WRITTEN PERMISSION

UNLESS OTHERWISE STATED, ALL PRINTED COPIES OF THIS DOCUMENT ARE UNCONTROLLED. REFER TO DRAWING REGISTER FOR LATEST RELEASE

# *System 350*

## *AGCO Steer-Ready Harness Kits*



### **Contents**

- Standard Tractors
- Track Tractors
- Articulating Tractors
- Combine Harvesters

# *System 350*

## *AGCO Steer-Ready*

### *Standard Tractor*

### *Harness Kits*



*X30 Console*

*AGI-3 Receiver/  
Steering Controller*

*AGI-4 Receiver/  
Steering Controller*

*ACU-1 Interface*

#### **Contents**

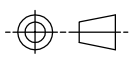
- AGA3898
- AGA3858
- AGA4563
- AGA4501
- AGA4479







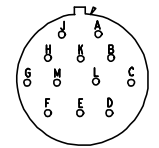
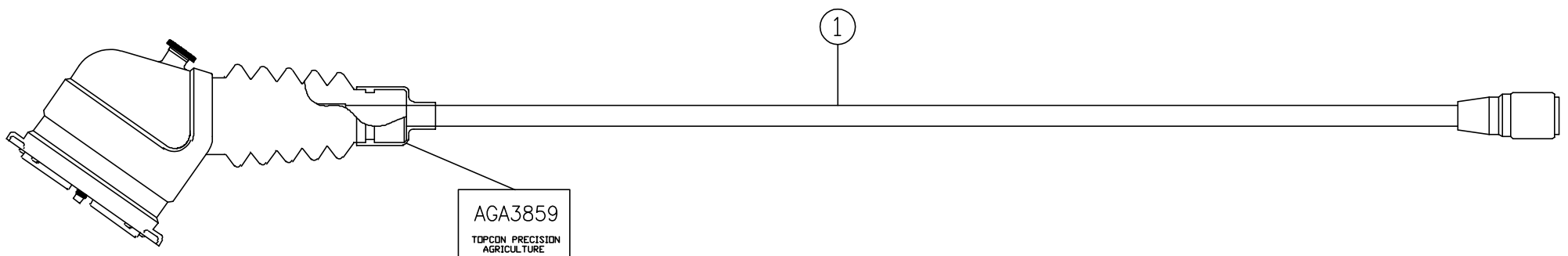
PART NO: AGA4563



PART OF ASSY:

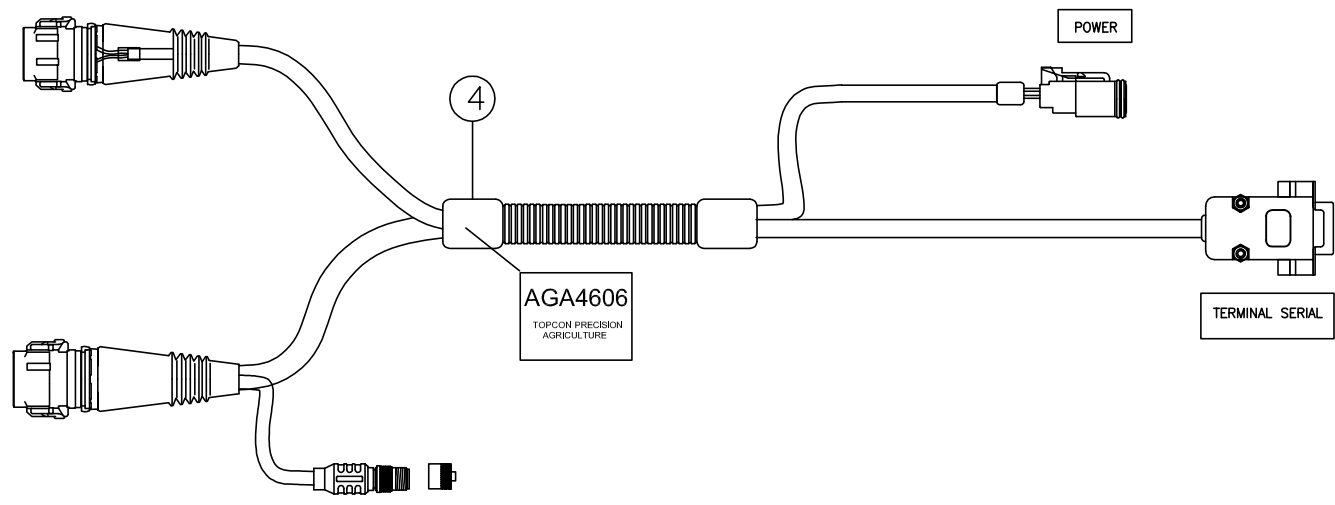
ITEM	QTY	MATERIAL/DESCRIPTION	DWG. NO.	CODE
1	1	HARNESS, A-G2 READY	X	AGA3859
2	1	HARNESS, VALTRA POWER ADAPTOR	X	AGA4534
3	1	INSTALL GUIDE SUIT VALTRA AUTO	X	AGA4564
4	1	HARNESS, VALTRA T AFTERMARKET GX45	X	AGA4606
5	1	WARRANTY CARD, AG UNIVERSAL	X	AGW289
6	1	RAM W/2 U-BOLTS FOR 3/4 - 1 1/4	X	B106
7	1	CABLE TIE 380mm x 4.8mm BLACK	X	Y004
8	1	BOX-CDBD-320x140x200mm	X	Z079

RECEIVER CONNECTOR



TO BULK HEAD CONNECTOR ON ROOF

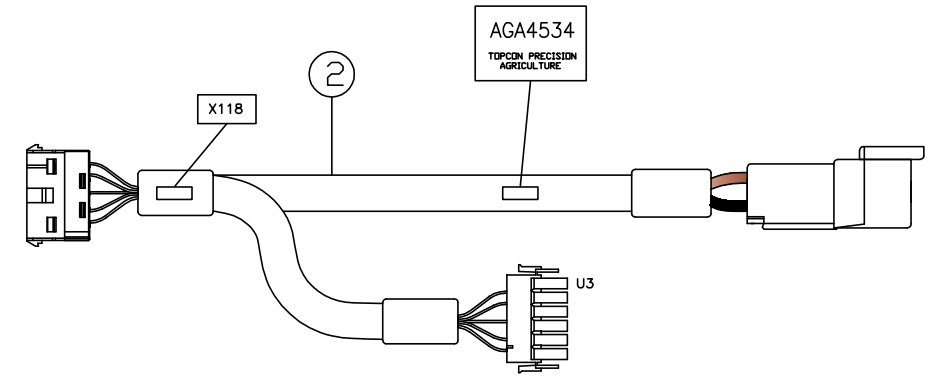
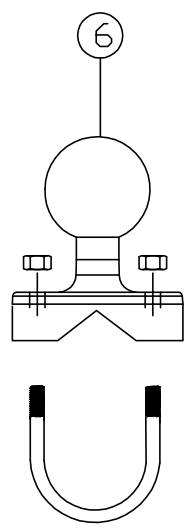
AGA3859  
TOPCON PRECISION AGRICULTURE



AGA4606  
TOPCON PRECISION AGRICULTURE

POWER

TERMINAL SERIAL



AGA4534  
TOPCON PRECISION AGRICULTURE

REV	DATE	ECO NO.	DESCRIPTION OF CHANGE	DRWN	APPR'D	MATERIAL	MACHINING TOLERANCES	DRAWN	DATE	PART OF ASSY:	PART NO:	PROJECT:	SHEET SIZE
1.0	21/09/11	765	PRODUCTION RELEASE	KL			X, +/-1 X.X +/-0.2 X.XX AS STATED ANGULAR ±0.25°	KL	21/09/11		AGA4563	2195	A3
						FINISH	HARNESS TOLERANCES 0-300 +5/-3 300-1000 +10/-5 1000-3000 +20/-10 3000-5000 +40/-20 STRIP LENGTHS +0.5/-0				KIT, VALTRA T SYSTEM150		SCALE N/A
													SHEET 1 OF 1
											DRAWING NO: 003849	SECURITY CLASS CONFIDENTIAL	DRAWING STANDARD AS1100
													REV 1.0

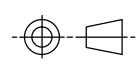
TOPCON  
Precision Agriculture  
14 PARK WAY  
MAWSON LAKES  
SOUTH AUSTRALIA  
5095  
PH:+61(0)882033300  
FAX: +611300307205  
EMAIL:info@topcon.com  
www.topcon.com

COPYRIGHT: THIS DRAWING IS THE PROPERTY OF TOPCON PRECISION AGRICULTURE. IT MAY NOT BE REPRODUCED IN WHOLE OR IN PART WITHOUT THEIR WRITTEN PERMISSION.

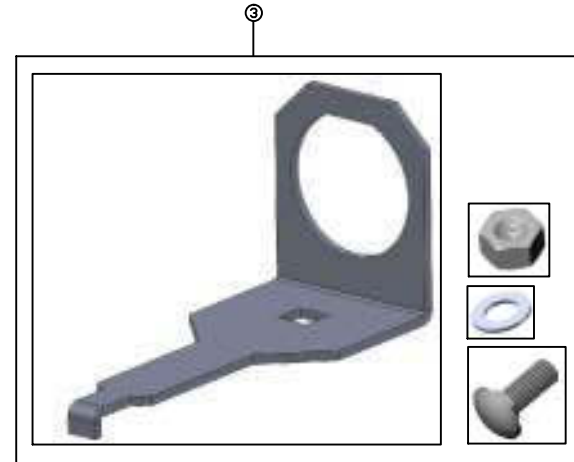
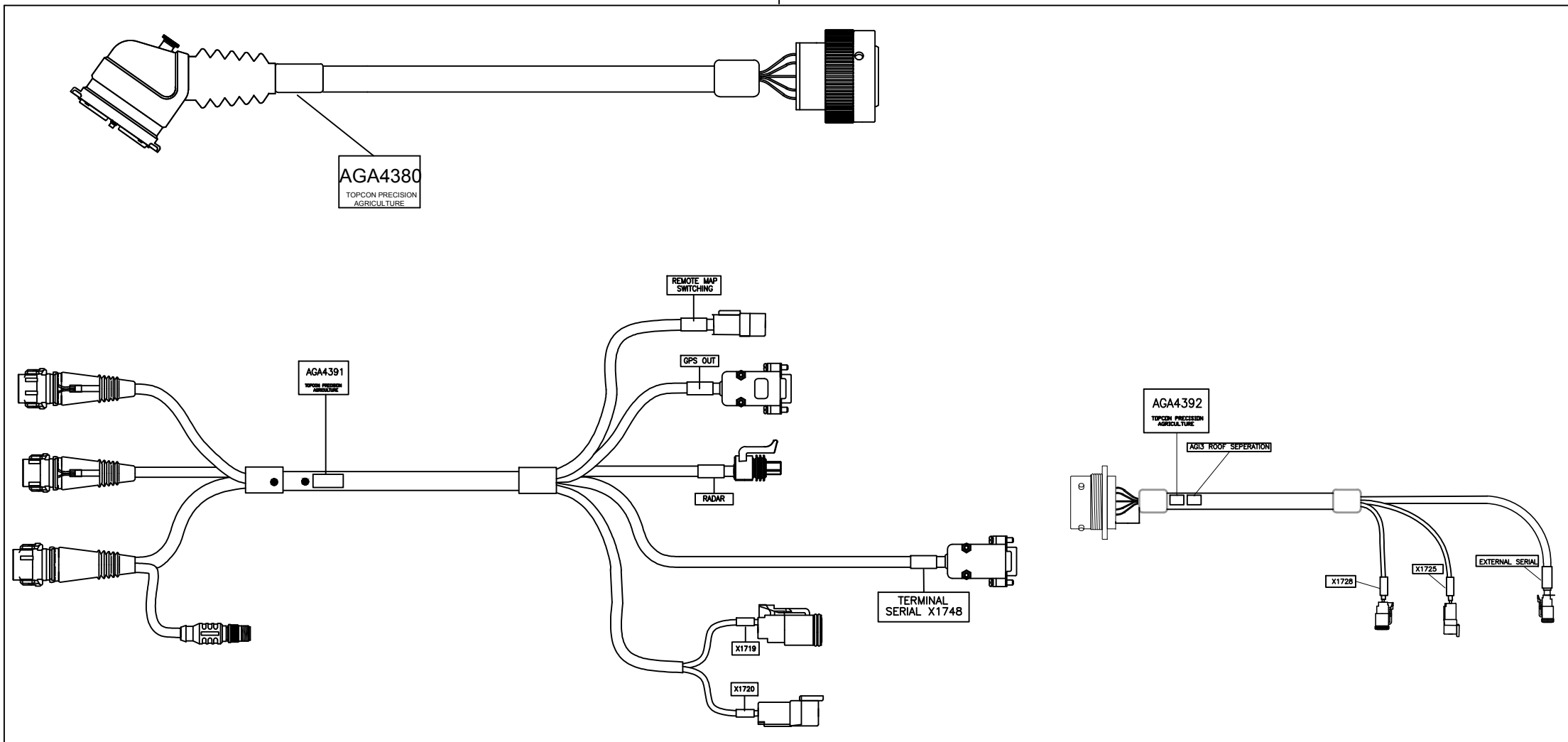

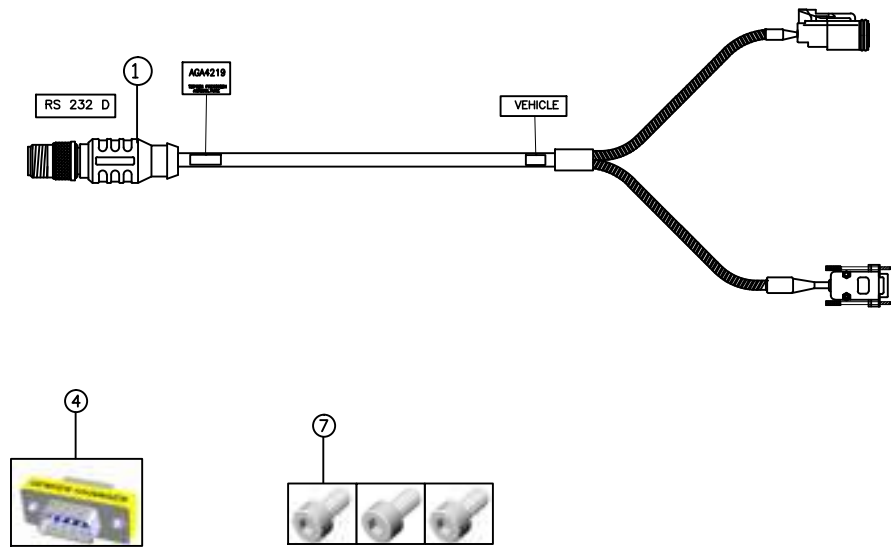
UNLESS OTHERWISE STATED, ALL PRINTED COPIES OF THIS DOCUMENT ARE UNCONTROLLED. REFER TO DRAWING REGISTER FOR LATEST RELEASE

PART NO: AGA4501

PART OF ASSY:



ITEM	QTY	MATERIAL/DESCRIPTION	DWG. NO.	CODE
1	1	HRNS, SYS250/350 AGCO COMMS	X	AGA4219
2	1	KIT, FENDT 900/800 HRNS SYS150	X	AGA4502
3	1	ASSY, MOUNT BRACKET AGI-3 FENDT	X	AGA4199
4	1	SERIAL DB9 M-M GENDER CHANGER	X	AGY1229
5	1	ASSY, CAB HRNS BRACKET AGI-3 GEN	X	AGA4399
6	1	RAM DBL SKT ARM C BALL B LENGTH	X	B114
7	1	SCREW, M5x16 SH ZP	X	F461
8	1	CARTON, SYSTEM 150 AGI-3	X	Z270
9	1	WARRANTY CARD, AG UNIVERSAL	X	AGW289
10	1	CABLE TIE 380x4.8mm	X	Y004
11	1	INSTALL GUIDE SUIT AGA4501	X	AGA4503



REV	DATE	ECO NO.	DESCRIPTION OF CHANGE	DRWN	APPR'D	MATERIAL	MACHINING TOLERANCES	DRAWN	DATE	PART OF ASSY:	PART NO:	PROJECT:	SHEET SIZE
1.0	20/07/12	628	ORIGINAL RELEASE	KL			X, +/-1 X.X +/-0.2 X.XX AS STATED ANGULAR ±0.25°	KL	20/07/12		AGA4501		A3
							HARNES TOLERANCES 0-300 +5/-3 300-1000 +10/-5 1000-3000 +20/-10 3000-5000 +40/-20 STRIP LENGTHS +0.5/-0				KIT, FENDT 700/800A/GUIDE READY SYSTEM 150		N/A
											00XXXX	SECURITY CLASS CONFIDENTIAL	AS1100
													REV 1.0

COPYRIGHT: THIS DRAWING IS THE PROPERTY OF TOPCON PRECISION AGRICULTURE. IT MAY NOT BE REPRODUCED IN WHOLE OR IN PART WITHOUT THEIR WRITTEN PERMISSION.

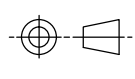
UNLESS OTHERWISE STATED, ALL PRINTED COPIES OF THIS DOCUMENT ARE UNCONTROLLED. REFER TO DRAWING REGISTER FOR LATEST RELEASE.

14 PARK WAY  
 MAWSON LAKES  
 SOUTH AUSTRALIA  
 5095  
 PH: +61(0)882033300  
 FAX: +611300307205  
 EMAIL: info@topcon.com  
 www.topcon.com


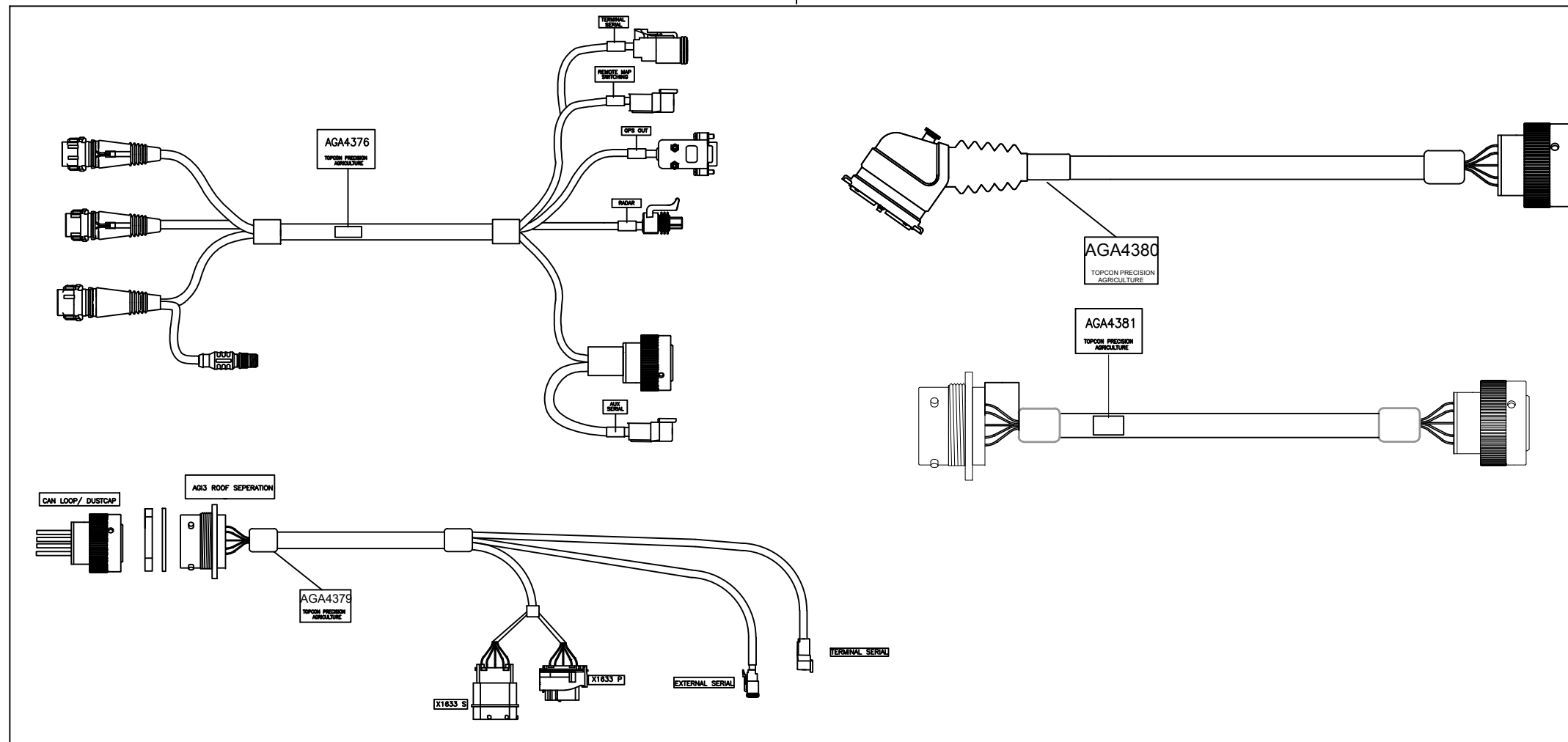
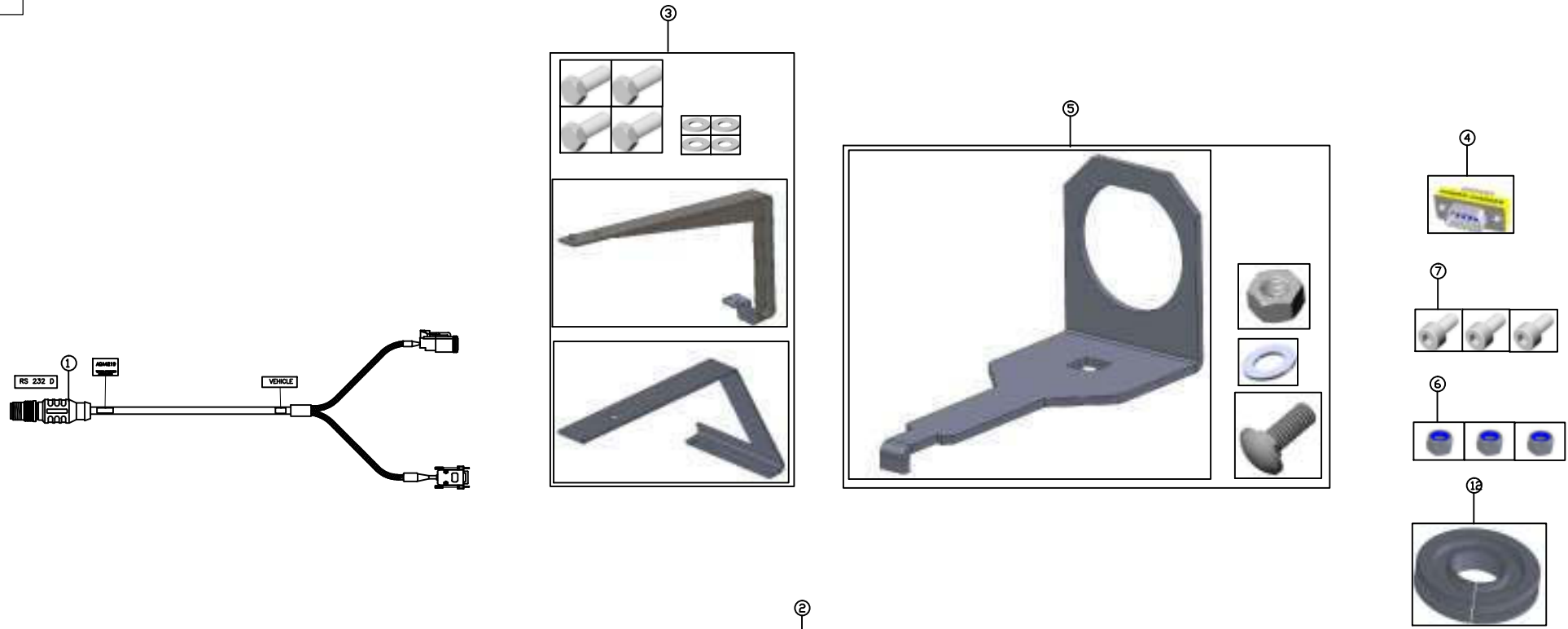


PART NO: AGA4479

PART OF ASSY:



ITEM	QTY	MATERIAL/DESCRIPTION	DWG. NO.	CODE
1	1	HRNS, SYS250/350 AGCO COMMS	X	AGA4219
2	1	KIT, HRNS FENDT 900 SYS150	X	AGA4480
3	1	KIT, AGI-3 ROOF MOUNT FENDT 900	X	AGA4398
4	1	SERIAL DB9 M-M GENDER CHANGER	X	AGY1229
5	1	ASSY CAB HRNS BRACKET AGI-3 GEN	X	AGA4399
6	3	NUT M5 NYLOC SS	X	F291
7	3	SCREW M5x16 SH ZP	X	F461
8	1	BOX, CARDBOARD 790x340x240mm	X	Z024
9	1	WARRANTY CARD, AG UNIVERSAL	X	AGW289
10	1	CABLE TIE 380x4.8mm	X	Y004
11	1	INSTALL GUIDE SUIT AGA4479	X	AGA4481
12	1	HARNESS GROMMIT, FENDT 900	X	AGM390



COPYRIGHT: THIS DRAWING IS THE PROPERTY OF TOPCON PRECISION AGRICULTURE. IT MAY NOT BE REPRODUCED IN WHOLE OR IN PART WITHOUT THEIR WRITTEN PERMISSION.

UNLESS OTHERWISE STATED, ALL PRINTED COPIES OF THIS DOCUMENT ARE UNCONTROLLED. REFER TO DRAWING REGISTER FOR LATEST RELEASE.

REV	DATE	ECO NO.	DESCRIPTION OF CHANGE	DRWN	APPR'D	MATERIAL	MACHINING TOLERANCES	DRAWN	DATE	PART OF ASSY:	PART NO:	PROJECT:	SHEET SIZE
1.0	20/07/12	576	ORIGINAL RELEASE	KL			X, +/-1 X.X +/-0.2 X.XX AS STATED ANGULAR ±0.25°	KL	20/07/12		AGA4479		A3
							HARNES TOLERANCES 0-300 +5/-3 300-1000 +10/-5 1000-3000 +20/-10 3000-5000 +40/-20 STRIP LENGTHS +0.5/-0						N/A
													SHEET 1 OF 1
													REV 1.0

TITLE:	KIT, FENDT 900 A/GUIDE READY SYSTEM 150	DRAWING NO:	00XXXX	SECURITY CLASS	CONFIDENTIAL	DRAWING STANDARD	AS1100
DO NOT SCALE UNLESS OTHERWISE STATED ALL DIMENSIONS ARE IN MILLIMETRES		MACHINE FINISH	3.2	ALL ROUND UNLESS OTHERWISE STATED			
		14 PARK WAY MAWSON LAKES SOUTH AUSTRALIA 5095		PH: +61(0)882033300 FAX: +611300307205 EMAIL: info@topcon.com www.topcon.com			



# ***System 350***

## ***AGCO Steer-Ready***

### ***Track Tractor***

### ***Harness Kits***



*X30 Console*

*AGI-3 Receiver/  
Steering Controller*

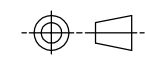
*AGI-4 Receiver/  
Steering Controller*

*ACU-1 Interface*

### **Contents**

- A3646
- A3790

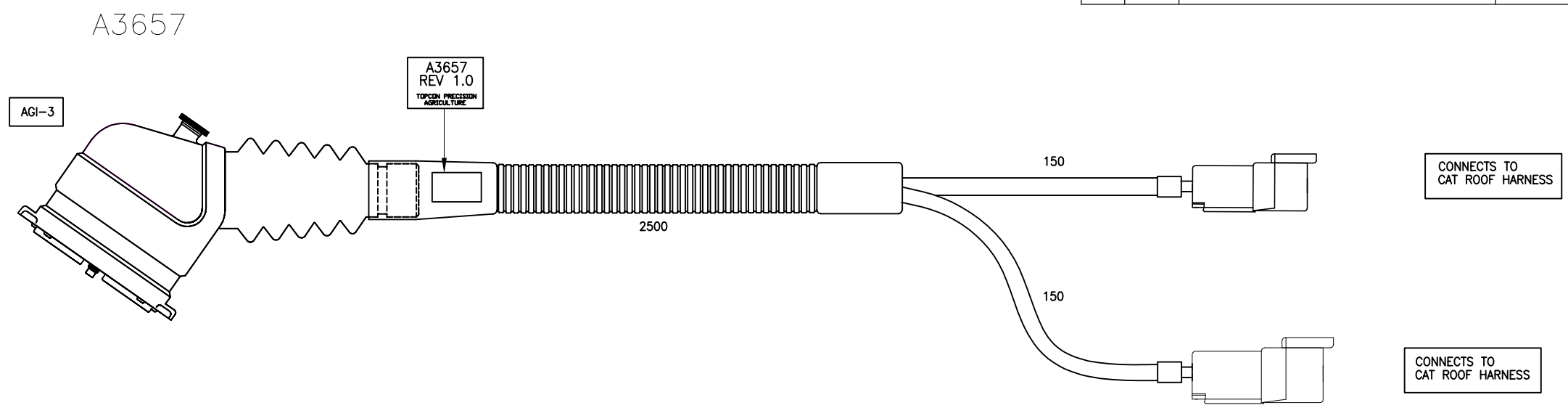
PART NO: A3646



PART OF ASSY:

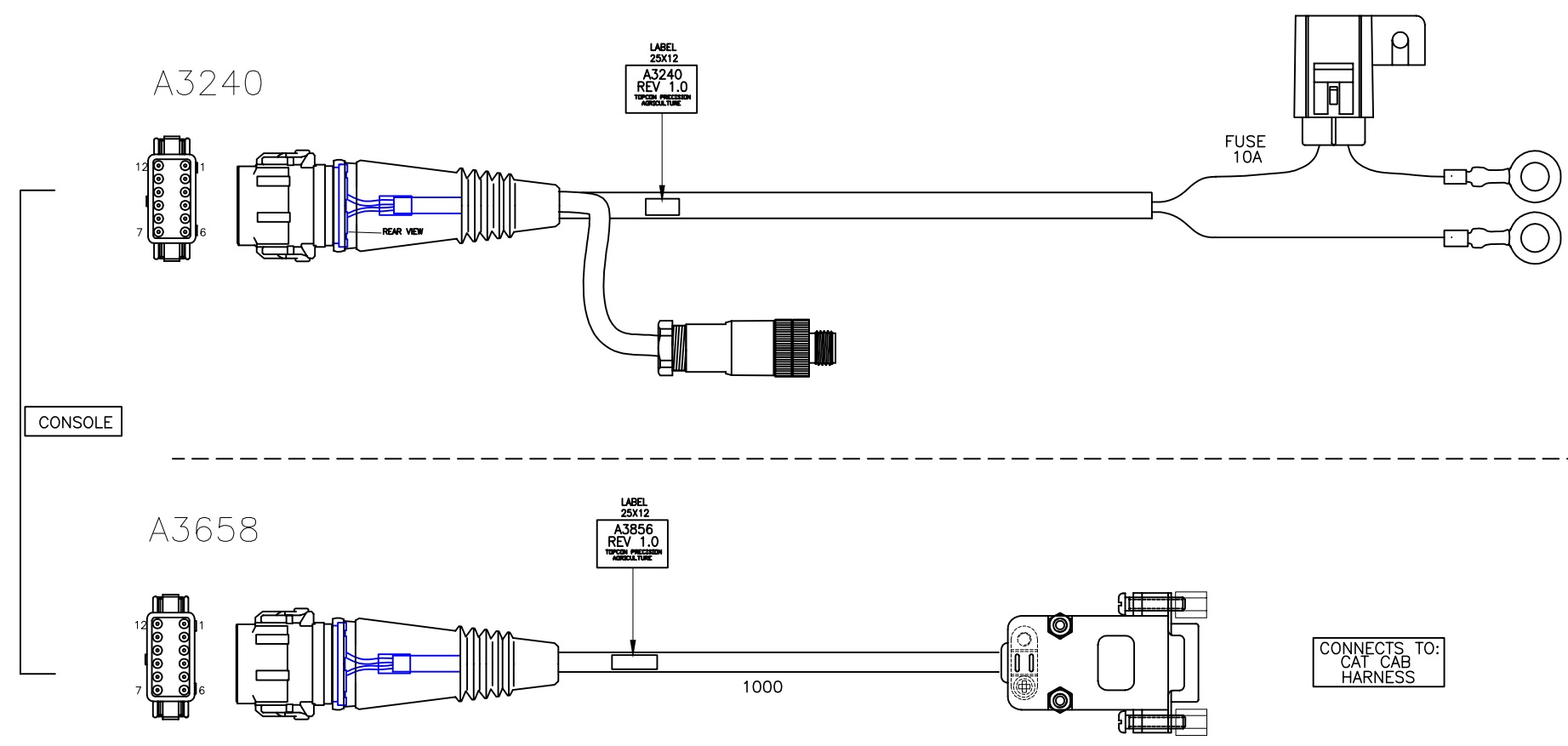
ITEM	QTY	MATERIAL/DESCRIPTION	DWG. NO.	CODE
1	1	SYSTEM 150 AGI-3 TO CAB HARNESS	2846	A3657
		SUIT CAT MT 700B/800B		
2	1	PCS 150/AGI-3 TO ACO MT 700B/800B	2631	A3240
3	1	SYSTEM 150 CONSOLE TO CAB COMMS	1286	A3856
		HARNESS SUIT CAT MT 700B/800B		

A3567  
AGI-3



Axxxx  
CONSOLE

SUPPLIED WITH CONSOLE KIT



REV	DATE	ECO NO.	DESCRIPTION OF CHANGE	DRWN	APPR'D	MATERIAL	MACHINING TOLERANCES	DRAWN	DATE	PART OF ASSY:	PART NO:	PROJECT:	SHEET SIZE	
1.0.0	21/10/08		ORIGINAL RELEASE	DJK			X. XX +/-0.1 X.XX +/-0.2 X.XX AS STATED ANGULAR ±0.25°	JR	08/10/08		A3646	2128	A3	
							HARNESS TOLERANCES 0-300 +5/-3 300-1000 +10/-5 1000-3000 +20/-10 3000-5000 +40/-20 STRIP LENGTHS +0.5/-0	DJK	21/10/08	MACHINE FINISH 3.2 ALL ROUND UNLESS OTHERWISE STATED			SCALE N/A	
								MW	06/11/08	DO NOT SCALE UNLESS OTHERWISE STATED ALL DIMENSIONS ARE IN MILLIMETRES			SHEET 1 OF 1	
											TITLE: SYSTEM 150 TO SUIT CAT MT 700B/800B			
											DRAWING NO: 002865	SECURITY CLASS CONFIDENTIAL	DRAWING STANDARD AS1100	REV A

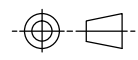
**TOPCON** Precision Agriculture  
14 PARK WAY MAWSON LAKES SOUTH AUSTRALIA 5095  
PH:+61(0)882033300 FAX: +611300307205 EMAIL:info@kee.com.au www.kee.com.au

COPYRIGHT: THIS DRAWING IS THE PROPERTY OF TOPCON PRECISION AGRICULTURE. IT MAY NOT BE REPRODUCED IN WHOLE OR IN PART WITHOUT THEIR WRITTEN PERMISSION.


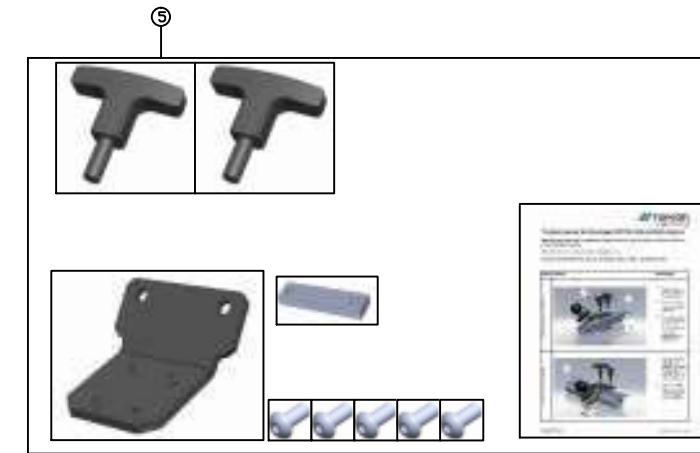
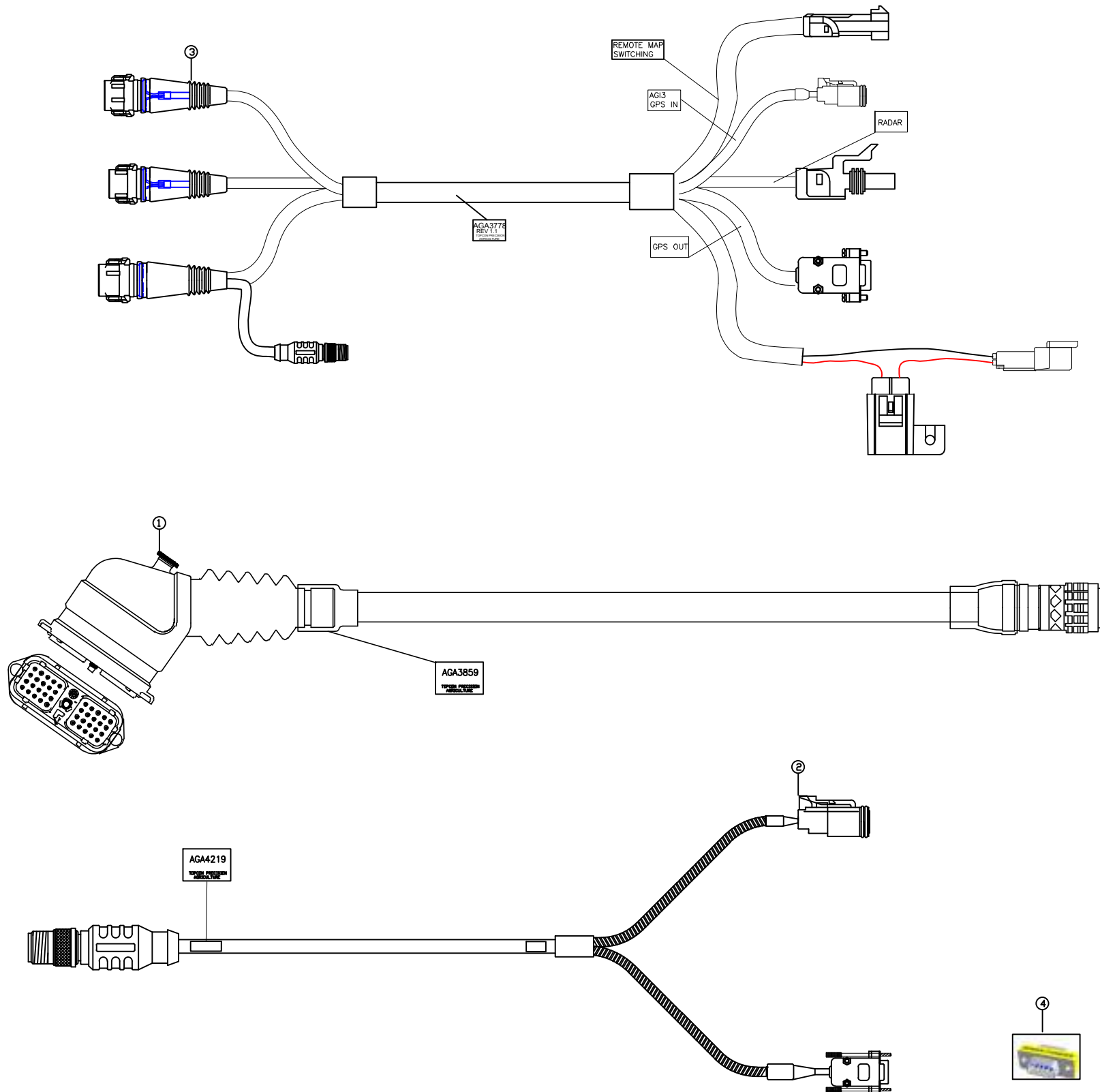
UNLESS OTHERWISE STATED, ALL PRINTED COPIES OF THIS DOCUMENT ARE UNCONTROLLED. REFER TO DRAWING REGISTER FOR LATEST RELEASE

PART NO: AGA3790

PART OF ASSY:



ITEM	QTY	MATERIAL/DESCRIPTION	DWG. NO.	CODE
1	1	HRNS, AGE-2 READY	X	AGA3859
2	1	HRNS, SYS 250/350 AGCO COMMS	X	AGA4219
3	1	HRNS, CHALLENGER MT700C/800C/	X	A3778
4	1	SERIAL GENDER ADAPT, DB9 MALE	X	AGY1229
5	1	KIT, CONSOLE MOUNT, CHALLENGER	X	AGA4261
6	1	MANUAL, SYS 150 AGI-3 INSTALL	X	AGA3793
7	1	WARRANTY CARD, AG UNIVERSAL	X	AGW289
8	1	CABLE TIE, 380mm x 4.8mm	X	Y004
9	1	CARTON, STSYEM 150 A/STEER	X	Z279



REV	DATE	ECO NO.	DESCRIPTION OF CHANGE	DRWN	APPR'D	MATERIAL	MACHINING TOLERANCES	DRAWN	DATE	PART OF ASSY:	PART NO:	PROJECT:	SHEET SIZE
1.0	25/07/13	624	ORIGINAL RELEASE	KL			X, +/-1 X.X +/-0.2 X.XX AS STATED ANGULAR ±0.25°	KL	25/07/13		AGA3790		A3
							HARNES TOLERANCES 0-300 +5/-3 300-1000 +10/-5 1000-3000 +20/-10 3000-5000 +40/-20 STRIP LENGTHES +0.5/-0						N/A
													SHEET 1 OF 1
													REV 1.0

COPYRIGHT: THIS DRAWING IS THE PROPERTY OF TOPCON PRECISION AGRICULTURE. IT MAY NOT BE REPRODUCED IN WHOLE OR IN PART WITHOUT THEIR WRITTEN PERMISSION.

UNLESS OTHERWISE STATED, ALL PRINTED COPIES OF THIS DOCUMENT ARE UNCONTROLLED. REFER TO DRAWING REGISTER FOR LATEST RELEASE.

14 PARK WAY  
 MAWSON LAKES  
 SOUTH AUSTRALIA  
 5095  
 PH: +61(0)882033300  
 FAX: +611300307205  
 EMAIL: info@topcon.com  
 www.topcon.com

TITLE: SYSTEM 150 A/STEER SUIT  
 CAT MT700/800/900C KIT  
 DRAWING NO: 003790  
 SECURITY CLASS: CONFIDENTIAL  
 DRAWING STANDARD: AS1100

# *System 350*

## *AGCO Steer-Ready*

### *Articulating Tractor*

#### *Harness Kits*



*X30 Console*

*AGI-3 Receiver/  
Steering Controller*

*AGI-4 Receiver/  
Steering Controller*

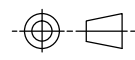
*ACU-1 Interface*

#### **Contents**


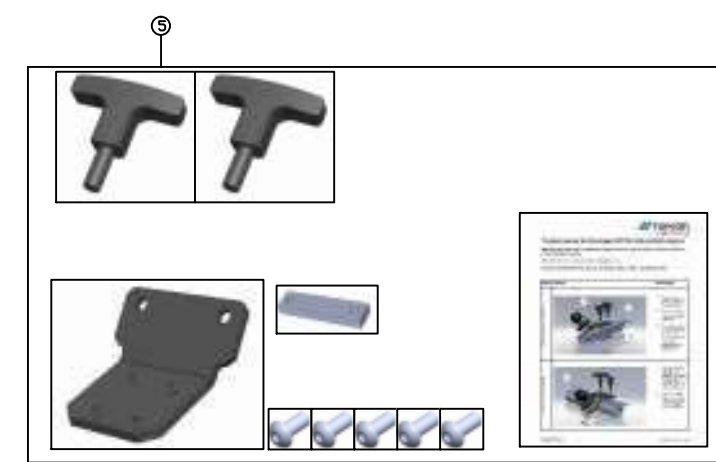
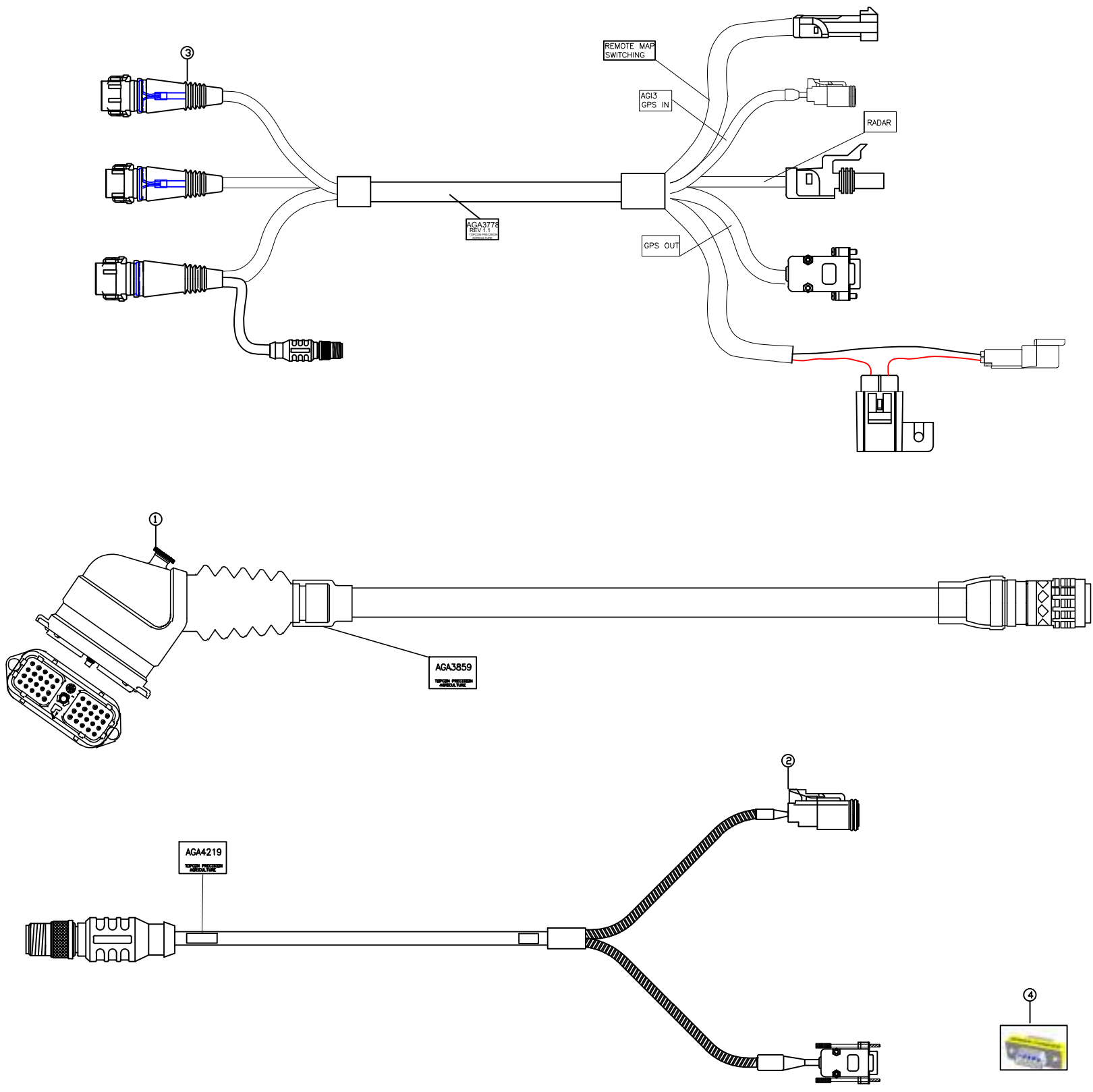
- A3790
- AGA5082

PART NO: AGA3790

PART OF ASSY:



ITEM	QTY	MATERIAL/DESCRIPTION	DWG. NO.	CODE
1	1	HRNS, AGE-2 READY	X	AGA3859
2	1	HRNS, SYS 250/350 AGCO COMMS	X	AGA4219
3	1	HRNS, CHALLENGER MT700C/800C/	X	A3778
4	1	SERIAL GENDER ADAPT, DB9 MALE	X	AGY1229
5	1	KIT, CONSOLE MOUNT, CHALLENGER	X	AGA4261
6	1	MANUAL, SYS 150 AGI-3 INSTALL	X	AGA3793
7	1	WARRANTY CARD, AG UNIVERSAL	X	AGW289
8	1	CABLE TIE, 380mm x 4.8mm	X	Y004
9	1	CARTON, STSYEM 150 A/STEER	X	Z279



REV	DATE	ECO NO.	DESCRIPTION OF CHANGE	DRWN	APPR'D	MATERIAL	MACHINING TOLERANCES	DRAWN	DATE	PART OF ASSY:	PART NO:	PROJECT:	SHEET SIZE
1.0	25/07/13	624	ORIGINAL RELEASE	KL			X, +/-1 X.X +/-0.2 X.XX AS STATED ANGULAR ±0.25°	KL	25/07/13		AGA3790		A3
							HARNES TOLERANCES 0-300 +5/-3 300-1000 +10/-5 1000-3000 +20/-10 3000-5000 +40/-20 STRIP LENGTHES +0.5/-0						N/A
													SHEET 1 OF 1
													REV 1.0

COPYRIGHT: THIS DRAWING IS THE PROPERTY OF TOPCON PRECISION AGRICULTURE. IT MAY NOT BE REPRODUCED IN WHOLE OR IN PART WITHOUT THEIR WRITTEN PERMISSION.

UNLESS OTHERWISE STATED, ALL PRINTED COPIES OF THIS DOCUMENT ARE UNCONTROLLED. REFER TO DRAWING REGISTER FOR LATEST RELEASE.

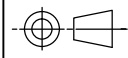
14 PARK WAY  
 MAWSON LAKES  
 SOUTH AUSTRALIA  
 5095  
 PH: +61(0)882033300  
 FAX: +611300307205  
 EMAIL: info@topcon.com  
 www.topcon.com

MACHINE FINISH: 3.2  
 DO NOT SCALE UNLESS OTHERWISE STATED ALL DIMENSIONS ARE IN MILLIMETRES  
 ALL ROUND UNLESS OTHERWISE STATED  
 DRAWING NO: 003790  
 SECURITY CLASS: CONFIDENTIAL  
 DRAWING STANDARD: AS1100

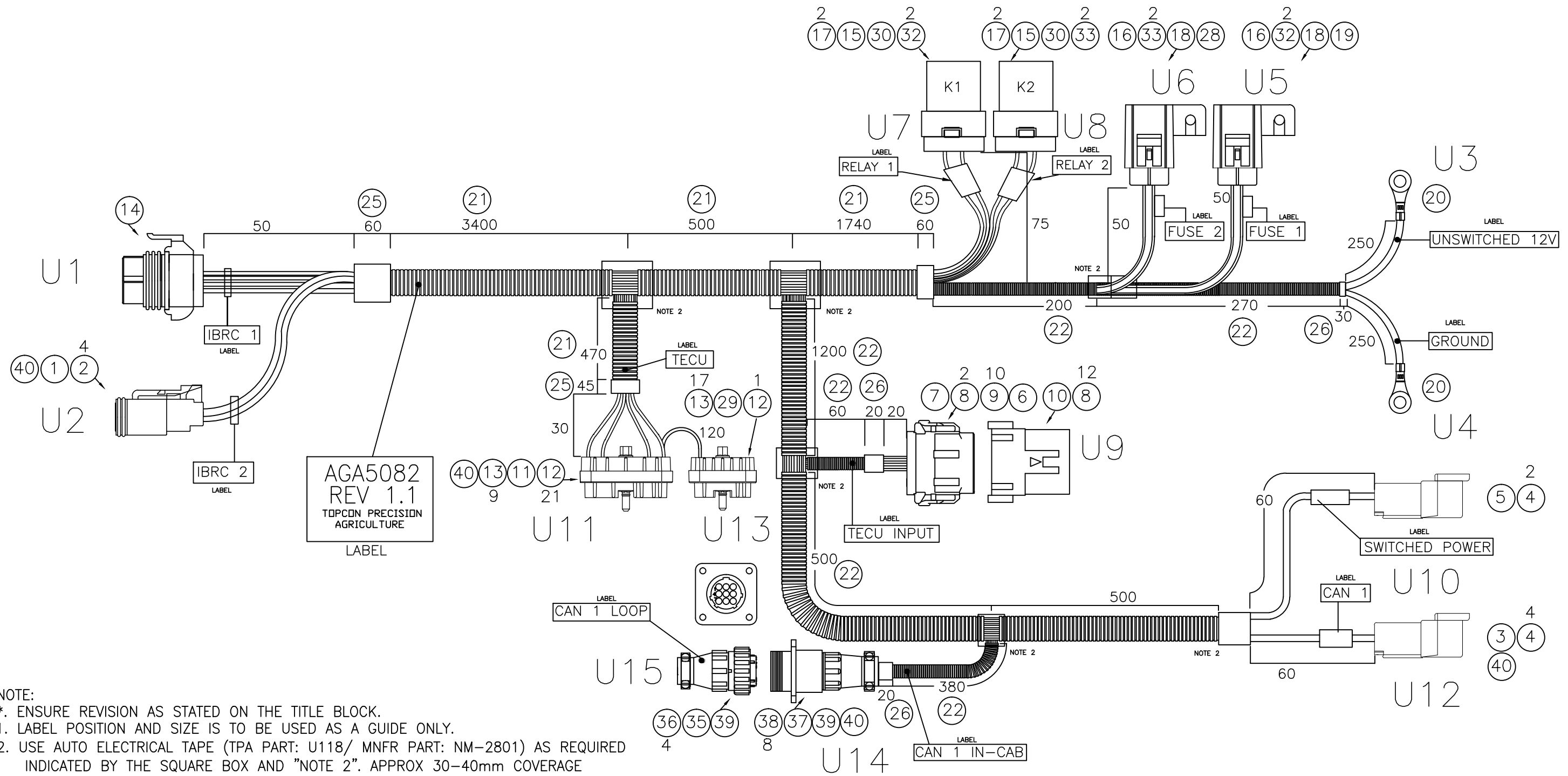


PART NO: AGH1073

PART OF ASSY: AGA5082



ITEM	QTY	MATERIAL / DESCRIPTION	MFR NO	TOPCON NO	ITEM	QTY	MATERIAL / DESCRIPTION	MFR NO	TOPCON NO	ITEM	QTY	MATERIAL / DESCRIPTION	MFR NO	TOPCON NO
38	8	AMP MALE TERM.	0-066098-8	Y074	18	2	METRI PACK FUSE HOLDER COVER	12033731	Y814	1	1	DEUTSCH DT 4 POS. MALE CONNECTOR	DT06-04S/W	Y882
39	2	AMP CPC BACKSHELL	0-0206966-1	Y152	19	1	AUTO FUSE 30a BLADE	52830	Y850	2	4	DEUTSCH DT FEMALE TERM.	0462-201-16141	Y723
40	7.27m	ISOBUS 11783-2 QUAD TWISTED CABLE	206870	AGE386	20	2	9.7mm EYE TERM.	1-0279514-1	Y484	3	1	DEUTSCH DT 4 POS. FEMALE CONNECTOR	DT04-04P/W	Y883
					21	6.4m	16mm SPLIT CONDUIT (BLACK)	4Q727016B	E129	4	6	DEUTSCH DT MALE TERM.	0460-202-16141	Y700
					22	3.2m	13mm SPLIT CONDUIT (BLACK)	810-130PCS-BK	E128	5	1	DEUTSCH DT 2 POS. FEMALE CONNECTOR	DT04-02P/W	Y881
					25	0.185m	24mm HEATSHRINK GLUE LINED (BLACK)	812-RDW240BK-1.2	E339	6	1	DEUTSCH DTM 12 POS. MALE CONNECTOR	DTM06-12SA	Y731
					26	.07m	12mm HEATSHRINK GLUE LINED (BLACK)	812-RMW120BK-1.2	E361	7	1	DEUTSCH DTM 12 POS. SECONDARY LOCK	WM-12S	Y732
					28	1	AUTO FUSE 15a BLADE	52815	Y847	8	14	DEUTSCH DTM CAVITY PLUG	0413-204-2005	Y730
					29	1	METRI-PACK 150 18 POS. MALE CONNECTOR	15492546	AGY1395	9	10	DEUTSCH DTM FEMALE TERM.	1062-20-0122	Y1057
					30	2	ISO RELAY SOCKET SUITS V4FA RELAY	12065686	AGY1420	10	1	DEUTSCH DTM 12 POS. FEMALE CONNECTOR	DTM04-12PA	Y734
					32	4	METRIPACK 630 FEMALE TERMINAL 3.0mm	12033997	AGY1422	11	1	METRI-PACK 150 30 POS. MALE CONNECTOR	15492542	AGY1396
					33	4	METRIPACK 630 FEMALE TERMINAL 1.0-2.0mm	12066614	AGY1421	12	22	METRI-PACK 150 FEMALE TERM.	12103881	Y886
					35	1	AMP CPC 9 POS. FEMALE CONNECTOR	206708-1	Y153	13	26	METRI-PACK 150 CAVITY PLUG	4-1437284-3	Y768
					36	4	AMP FEMALE TERM.	0-066100-7	Y072	14	1	IBRC ASS.	1701183	AGY1397
					37	1	AMP CPC 9 POS. MALE CONNECTOR	206705-1	Y154	15	2	30a WEATHERPROOF RELAY	VF4A-65F11-S01	AGS176
										16	2	METRI PACK FUSE HOLDER	12033769	Y815
										17	4	METRI PACK 630 PULL TO SEAT FEMALE TERM.	12020156	Y813



- NOTE:
- ENSURE REVISION AS STATED ON THE TITLE BLOCK.
  - LABEL POSITION AND SIZE IS TO BE USED AS A GUIDE ONLY.
  - USE AUTO ELECTRICAL TAPE (TPA PART: U118/ MNFR PART: NM-2801) AS REQUIRED INDICATED BY THE SQUARE BOX AND "NOTE 2". APPROX 30-40mm COVERAGE ON ALL CONDUIT EDGES, ENSURE GOOD COVERAGE WITH SEVERAL LAYERS OF TAPE AT BREAKOUTS.
  - PLACE HEATSHRINK OVER NON CONNECTED CAN TBC 12v AND TBC GROUND WIRES AT CONNECTOR U11.
  - ENSURE BACKSHELL COVERS CAN LOOP WIRES AT CONNECTOR U15, FIT STRAIN RELIEF WITH LOOP WIRES INSIDE BACKSHELL.
  - USE ISOBUS CABLE (ITEM 40) WHERE INDICATED BY TWIST SYMBOL.

NOTE: THIS COMPONENT MUST COMPLY WITH THE REQUIREMENTS OF THE E.U. RoHS DIRECTIVE

REV	DATE	ECO NO.	DESCRIPTION OF CHANGE	DRWN	APPR'D	MATERIAL	MACHINING TOLERANCES	DRAWN	DATE	PART OF ASSY: AGA5082	PART NO: AGH1073	PROJECT: 2195	SHEET SIZE A3
1.0	15/8/12	1006	PRODUCTION RELEASE	BHM	KM		X, X.X +/-1 X.XX +/-0.2 ANGULAR ±0.25°	BHM	15/8/12				
1.1.0	4/1/13	C0707	Relay Labels, Lngth U11-U13 120mm remove item 23, 24	DK			HARNES TOLERANCES 0-300 +5/-3 300-1000 +10/-5 1000-3000 +20/-10 3000-5000 +40/-20 STRIP LENGTHS +0.5/-0	KL	26/10/12	MACHINE FINISH 3.2 ALL ROUND UNLESS OTHERWISE STATED	DO NOT SCALE UNLESS OTHERWISE STATED ALL DIMENSIONS ARE IN MILLIMETRES		SCALE N/A
								ENG APPROVAL	DATE				SHEET 1 OF 2
								KM	26/10/12				REV 1.1.0
<p>14 PARK WAY MAWSON LAKES SOUTH AUSTRALIA 5095</p> <p>PH: +61(0)882033300 FAX: +611300307205 EMAIL: info@kee.com.au www.kee.com.au</p>										DRAWING NO: 004129	SECURITY CLASS CONFIDENTIAL	DRAWING STANDARD AS1100	

COPYRIGHT: THIS DRAWING IS THE PROPERTY OF TOPCON PRECISION AGRICULTURE. IT MAY NOT BE REPRODUCED IN WHOLE OR IN PART WITHOUT THEIR WRITTEN PERMISSION.

UNLESS OTHERWISE STATED, ALL PRINTED COPIES OF THIS DOCUMENT ARE UNCONTROLLED. REFER TO DRAWING REGISTER FOR LATEST RELEASE.

# *System 350*

## **AGCO Steer-Ready Combine Harvester Harness Kits**



*X30 Console*

*ACU-1 Interface*

*AGI-3 Receiver/  
Steering Controller*

*AGI-4 Receiver/  
Steering Controller*


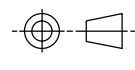
### **Contents**

- AGA4462
- AGA4459



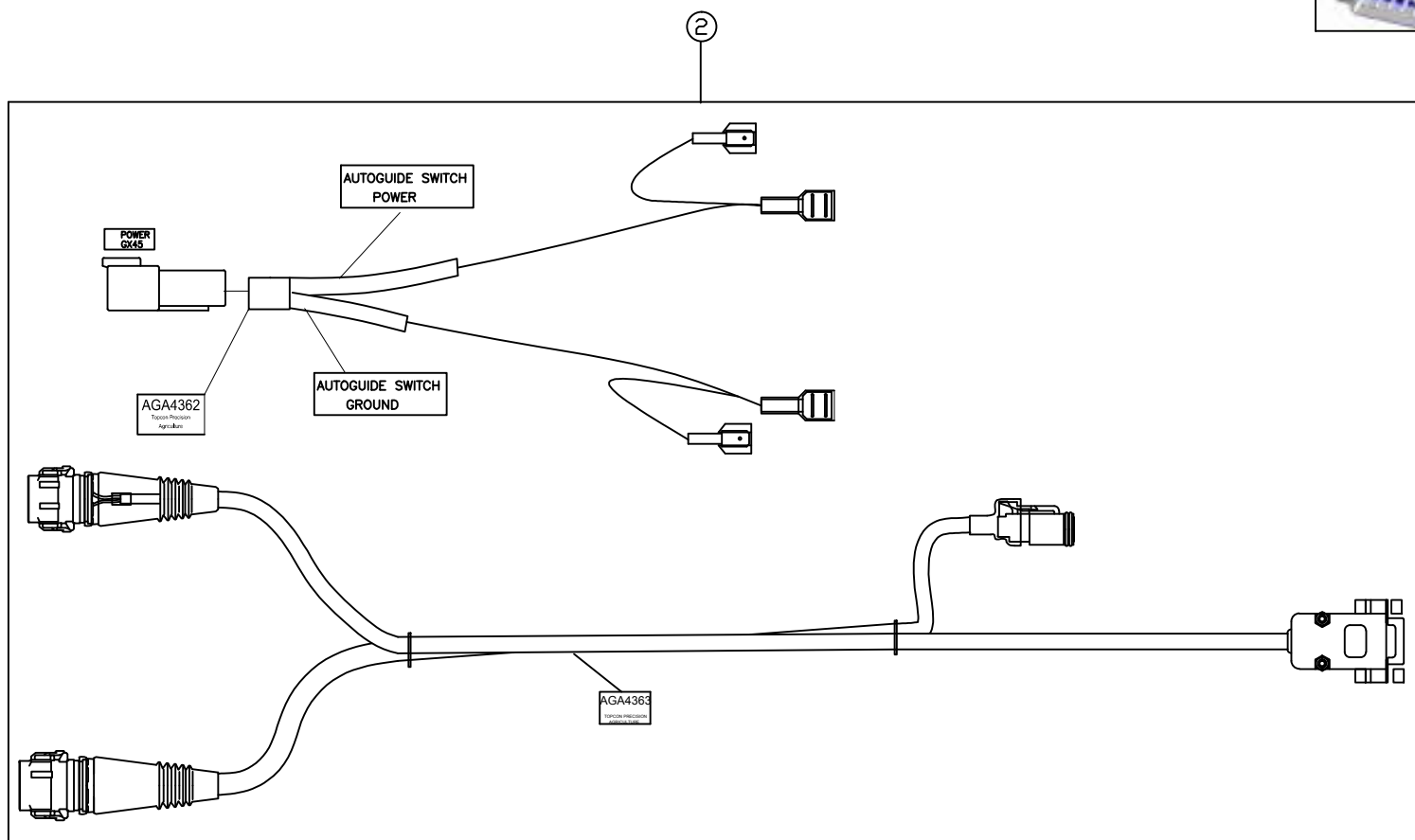
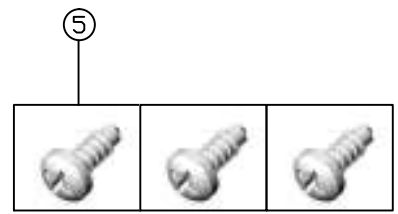
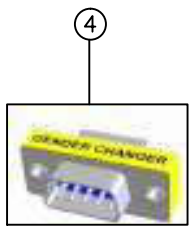
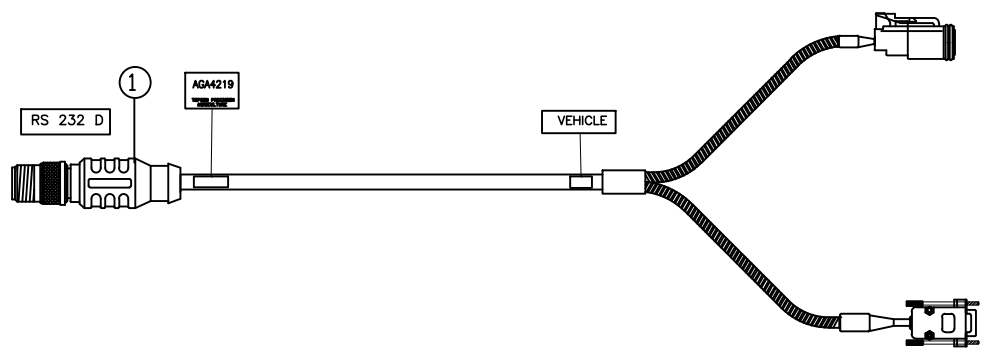
PART NO: AGA4459

PART OF ASSY:



AGA3859  
TOPCON PRECISION AGRICULTURE

ITEM	QTY	MATERIAL/DESCRIPTION	DWG. NO.	CODE
1	1	HRNS, SYS150/350 AGCO COMMS	X	AGA4219
2	1	KIT, AGCO AXIAL COMBINE GX-45	X	AGA4460
3	1	HRNS A-G2 READY	X	AGA3859
4	1	SERIAL DBB9 M-M GENDER CHANGER	X	AGY1229
5	3	SCREW NO12x1.25" P/H S/TAP ZP	X	F350
6	1	WARRANTY CARD, AG UNIVERSAL	X	AGW289
7	1	INSTALL GUIDE SUIT AGCO AXIAL	X	AGA4461
8	1	CARTON, SYSTEM 110/150 AUTO	X	Z274



REV	DATE	ECO NO.	DESCRIPTION OF CHANGE	DRWN	APPR'D	MATERIAL	MACHINING TOLERANCES
1.0	19/07/12	557	ORIGINAL RELEASE	KL			X, +/-1 X.X +/-0.2 X.XX AS STATED ANGULAR ±0.25°
						FINISH	HARNES TOLERANCES 0-300 +5/-3 300-1000 +10/-5 1000-3000 +20/-10 3000-5000 +40/-20 STRIP LENGTHS +0.5/-0

DRAWN KL	DATE 19/07/12	PART OF ASSY:
CHECKED	DATE	MACHINE FINISH 3.2
ENG APPROVAL	DATE	DO NOT SCALE UNLESS OTHERWISE STATED ALL DIMENSIONS ARE IN MILLIMETRES
		14 PARK WAY MAWSON LAKES SOUTH AUSTRALIA 5095 PH: +61(0)882033300 FAX: +611300307205 EMAIL: info@topcon.com www.topcon.com

PART NO: AGA4459	PROJECT:	SHEET SIZE A3
TITLE: KIT, AGCO AXIAL COMBINE SYSTEM 150		SCALE N/A
DRAWING NO: 00XXXX	SECURITY CLASS CONFIDENTIAL	SHEET 1 OF 1
DRAWING STANDARD AS1100	REV 1.0	

COPYRIGHT: THIS DRAWING IS THE PROPERTY OF TOPCON PRECISION AGRICULTURE. IT MAY NOT BE REPRODUCED IN WHOLE OR IN PART WITHOUT THEIR WRITTEN PERMISSION

UNLESS OTHERWISE STATED, ALL PRINTED COPIES OF THIS DOCUMENT ARE UNCONTROLLED. REFER TO DRAWING REGISTER FOR LATEST RELEASE

# *System 350*

## *AGCO Steer-Ready Receiver Mounting Bracket Kits*



*X30 Console*

*ACU-1 Interface*

*AGI-3 Receiver/  
Steering Controller*

*AGI-4 Receiver/  
Steering Controller*

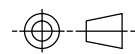
### **Contents**

- AGA3788
- AGA4199
- AGA4609
- AGA5194
- AGA3644
- A3734
- AGA4511

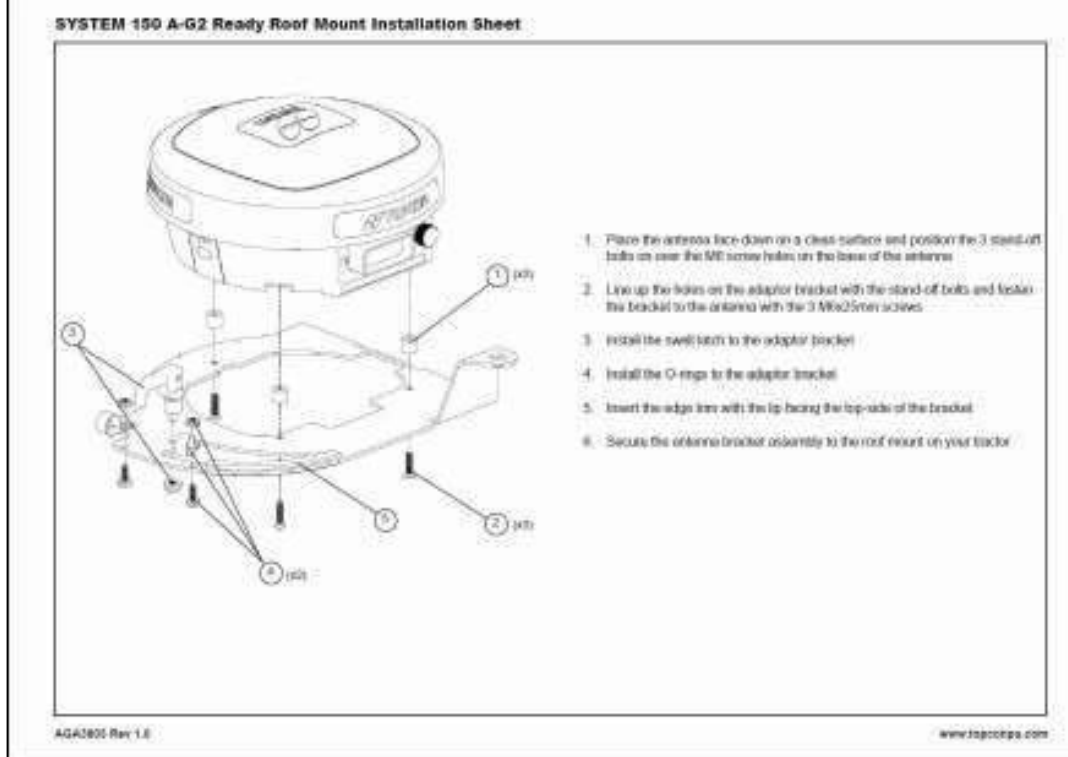

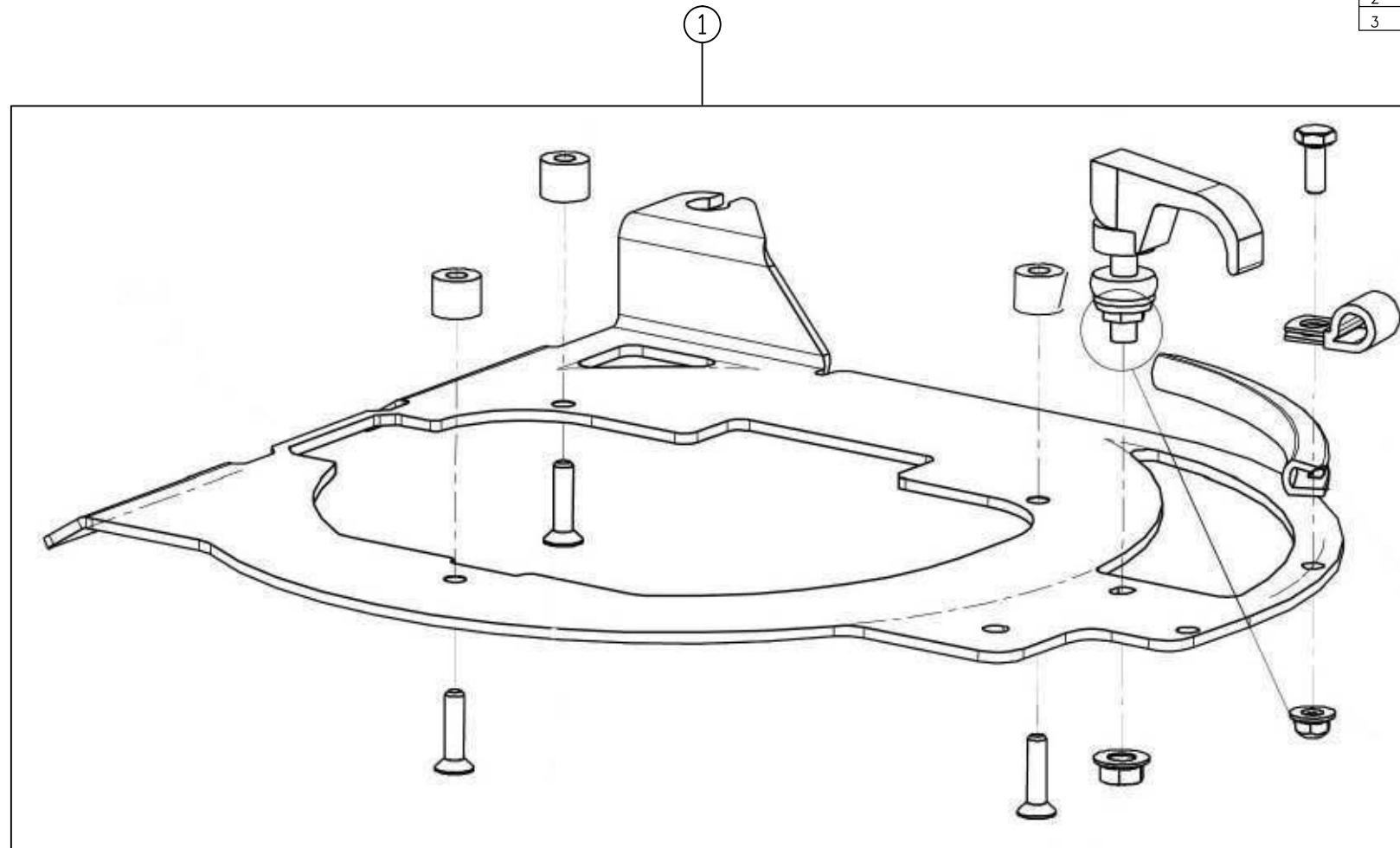


PART NO: AGA3788

PART OF ASSY:



ITEM	QTY	MATERIAL/DESCRIPTION	DWG. NO.	CODE
1	1	55-72570218 AG2 RECEIVER BKT	X	A3789
2	1	WARRANTY CARD, AG UNIVERSAL	X	AGW289
3	1	AG2 READY ROOF MNT BKT INSTALL	X	A3803



2

3

REV	DATE	ECO NO.	DESCRIPTION OF CHANGE	DRWN	APPR'D	MATERIAL	MACHINING TOLERANCES	DRAWN	DATE	PART OF ASSY:	PART NO:	PROJECT:	SHEET SIZE
1.0	18/06/12	-	ORIGINAL RELEASE	KL			X, +/-1 X.X +/-0.2 X.XX AS STATED ANGULAR ±0.25°	KL	18/06/12		AGA3788		A3
							HARNES TOLERANCES 0-300 +5/-3 300-1000 +10/-5 1000-3000 +20/-10 3000-5000 +40/-20 STRIP LENGTHS +0.5/-0				AG2 READY AGI-3/AGCO ROOF MNT		SCALE N/A
													SHEET 1 OF 1
													REV 1.0

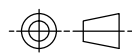
14 PARK WAY  
 MAWSON LAKES  
 SOUTH AUSTRALIA  
 5095  
 PH: +61(0)882033300  
 FAX: +611300307205  
 EMAIL: info@topcon.com  
 www.topcon.com

DRAWING NO: 00XXXX  
 SECURITY CLASS: CONFIDENTIAL  
 DRAWING STANDARD: AS1100

COPYRIGHT: THIS DRAWING IS THE PROPERTY OF TOPCON PRECISION AGRICULTURE. IT MAY NOT BE REPRODUCED IN WHOLE OR IN PART WITHOUT THEIR WRITTEN PERMISSION


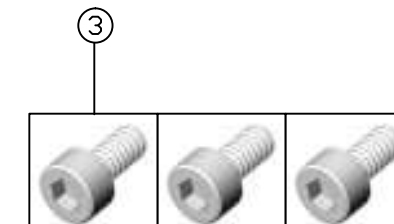
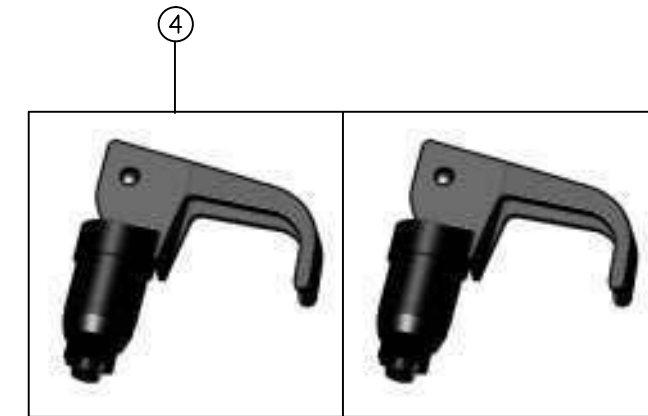
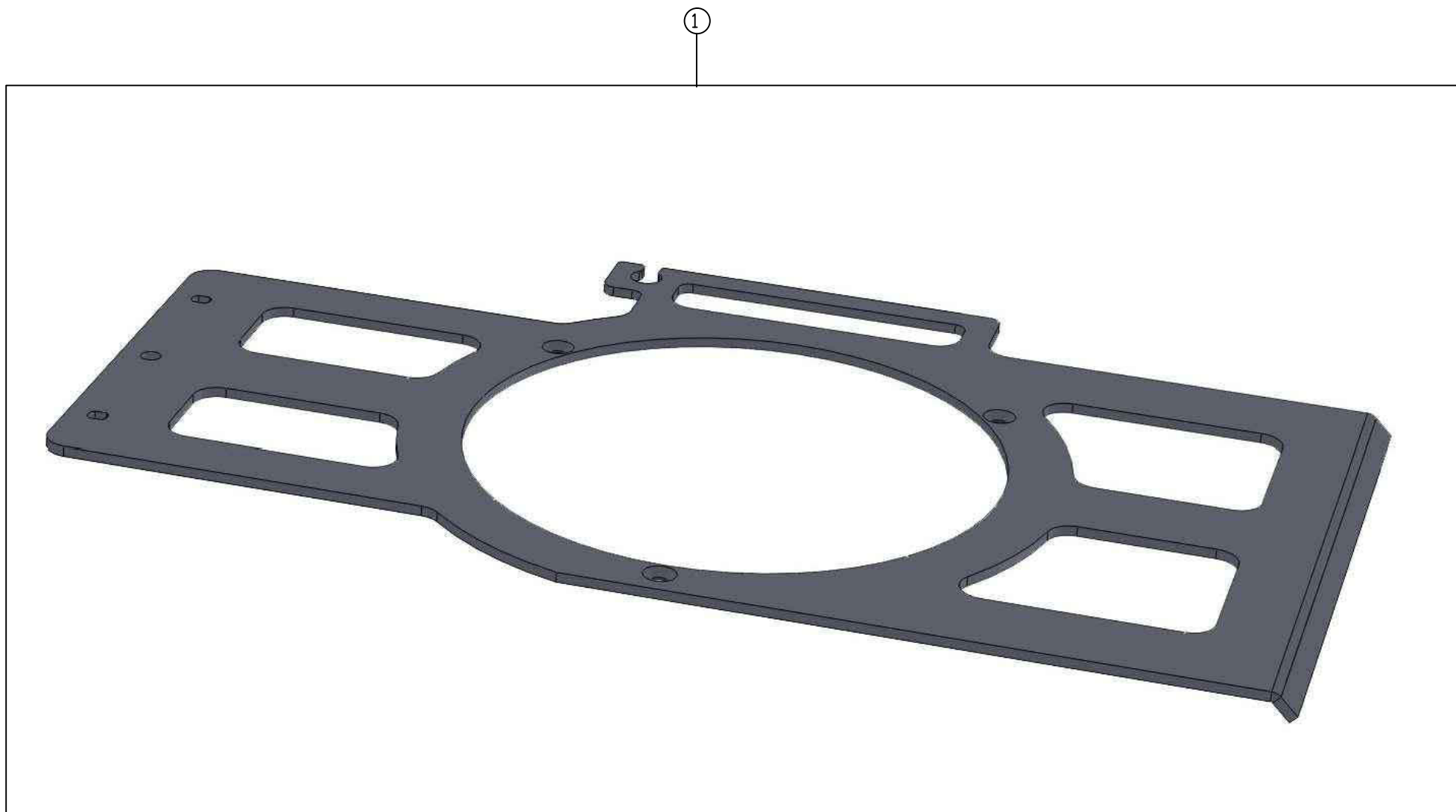
UNLESS OTHERWISE STATED, ALL PRINTED COPIES OF THIS DOCUMENT ARE UNCONTROLLED. REFER TO DRAWING REGISTER FOR LATEST RELEASE

PART NO: AGA4199



PART OF ASSY:

ITEM	QTY	MATERIAL/DESCRIPTION	DWG. NO.	CODE
1	1	BRACKET, MOUNT, AGI-3 FENDT 700	X	AGB1225
2	1	BOLT, STAND OFF AGI-3 TO BRACKET	X	F422
3	1	SCREW, M6x12 CSK SS	X	F431
4	1	SWELL LATCH ASSEMBLY	X	F425



REV	DATE	ECO NO.	DESCRIPTION OF CHANGE	DRWN	APPR'D	MATERIAL	MACHINING TOLERANCES	DRAWN	DATE	PART OF ASSY:	PART NO:	PROJECT:	SHEET SIZE	
1.0	20/07/12	555	ORIGINAL RELEASE	KL			X X.X +/-0.2 X.XX AS STATED ANGULAR ±0.25°	KL	20/07/12		AGA4199		A3	
							HARNES TOLERANCES 0-300 +5/-3 300-1000 +10/-5 1000-3000 +20/-10 3000-5000 +40/-20 STRIP LENGTHS +0.5/-0				ASSEMBLY, MOUNT BRACKET AGI-3 FENDT		N/A	
											00XXXX	SECURITY CLASS CONFIDENTIAL	DRAWING STANDARD AS1100	SHEET 1 OF 1
													REV 1.0	



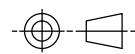
14 PARK WAY  
MAWSON LAKES  
SOUTH AUSTRALIA  
5095  
PH: +61(0)882033300  
FAX: +611300307205  
EMAIL: info@topcon.com  
www.topcon.com

COPYRIGHT: THIS DRAWING IS THE PROPERTY OF TOPCON PRECISION AGRICULTURE. IT MAY NOT BE REPRODUCED IN WHOLE OR IN PART WITHOUT THEIR WRITTEN PERMISSION

UNLESS OTHERWISE STATED, ALL PRINTED COPIES OF THIS DOCUMENT ARE UNCONTROLLED. REFER TO DRAWING REGISTER FOR LATEST RELEASE



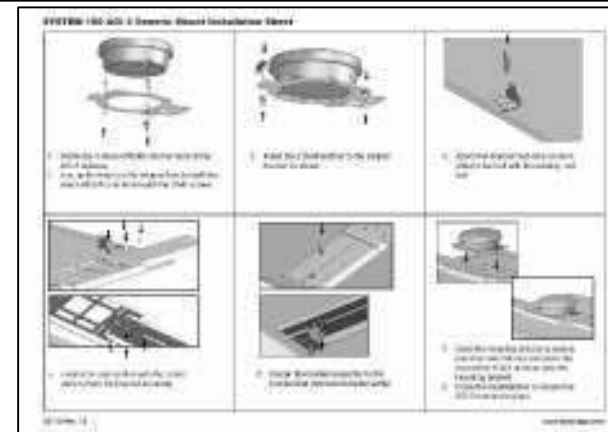



PART NO: AGA5194



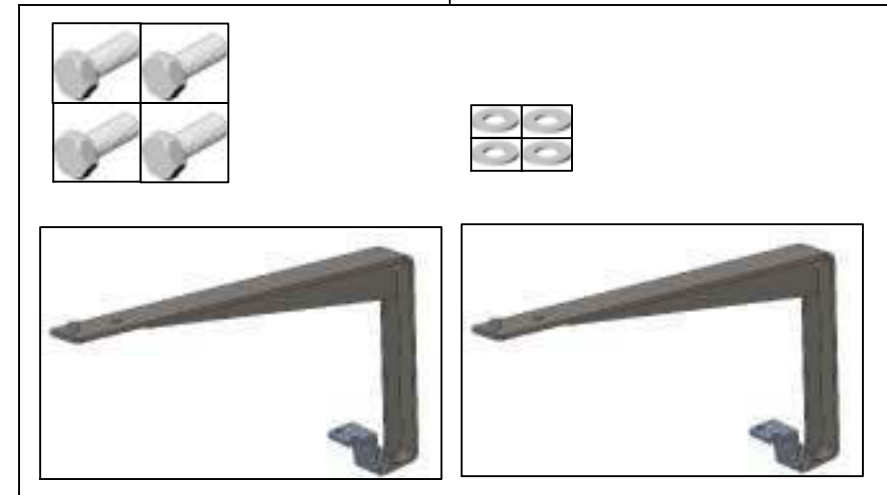
PART OF ASSY:

ITEM	QTY	MATERIAL/DESCRIPTION	DWG. NO.	CODE
1	1	SYSTEM 150 AGI-3 GENERIC MOUNT	X	AGA3644
2	1	KIT, AGI-3 ROOF MOUNT FENDT 900	X	AGA4398
3	1	BOX CARDBOARD, OUTER MULTI PURPOSE	X	AGZ317

①



②



REV	DATE	ECO NO.	DESCRIPTION OF CHANGE	DRWN	APPR'D	MATERIAL	MACHINING TOLERANCES	DRAWN	DATE	PART OF ASSY:	PART NO:	PROJECT:	SHEET SIZE
1.0	2/05/13	1015	ORIGINAL RELEASE	KL			X X.X +/-1 X.XX +/-0.2 X.XX AS STATED ANGULAR ±0.25°	KL	2/05/13		AGA5194		A3
						FINISH	HARNES TOLERANCES 0-300 +5/-3 300-1000 +10/-5 1000-3000 +20/-10 3000-5000 +40/-20 STRIP LENGTHS +0.5/-0	CHECKED	DATE	MACHINE FINISH 3.2 ALL ROUND UNLESS OTHERWISE STATED	KIT, FENDT 900 BRACKET		SCALE N/A
								ENG APPROVAL	DATE	DO NOT SCALE UNLESS OTHERWISE STATED ALL DIMENSIONS ARE IN MILLIMETRES	DRAWING NO: 00XXXX	SECURITY CLASS CONFIDENTIAL	DRAWING STANDARD AS1100
								14 PARK WAY MAWSON LAKES SOUTH AUSTRALIA 5095		PH:+61(0)882033300 FAX: +611300307205 EMAIL:info@topcon.com www.topcon.com	REV 1.0		

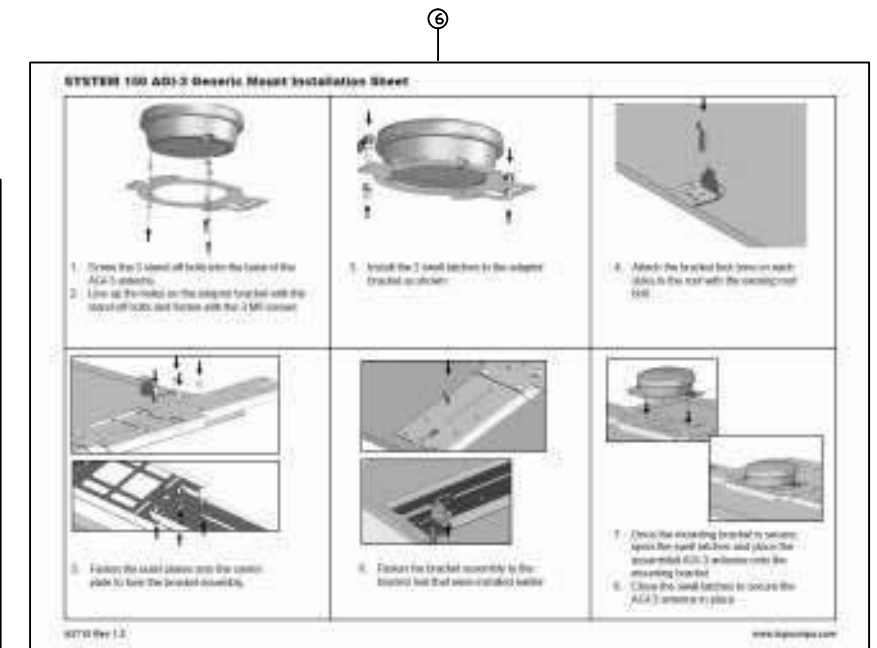
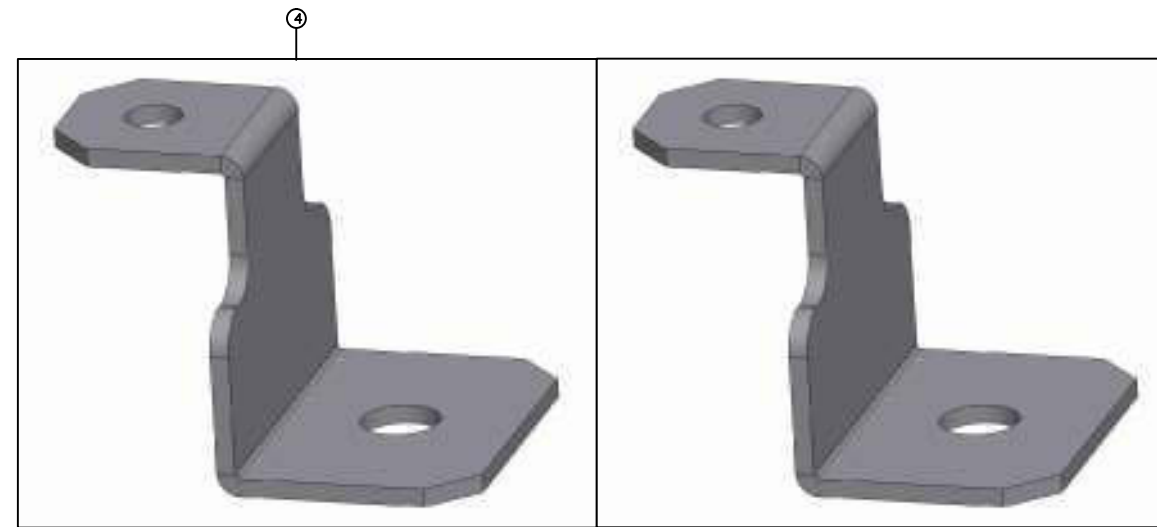
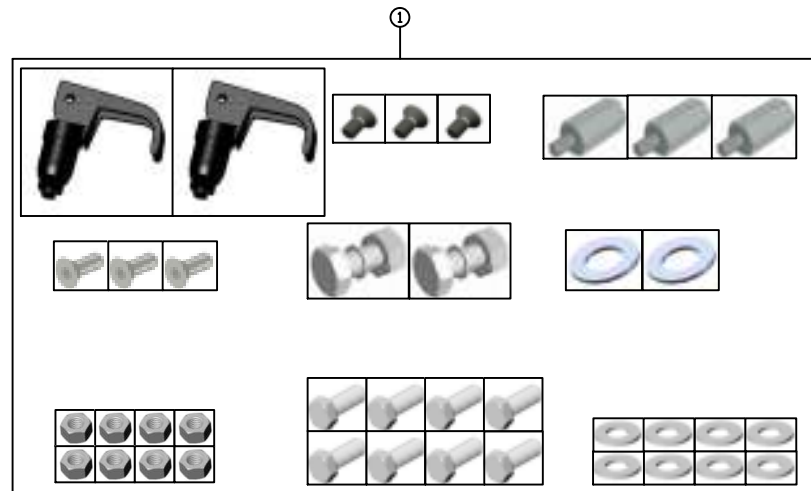
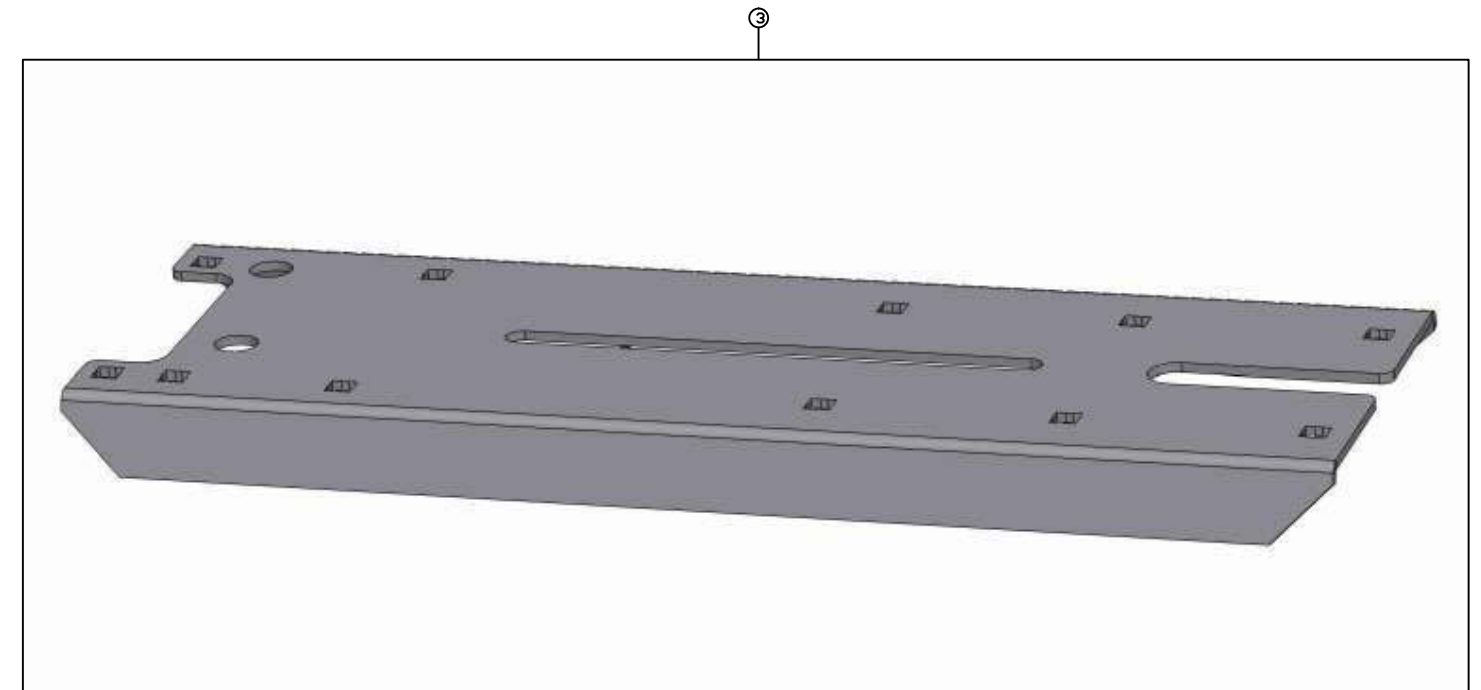
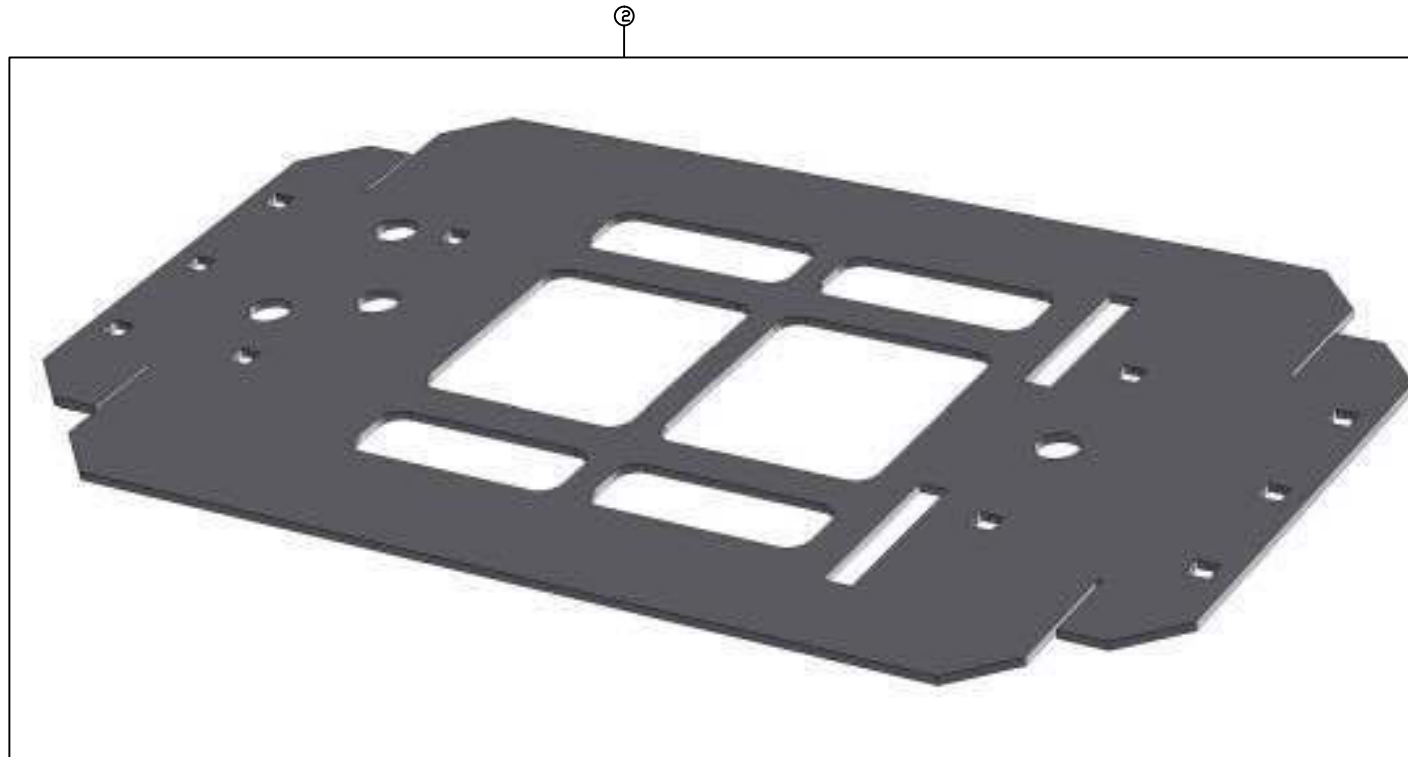
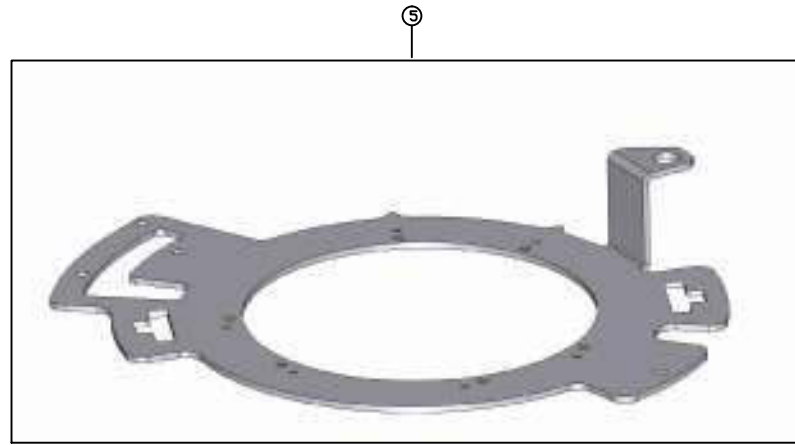
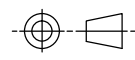
COPYRIGHT: THIS DRAWING IS THE PROPERTY OF TOPCON PRECISION AGRICULTURE. IT MAY NOT BE REPRODUCED IN WHOLE OR IN PART WITHOUT THEIR WRITTEN PERMISSION

UNLESS OTHERWISE STATED, ALL PRINTED COPIES OF THIS DOCUMENT ARE UNCONTROLLED. REFER TO DRAWING REGISTER FOR LATEST RELEASE



PART NO: AGA3644

PART OF ASSY:



ITEM	QTY	MATERIAL/DESCRIPTION	DWG. NO.	CODE
1	1	KIT, FASTENER, AGI-3 GENERIC	X	A3724
2	1	AGI-3 BRACKET PLATE CENTRE	X	B141
3	2	AGI-3 BRACKET PLATE OUTER	X	B142
4	1	MOUNTING BRACKET	X	B144
5	1	BRACKET, AGI-3/AGI-4 UNIVERSAL	X	AGB1248
6	1	SYSTEM 150 AGI-3 GENERIC MOUNT	X	A3710
7	1	CARTON, SYSTEM 150 AGI-3	X	Z270

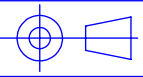
REV	DATE	ECO NO.	DESCRIPTION OF CHANGE	DRWN	APPR'D	MATERIAL	MACHINING TOLERANCES	DRAWN	DATE	PART OF ASSY:	PART NO:	PROJECT:	SHEET SIZE
1.0	24/07/12	358	ORIGINAL RELEASE	KL			X, +/-1 X.X +/-0.2 X.XX AS STATED ANGULAR ±0.25°	KL	24/07/12		AGA3644		A3
						FINISH	HARNES TOLERANCES 0-300 +5/-3 300-1000 +10/-5 1000-3000 +20/-10 3000-5000 +40/-20 STRIP LENGTHS +0.5/-0	CHECKED	DATE	MACHINE FINISH 3.2 ALL ROUND UNLESS OTHERWISE STATED	DO NOT SCALE UNLESS OTHERWISE STATED ALL DIMENSIONS ARE IN MILLIMETRES	TITLE: KIT, SYSTEM 150 GENERIC MOUNT	SCALE N/A
								ENG APPROVAL	DATE		DRAWING NO: 002868	SECURITY CLASS CONFIDENTIAL	DRAWING STANDARD AS1100
													SHEET 1 OF 1
													REV 1.0

COPYRIGHT: THIS DRAWING IS THE PROPERTY OF TOPCON PRECISION AGRICULTURE. IT MAY NOT BE REPRODUCED IN WHOLE OR IN PART WITHOUT THEIR WRITTEN PERMISSION

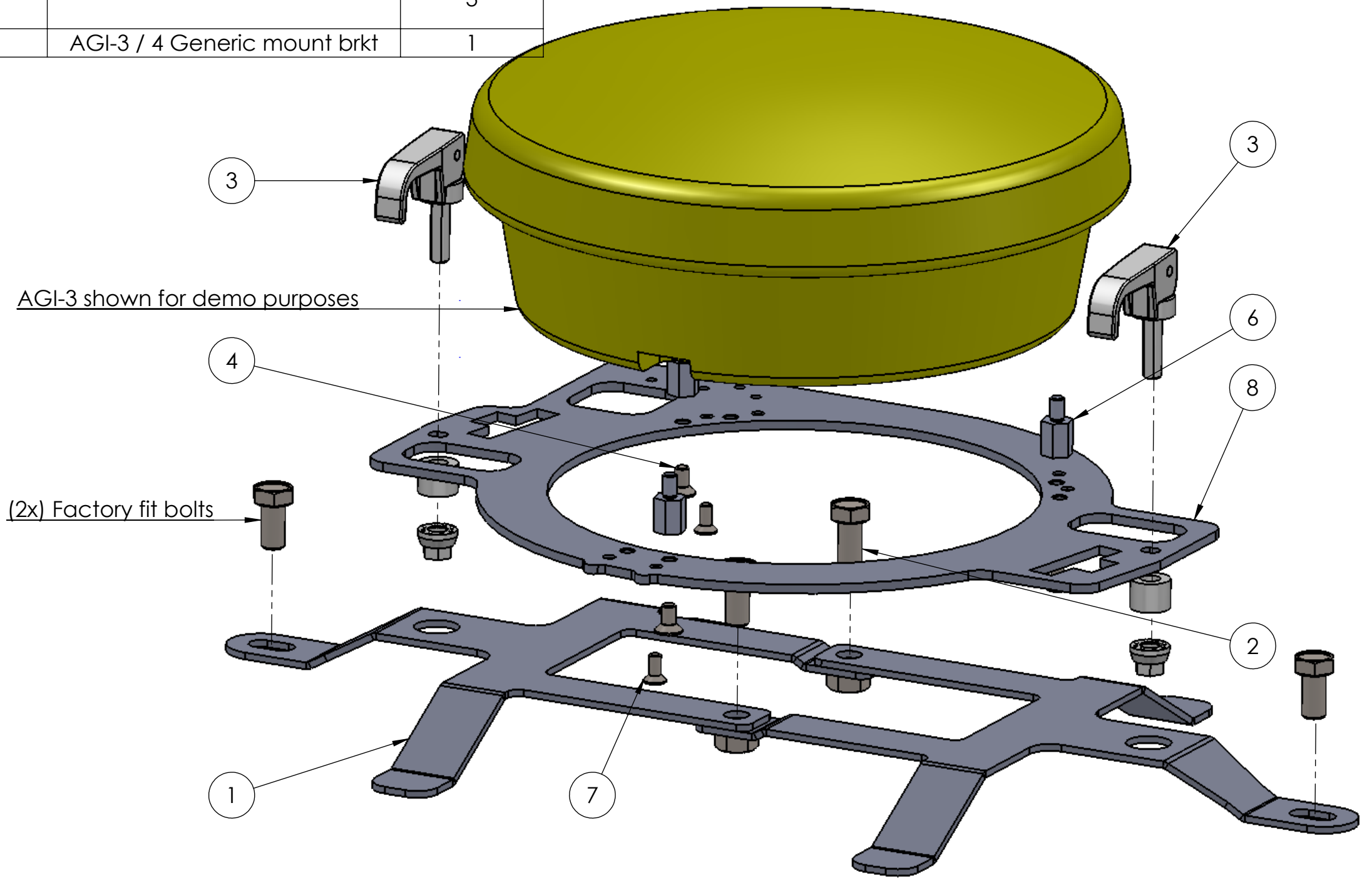
UNLESS OTHERWISE STATED, ALL PRINTED COPIES OF THIS DOCUMENT ARE UNCONTROLLED. REFER TO DRAWING REGISTER FOR LATEST RELEASE



PART NO  
**AGA4511**  
PART OF ASSY



ITEM NO.	PART NUMBER	DrawNo	DESCRIPTION	QTY.
1	AGB1246	003473	Bracket - AGI-3 roof Mnt.	2
2	AGF522		Bolt - M10 x 20 - ZP	2
3	F425		Swell latch - Southco 19-14-10	2
4	F431			3
6	F422	002860	Stand-off bolt	3
7	B18.3.5M - 5 x 0.8 x 12 Socket FCHS -- 12N			3
8	AGB1315	004392	AGI-3 / 4 Generic mount brkt	1



COPYRIGHT: THIS DRAWING IS THE PROPERTY OF TOPCON PRECISION AGRICULTURE. IT MAY NOT BE REPRODUCED IN WHOLE OR IN PART WITHOUT THEIR WRITTEN PERMISSION

UNLESS OTHERWISE STATED, ALL PRINTED COPIES OF THIS DOCUMENT ARE UNCONTROLLED. REFER TO DRAWING REGISTER FOR LATEST RELEASE

CAD Data is master.

Component must comply with requirements of EU RoHS directive.

REV	DATE	ECO	DESCRIPTION	DRWN	CHECKED	APPD	MATERIAL	MACHINING TOLERANCES	DRAWN BY	DATE	PART OF ASSY	PART NUMBER	PROJECT	SHEET SIZE
1.0	20/09/12	906	Production release	RC	OM	KM		X ± 1 X.XX ± 0.2 X.XX ± AS STATED ANGULAR ± 0.25°	RC	10/11/10		AGA4511	2128	A3
								HARNES TOLERANCES 0-300 +5 / -3 300-1000 +10 / -5 1000-3000 +20 / -10 3000-5000 +40 / -20 STRIP LENGTHS +0.5 / -0	OM	14/03/13	MACHINE FINISH ALL ROUND UNLESS OTHERWISE STATED	TITLE AGI-3/4 Roof mount kit		SCALE 1:2
									KM	13/03/13	DO NOT SCALE UNLESS OTHERWISE STATED, ALL DIMENSIONS ARE IN MILLIMETERS	DRAWING NO. 003472		SHEET 1 OF 1
									14 PARK WAY MAWSON LAKES SOUTH AUSTRALIA 5095 PHONE: (+618)82033300 FAX: 1300307205 EMAIL: info@topcon.com WEB: www.topconpa.com		DRAWING STANDARD AS1100	SECURITY CLASS CONFIDENTIAL	REVISION 1.0	

# *System 350*

## *Hydraulic Steering*



### **Contents**

- Aftermarket Hydraulic Steering Kit
- Receiver Mounting Bracket Kits

# ***System 350***

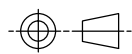
## ***Aftermarket Hydraulic Steering Kit***



### **Contents**

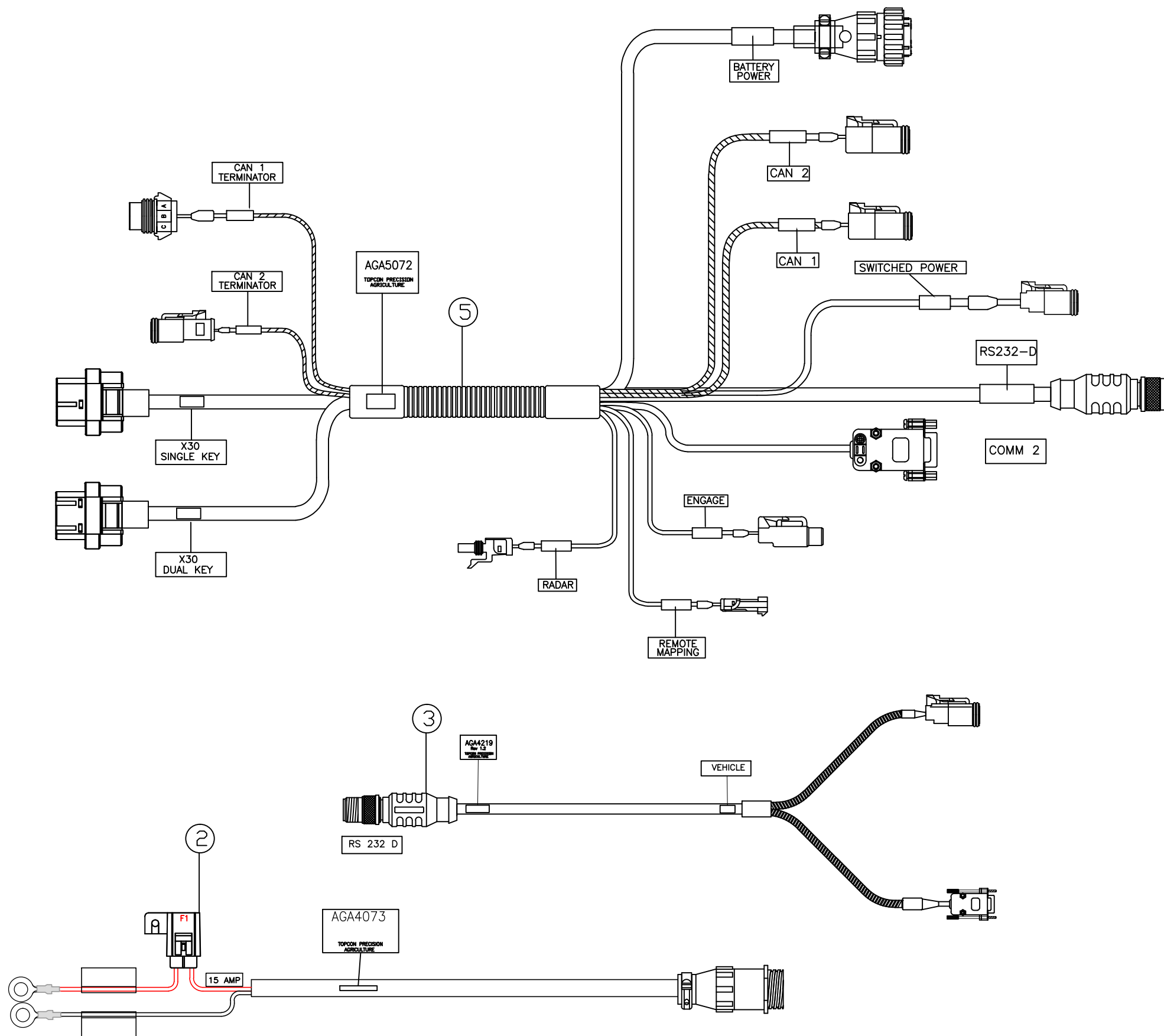
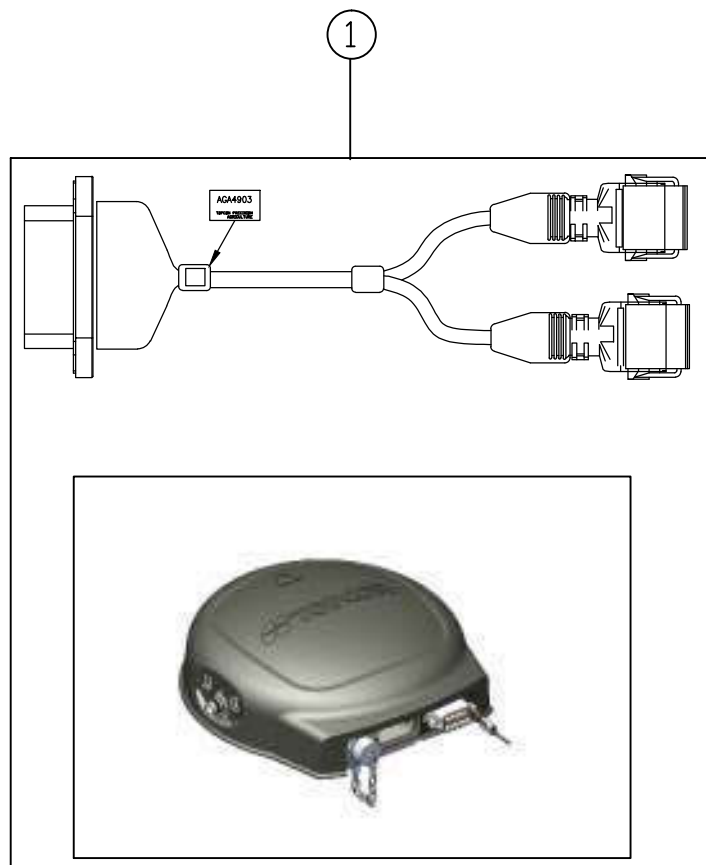
- 1002374-01
- AGA5250
- AGA5249
- AGA5134

PART NO: 1002374-01



PART OF ASSY:

ITEM	QTY	MATERIAL/DESCRIPTION	DWG. NO.	CODE
1	1	ASSY, AGI-4 AM	X	01-104701-1
2	1	HRNS, X30 POWER	X	AGA4073
3	1	HRNS SYS250/350 AGCO COMMS	X	AGA4219
4	1	X30 TPA COMP W/SOFTWARE	X	AGA4477
5	1	HRNS, X30 ISOBUS/COMS	X	AGA5072

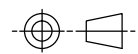


REV	DATE	ECO NO.	DESCRIPTION OF CHANGE	DRWN	APPR'D	MATERIAL	MACHINING TOLERANCES	DRAWN	DATE	PART OF ASSY:	PART NO:	PROJECT:	SHEET SIZE	
1.0	24/04/13	-	ORIGINAL RELEASE	KL			X, +/-1 X.X +/-0.2 X.XX AS STATED ANGULAR ±0.25°	KL	24/04/13		1002374-01		A3	
							HARNES TOLERANCES 0-300 +5/-3 300-1000 +10/-5 1000-3000 +20/-10 3000-5000 +40/-20 STRIP LENGTHS +0.5/-0	CHECKED	DATE	MACHINE FINISH 3.2 ALL ROUND UNLESS OTHERWISE STATED	DO NOT SCALE UNLESS OTHERWISE STATED ALL DIMENSIONS ARE IN MILLIMETRES	TITLE: KIT, SYS 350 WITH AGI-4	SCALE N/A	
								ENG APPROVAL	DATE		DRAWING NO: 004518	SECURITY CLASS CONFIDENTIAL	DRAWING STANDARD AS1100	SHEET 1 OF 1
								14 PARK WAY MAWSON LAKES SOUTH AUSTRALIA 5095 PH: +61(0)882033300 FAX: +611300307205 EMAIL: info@topcon.com www.topcon.com			REV 1.0			

COPYRIGHT: THIS DRAWING IS THE PROPERTY OF TOPCON PRECISION AGRICULTURE. IT MAY NOT BE REPRODUCED IN WHOLE OR IN PART WITHOUT THEIR WRITTEN PERMISSION

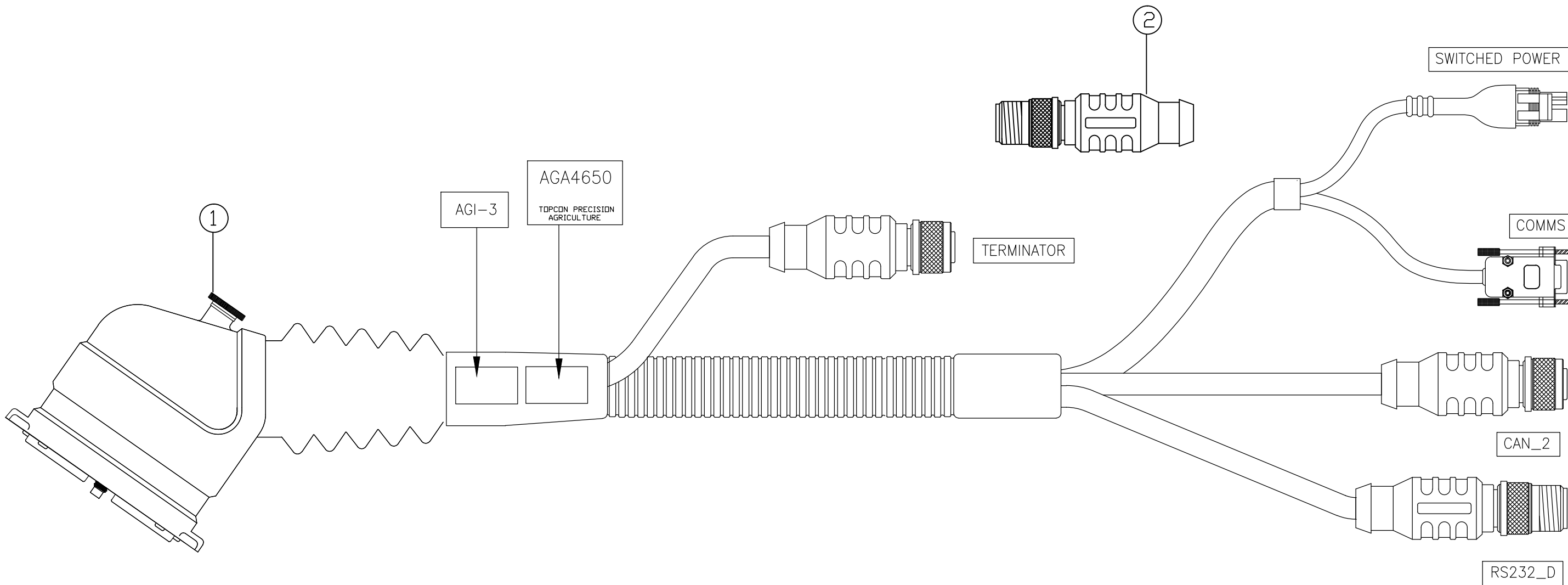
UNLESS OTHERWISE STATED, ALL PRINTED COPIES OF THIS DOCUMENT ARE UNCONTROLLED. REFER TO DRAWING REGISTER FOR LATEST RELEASE

PART NO: AGA5250



PART OF ASSY:

ITEM	QTY	MATERIAL/DESCRIPTION	DWG. NO.	CODE
1	1	HRNS, AGI-3 GENERIC POWER COMMS	X	AGA4650
2	1	CAN TERMINATOR MALE TURCK	X	Y1073



COPYRIGHT: THIS DRAWING IS THE PROPERTY OF TOPCON PRECISION AGRICULTURE. IT MAY NOT BE REPRODUCED IN WHOLE OR IN PART WITHOUT THEIR WRITTEN PERMISSION

UNLESS OTHERWISE STATED, ALL PRINTED COPIES OF THIS DOCUMENT ARE UNCONTROLLED. REFER TO DRAWING REGISTER FOR LATEST RELEASE

REV	DATE	ECO NO.	DESCRIPTION OF CHANGE	DRWN	APPR'D	MATERIAL	MACHINING TOLERANCES	DRAWN	DATE	PART OF ASSY:	PART NO:	PROJECT:	SHEET SIZE
1.0	24/04/13	1128	ORIGINAL RELEASE	KL			X, +/-1 X.X +/-0.2 X.XX AS STATED ANGULAR ±0.25°	KL	24/04/13		AGA5250		A3
							HARNES TOLERANCES 0-300 +5/-3 300-1000 +10/-5 1000-3000 +20/-10 3000-5000 +40/-20 STRIP LENGTHES +0.5/-0						N/A
													SHEET 1 OF 1
													REV 1.0

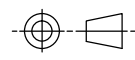
  

DRAWN: KL CHECKED: DATE ENG APPROVAL: DATE	DATE: 24/04/13 DATE: DATE DATE: DATE	MACHINE FINISH: 3.2 ALL ROUND UNLESS OTHERWISE STATED	DO NOT SCALE UNLESS OTHERWISE STATED ALL DIMENSIONS ARE IN MILLIMETRES
14 PARK WAY MAWSON LAKES SOUTH AUSTRALIA 5095 <b>TOPCON</b> Precision Agriculture		PH: +61(0)882033300 FAX: +611300307205 EMAIL: info@topcon.com www.topcon.com	
DRAWING NO: 004519	SECURITY CLASS: CONFIDENTIAL	DRAWING STANDARD: AS1100	



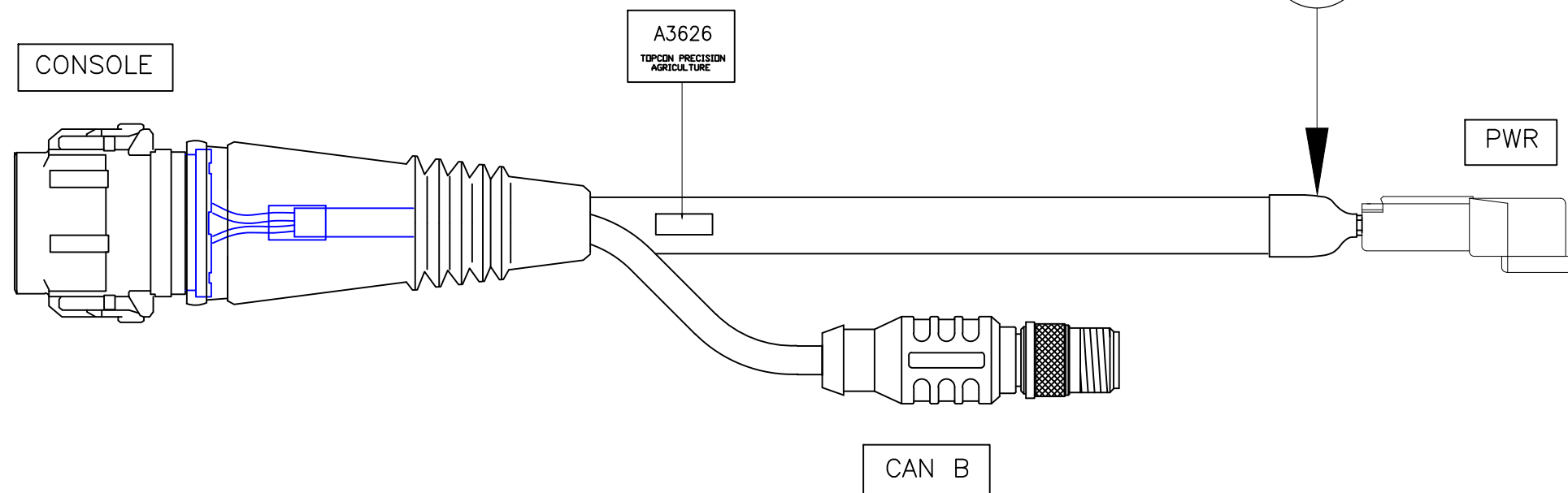
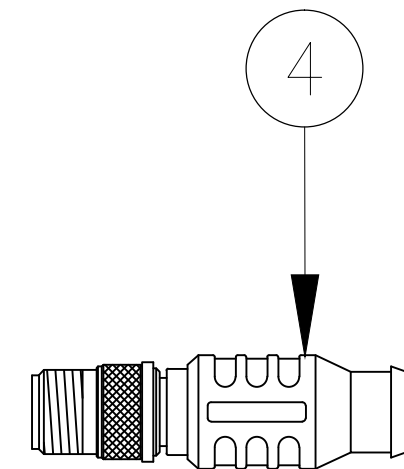
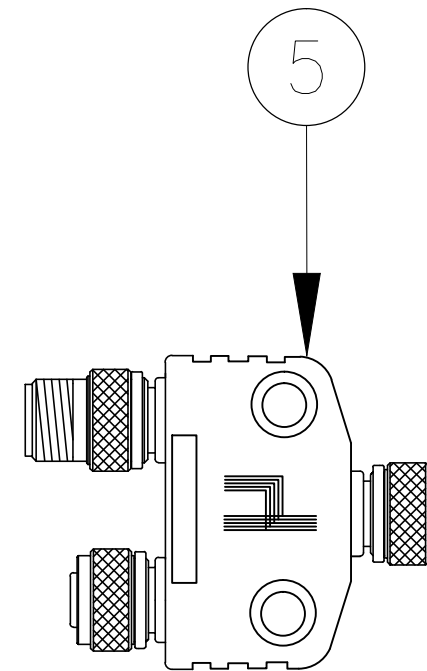
PART NO: AGA5249

PART OF ASSY:



1

ITEM	QTY	MATERIAL/DESCRIPTION	DWG. NO.	CODE
1	1	ACU-1 COMPLETE ASSEMBLY	X	3601
2	1	SYS150 CONSOLE POWER	X	A3626
3	1	CABLE TIE 380mm X 4.8mm	X	Y004
4	1	CAN TERMINATOR MALE TURCK	X	Y1073
5	1	CAN TEE, FEMALE-FEMALE-MALE	X	Y1091



2

REV	DATE	ECO NO.	DESCRIPTION OF CHANGE	DRWN	APPR'D	MATERIAL	MACHINING TOLERANCES	FINISH	HARNES TOLERANCES	STRIP LENGTHS	DRAWN	DATE	PART OF ASSY:	PART NO:	PROJECT:	SHEET SIZE
1.0	26/02/13	1067	ORIGINAL RELEASE	KL			X, +/-1 X.X +/-0.2 X.XX AS STATED ANGULAR ±0.25°		0-300 +5/-3 300-1000 +10/-5 1000-3000 +20/-10 3000-5000 +40/-20 STRIP LENGTHS +0.5/-0		KL	26/02/13		AGA5249		A3
CHECKED: _____ DATE: _____ ENG APPROVAL: _____ DATE: _____ MACHINE FINISH: 3.2 DO NOT SCALE UNLESS OTHERWISE STATED ALL DIMENSIONS ARE IN MILLIMETRES ALL ROUND UNLESS OTHERWISE STATED														N/A		
TITLE: KIT, ACU-1 GENERIC ADAPTOR DRAWING NO: 00XXXX SECURITY CLASS CONFIDENTIAL DRAWING STANDARD AS1100														1 OF 1		
14 PARK WAY MAWSON LAKES SOUTH AUSTRALIA 5095 PH: +61(0)882033300 FAX: +611300307205 EMAIL: info@topcon.com www.topcon.com														REV 1.0		

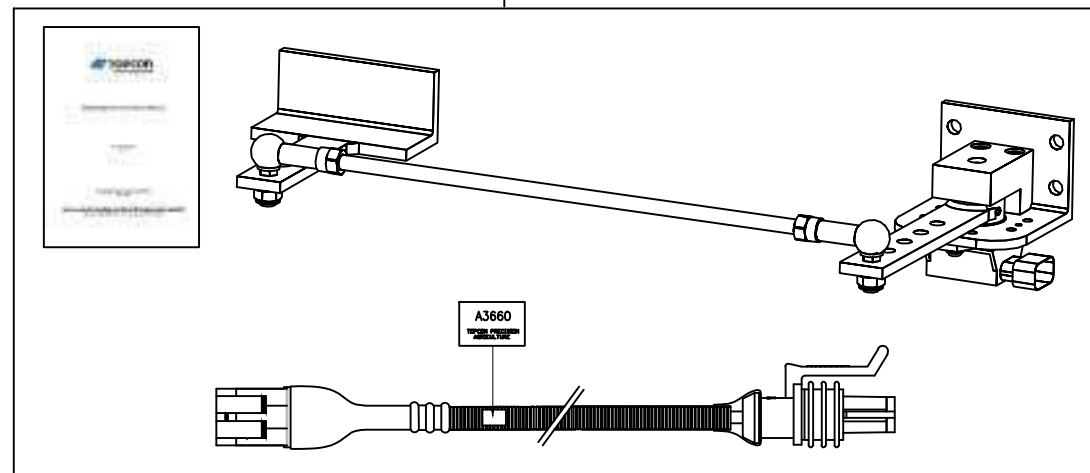
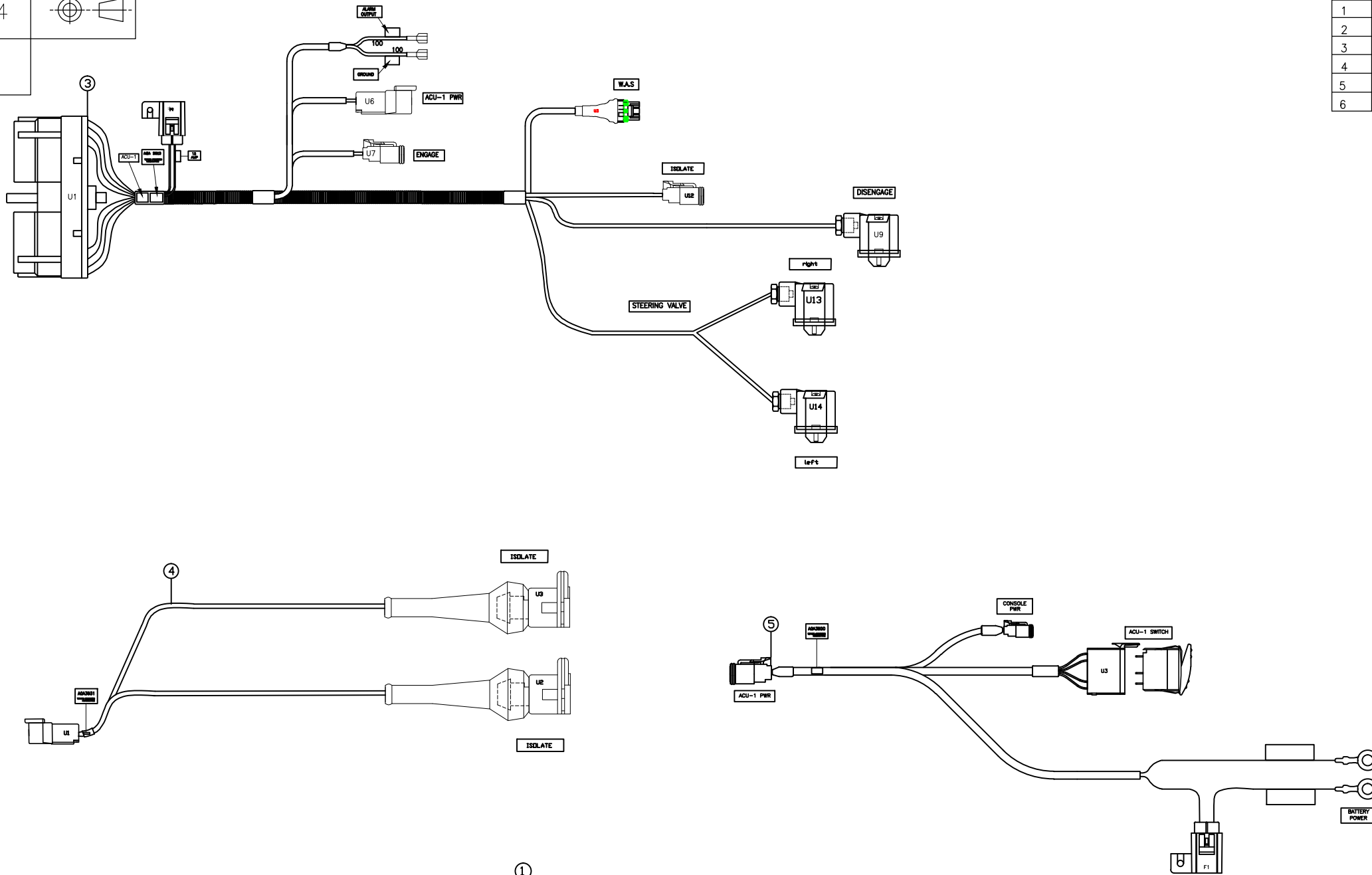
COPYRIGHT: THIS DRAWING IS THE PROPERTY OF TOPCON PRECISION AGRICULTURE. IT MAY NOT BE REPRODUCED IN WHOLE OR IN PART WITHOUT THEIR WRITTEN PERMISSION

UNLESS OTHERWISE STATED, ALL PRINTED COPIES OF THIS DOCUMENT ARE UNCONTROLLED. REFER TO DRAWING REGISTER FOR LATEST RELEASE

PART NO: AGA5134

PART OF ASSY:

ITEM	QTY	MATERIAL/DESCRIPTION	DWG. NO.	CODE
1	1	PRO STEER HYDRAULIC ACTIVATION	X	A3223
2	1	PRO STEER WAS KIT	X	A3671
3	1	SERIES 4 SYSTEM 150 HARNESS	X	AGA3813
4	1	SYSTEM 150 SERIES 4 ISOLATION	X	AGA3831
5	1	HRNS_SYS 150 ACU-1 CASE 7x10	X	AGA3950
6	1	BRACKET, WAS GENERIC MOUNTING	X	AGM383



REV	DATE	ECO NO.	DESCRIPTION OF CHANGE	DRWN	APPR'D	MATERIAL	MACHINING TOLERANCES
1.0	19/10/12	983	ORIGINAL RELEASE	KL			X, +/-1 X.X +/-0.2 X.XX AS STATED ANGULAR ±0.25°
						FINISH	HARNESS TOLERANCES 0-300 +5/-3 300-1000 +10/-5 1000-3000 +20/-10 3000-5000 +40/-20 STRIP LENGTHS +0.5/-0

DRAWN	KL	DATE	19/10/12	PART OF ASSY:
CHECKED		DATE		MACHINE FINISH
ENG APPROVAL		DATE		DO NOT SCALE UNLESS OTHERWISE STATED ALL DIMENSIONS ARE IN MILLIMETRES
				14 PARK WAY MAWSON LAKES SOUTH AUSTRALIA 5095 PH: +61(0)882033300 FAX: +611300307205 EMAIL: info@topcon.com www.topcon.com

PART NO:	AGA5134	PROJECT:		SHEET SIZE	A3
TITLE:	KIT, AFTER MARKET HYDRAULICS			SCALE	N/A
DRAWING NO:	00XXXX	SECURITY CLASS	CONFIDENTIAL	DRAWING STANDARD	AS1100
				REV	1.0.0

COPYRIGHT: THIS DRAWING IS THE PROPERTY OF TOPCON PRECISION AGRICULTURE. IT MAY NOT BE REPRODUCED IN WHOLE OR IN PART WITHOUT THEIR WRITTEN PERMISSION.

UNLESS OTHERWISE STATED, ALL PRINTED COPIES OF THIS DOCUMENT ARE UNCONTROLLED. REFER TO DRAWING REGISTER FOR LATEST RELEASE.

# *System 350*

## *Receiver Mounting Bracket Kits*



### **Contents**

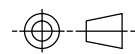
- AGA3644
- AGA3788
- AGA4199
- AGA4609
- A3645
- A3734
- AGA4457
- AGA5194
- AGA4385



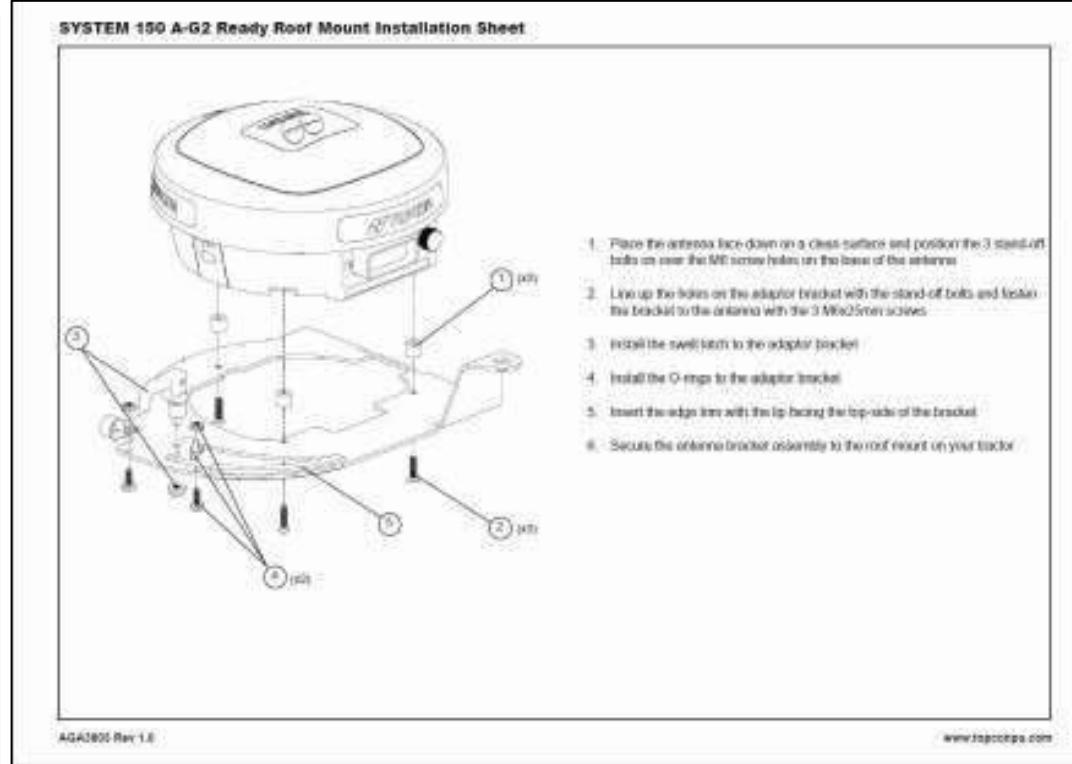

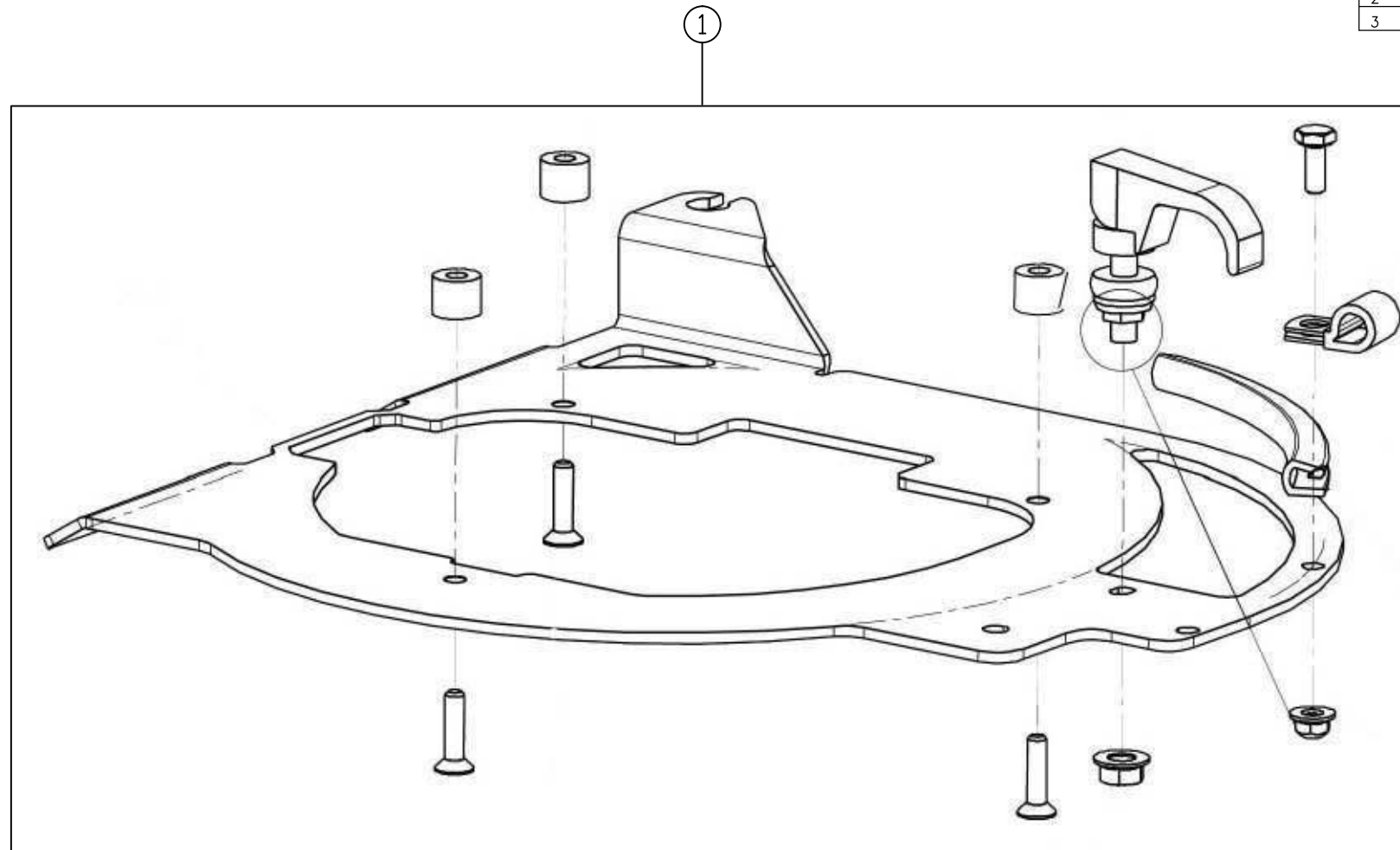


PART NO: AGA3788

PART OF ASSY:



ITEM	QTY	MATERIAL/DESCRIPTION	DWG. NO.	CODE
1	1	55-72570218 AG2 RECEIVER BKT	X	A3789
2	1	WARRANTY CARD, AG UNIVERSAL	X	AGW289
3	1	AG2 READY ROOF MNT BKT INSTALL	X	A3803



2

3

REV	DATE	ECO NO.	DESCRIPTION OF CHANGE	DRWN	APPR'D	MATERIAL	MACHINING TOLERANCES	DRAWN	DATE	PART OF ASSY:	PART NO:	PROJECT:	SHEET SIZE
1.0	18/06/12	-	ORIGINAL RELEASE	KL			X, +/-1 X.X +/-0.2 X.XX AS STATED ANGULAR ±0.25°	KL	18/06/12		AGA3788		A3
							HARNES TOLERANCES 0-300 +5/-3 300-1000 +10/-5 1000-3000 +20/-10 3000-5000 +40/-20 STRIP LENGTHS +0.5/-0				AG2 READY AGI-3/AGCO ROOF MNT		N/A
													SHEET 1 OF 1
													REV 1.0

COPYRIGHT: THIS DRAWING IS THE PROPERTY OF TOPCON PRECISION AGRICULTURE. IT MAY NOT BE REPRODUCED IN WHOLE OR IN PART WITHOUT THEIR WRITTEN PERMISSION

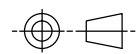
UNLESS OTHERWISE STATED, ALL PRINTED COPIES OF THIS DOCUMENT ARE UNCONTROLLED. REFER TO DRAWING REGISTER FOR LATEST RELEASE

14 PARK WAY  
 MAWSON LAKES  
 SOUTH AUSTRALIA  
 5095  
 PH: +61(0)882033300  
 FAX: +611300307205  
 EMAIL: info@topcon.com  
 www.topcon.com

DRAWING NO: 00XXXX SECURITY CLASS CONFIDENTIAL DRAWING STANDARD AS1100


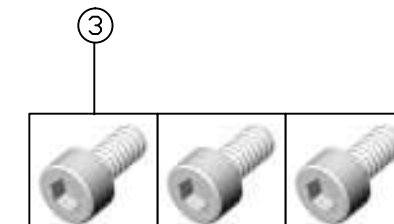
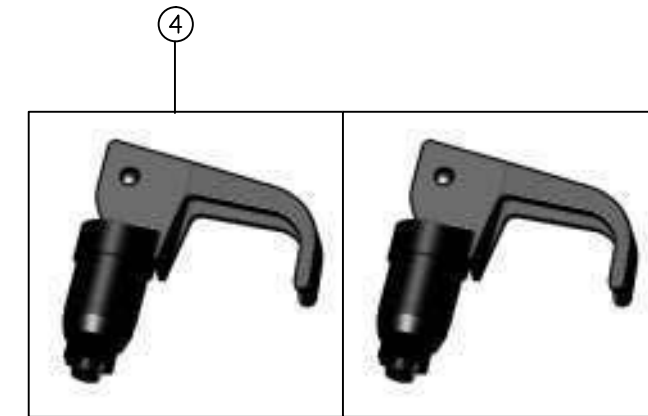
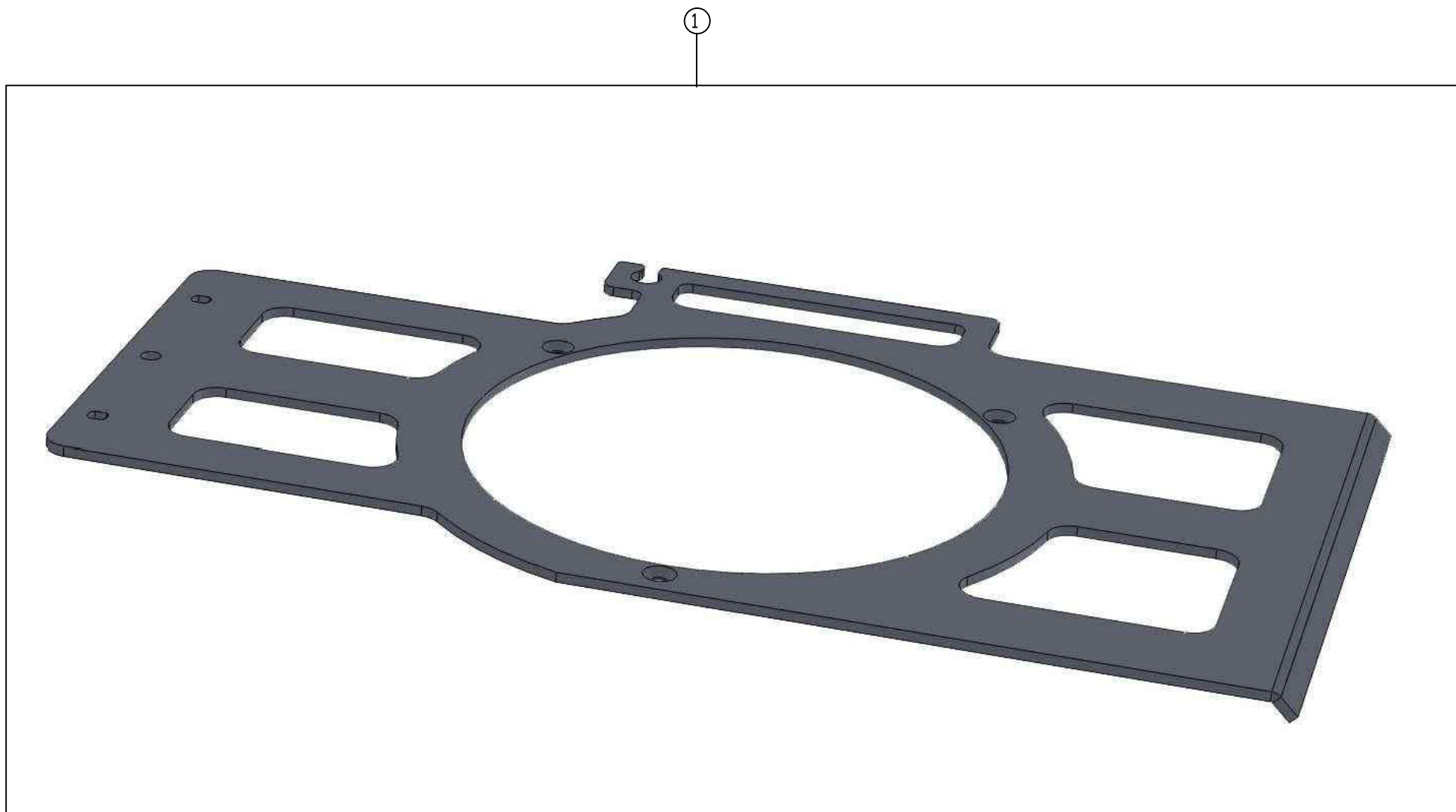


PART NO: AGA4199



PART OF ASSY:

ITEM	QTY	MATERIAL/DESCRIPTION	DWG. NO.	CODE
1	1	BRACKET, MOUNT, AGI-3 FENDT 700	X	AGB1225
2	1	BOLT, STAND OFF AGI-3 TO BRACKET	X	F422
3	1	SCREW, M6x12 CSK SS	X	F431
4	1	SWELL LATCH ASSEMBLY	X	F425



REV	DATE	ECO NO.	DESCRIPTION OF CHANGE	DRWN	APPR'D	MATERIAL	MACHINING TOLERANCES	DRAWN	DATE	PART OF ASSY:	PART NO:	PROJECT:	SHEET SIZE	
1.0	20/07/12	555	ORIGINAL RELEASE	KL			X, +/-1 X.X +/-0.2 X.XX AS STATED ANGULAR ±0.25°	KL	20/07/12		AGA4199		A3	
						FINISH	HARNES TOLERANCES 0-300 +5/-3 300-1000 +10/-5 1000-3000 +20/-10 3000-5000 +40/-20 STRIP LENGTHS +0.5/-0	CHECKED	DATE	MACHINE FINISH 3.2 ALL ROUND UNLESS OTHERWISE STATED	ASSEMBLY, MOUNT BRACKET AGI-3 FENDT		N/A	
								ENG APPROVAL	DATE	DO NOT SCALE UNLESS OTHERWISE STATED ALL DIMENSIONS ARE IN MILLIMETRES			SHEET 1 OF 1	
											DRAWING NO: 00XXXX	SECURITY CLASS CONFIDENTIAL	DRAWING STANDARD AS1100	REV 1.0



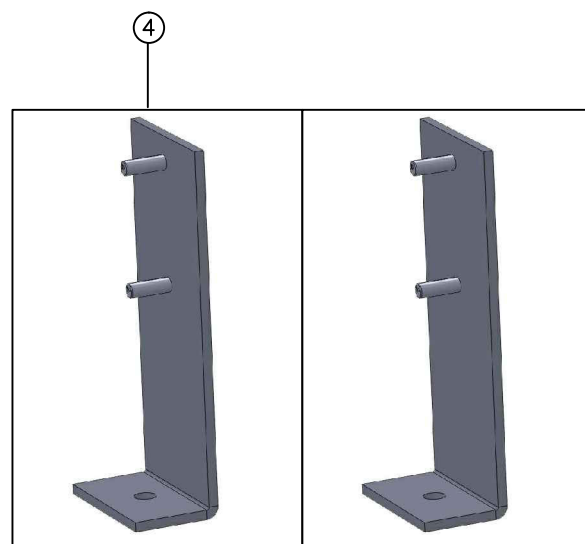
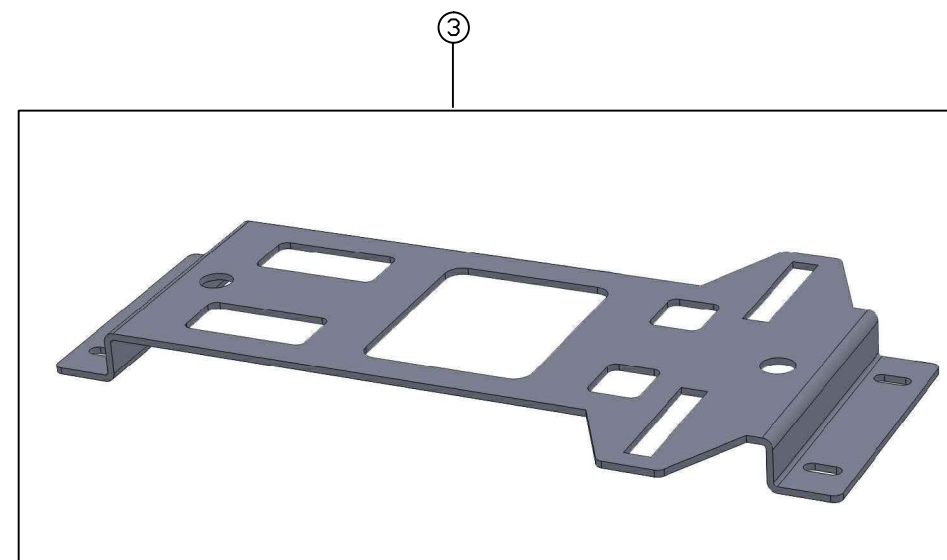
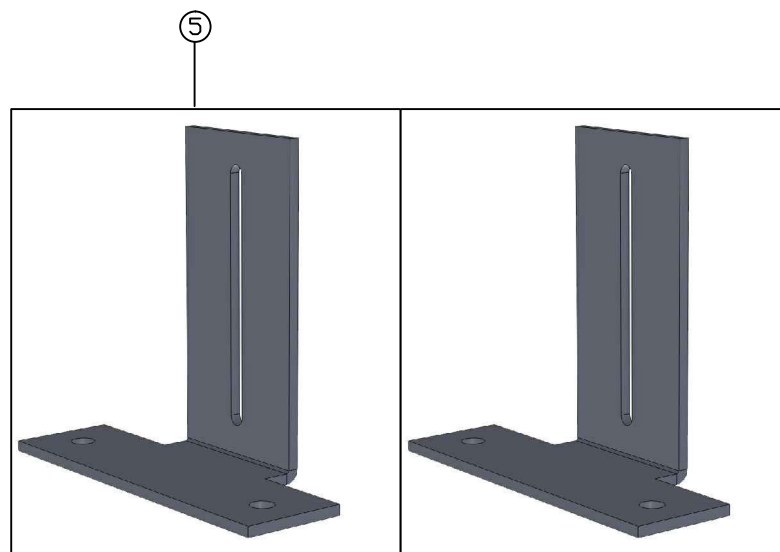
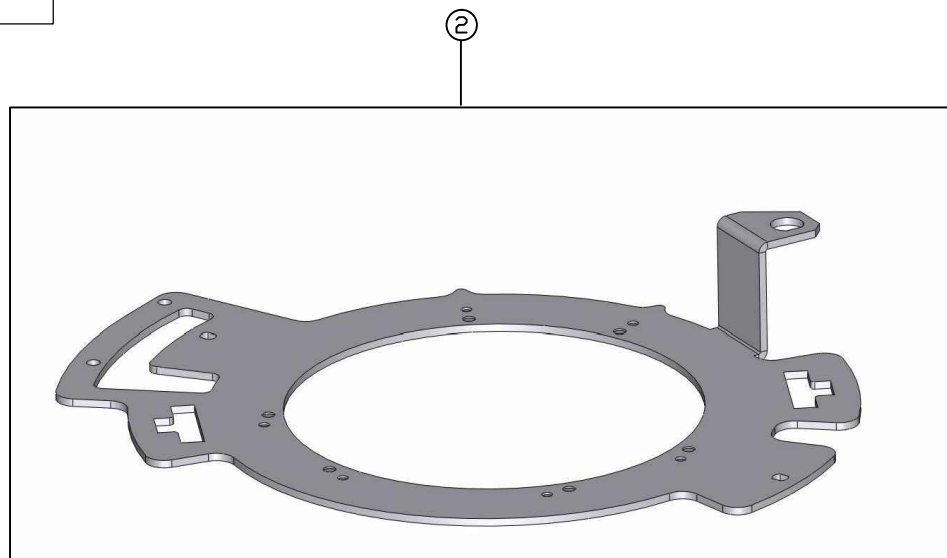
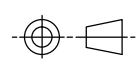
14 PARK WAY  
MAWSON LAKES  
SOUTH AUSTRALIA  
5095  
PH: +61(0)882033300  
FAX: +611300307205  
EMAIL: info@topcon.com  
www.topcon.com

COPYRIGHT: THIS DRAWING IS THE PROPERTY OF TOPCON PRECISION AGRICULTURE. IT MAY NOT BE REPRODUCED IN WHOLE OR IN PART WITHOUT THEIR WRITTEN PERMISSION

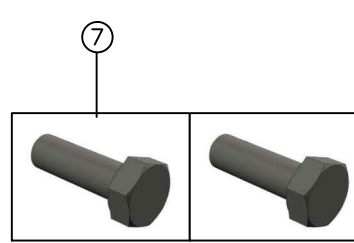

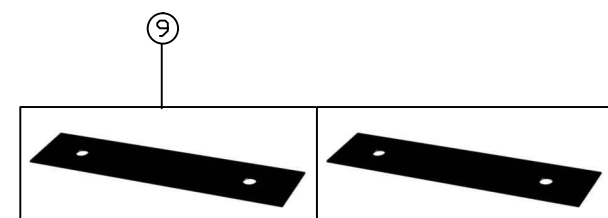
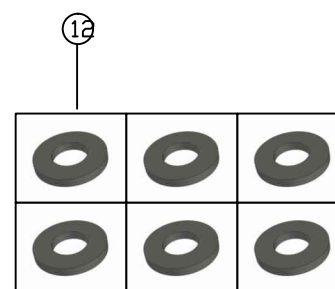
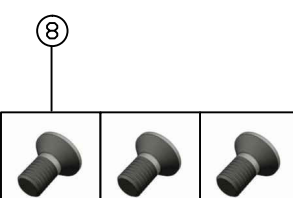

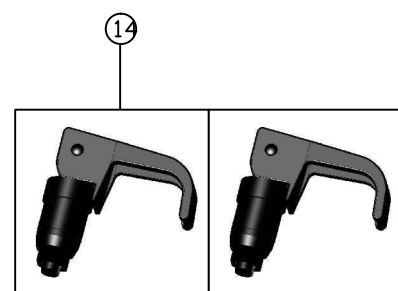
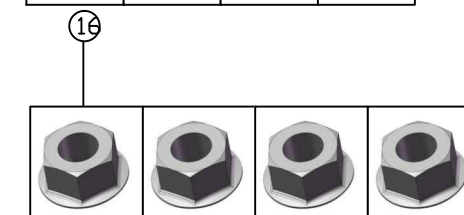

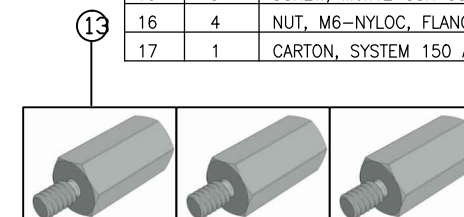
UNLESS OTHERWISE STATED, ALL PRINTED COPIES OF THIS DOCUMENT ARE UNCONTROLLED. REFER TO DRAWING REGISTER FOR LATEST RELEASE

PART NO: AGA4609

PART OF ASSY:



ITEM	QTY	MATERIAL/DESCRIPTION	DWG. NO.	CODE
1	1	INSTALLATION GUIDE	X	AGA4661
2	1	BRACKET, AGI-3/AGI-4 UNIVERSAL	X	AGB1248
3	1	CROSS MEMBER, WINDROWER	X	AFB1250
4	2	SIDE MOUNT LOWER, WINDROWER	X	AGB1252
5	2	SIDE MOUNT UPPER	X	AGB1253
6	4	BOLT M8x20 HEX HD ZP	X	AGF538
7	2	BOLT 5/16-18 UNCx1"	X	AGF539
8	3	SCREW M5x12 SHC/SNK SS	X	AGF541
9	2	GASKET, AGI-3 ROOF MOUNT	X	AGM403
10	4	FIXING HOLE MARKING PLUG	X	AGM404
11	1	ALLEN KEY - 4MM	X	AGU330
12	6	WASHER, M8, FLAT, Z/P	X	F083
13	3	BOLT, STAND OFF AGI-3 TO BRACKET	X	F422
14	2	SWELL LATCH ASSEMBLY	X	F425
15	3	SCREW, M6x12 CSK SS	X	F431
16	4	NUT, M6-NYLOC, FLANGED	X	F466
17	1	CARTON, SYSTEM 150 AGI-3	X	Z270



**TOPCON**  
Precision Agriculture

**Roof bracket installation guide for AGCO wide-cab windrowers**

**Kit AGA4609:** Applies to the following windrowers: Massey Ferguson 9450/9635 wide cab models only.

**WARNING:** This document does not replace any instructions provided by the vehicle manufacturer. Removal of the cab roof should only be undertaken by properly skilled personnel using appropriate safe working practices.

This document provides a guide for the installation of the AGA4609 roof mounting bracket assembly for the AGI-3 on Massey Ferguson wide cab windrowers.

No	Picture	Procedure
1		Remove the fasteners holding the cab roof top in place. Remove the 8 bolts around the tip of the roof as detailed below. <i>Work safely.</i>
		Remove the 4 side bolts (2 on each side of the roof).
		Remove the 2 bolts on the rear of the roof.
		Remove the 2 bolts under the front tip of the roof.

AGA4661 Rev 1.0 Page 1 of 5

COPYRIGHT: THIS DRAWING IS THE PROPERTY OF TOPCON PRECISION AGRICULTURE. IT MAY NOT BE REPRODUCED IN WHOLE OR IN PART WITHOUT THEIR WRITTEN PERMISSION.

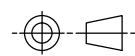
UNLESS OTHERWISE STATED, ALL PRINTED COPIES OF THIS DOCUMENT ARE UNCONTROLLED. REFER TO DRAWING REGISTER FOR LATEST RELEASE.

REV	DATE	ECO NO.	DESCRIPTION OF CHANGE	DRWN	APPR'D	MATERIAL	MACHINING TOLERANCES	DRAWN	DATE	PART OF ASSY:	PART NO:	PROJECT:	SHEET SIZE
1.0	19/9/12	688	ORIGINAL RELEASE	KL			X, +/-1 X.X +/-0.2 X.XX AS STATED ANGULAR ±0.25°	KL	19/09/12		AGA4609		A3
							HARNES TOLERANCES 0-300 +5/-3 300-1000 +10/-5 1000-3000 +20/-10 3000-5000 +40/-20 STRIP LENGTHS +0.5/-0				MF WINDROWER ROOF BRACKET ASSEMBLY		N/A
											00XXXX	SECURITY CLASS CONFIDENTIAL	SHEET 1 OF 1
												DRAWING STANDARD AS1100	REV 1.0

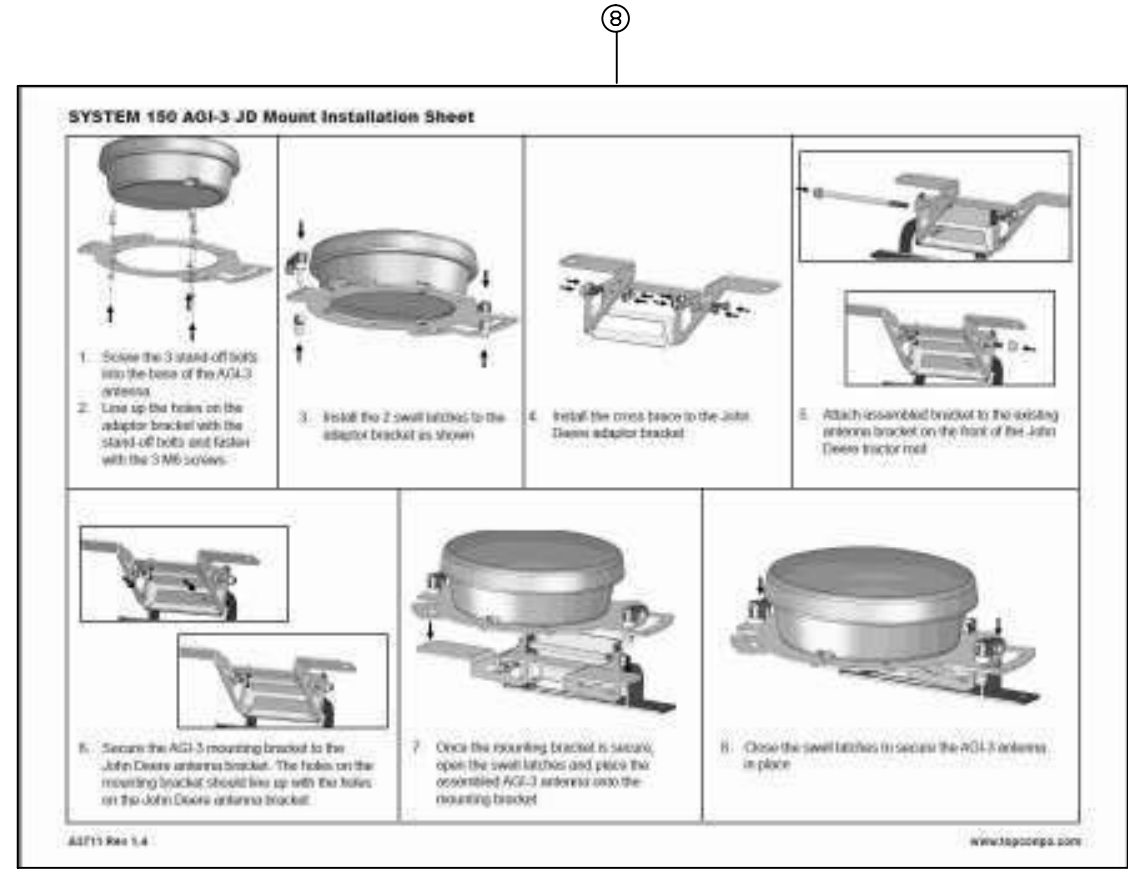
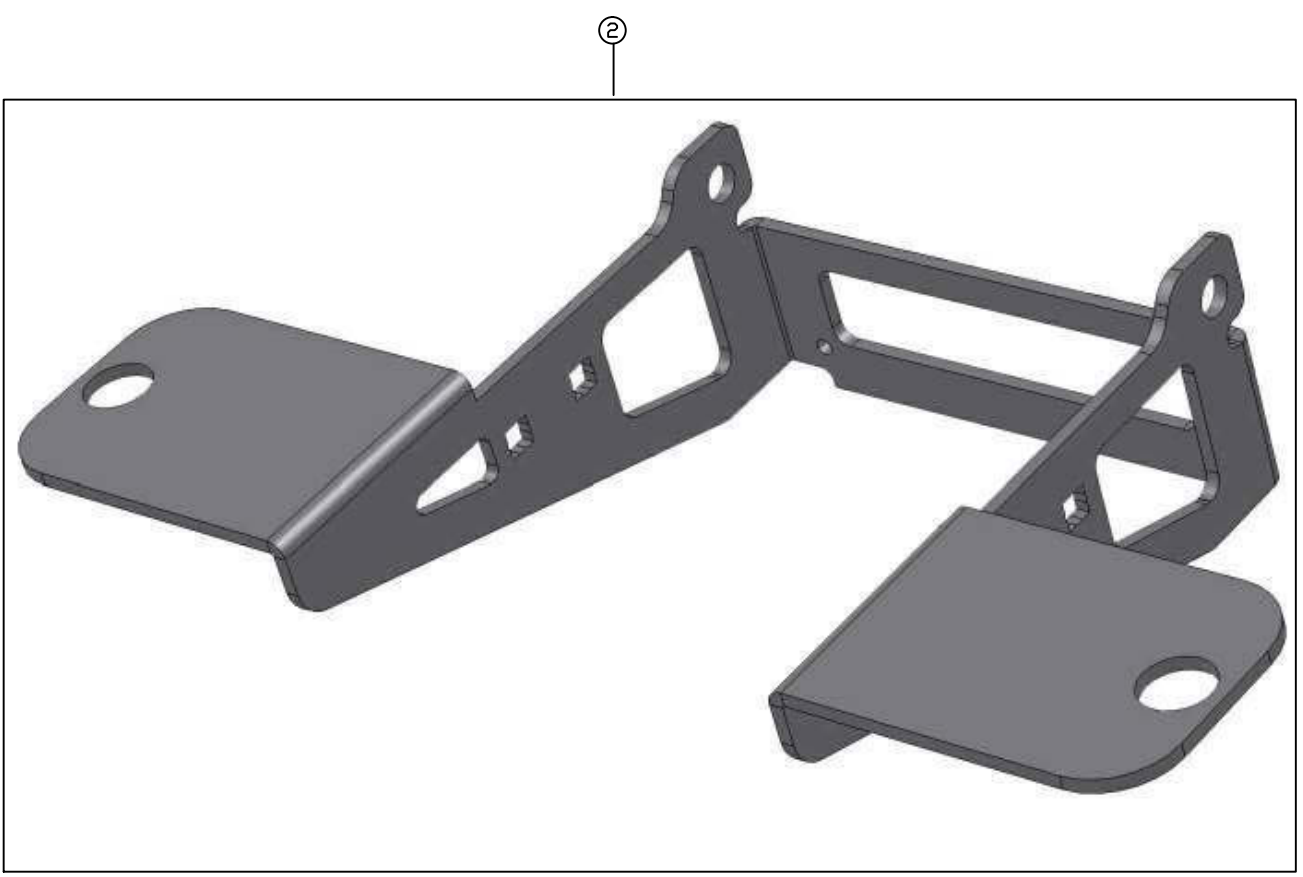
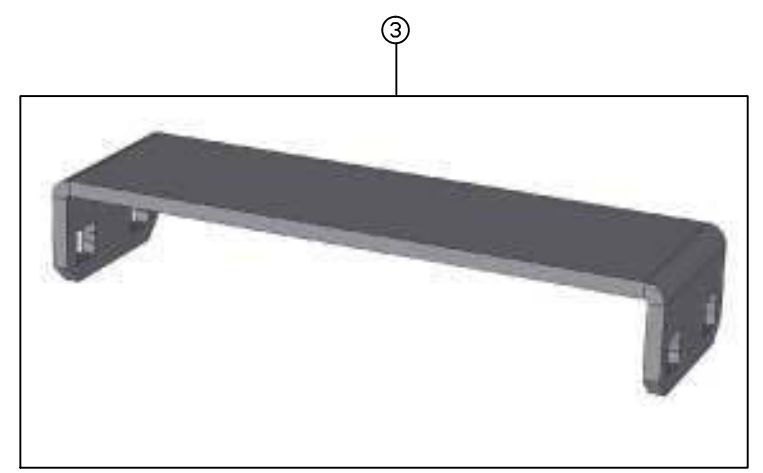
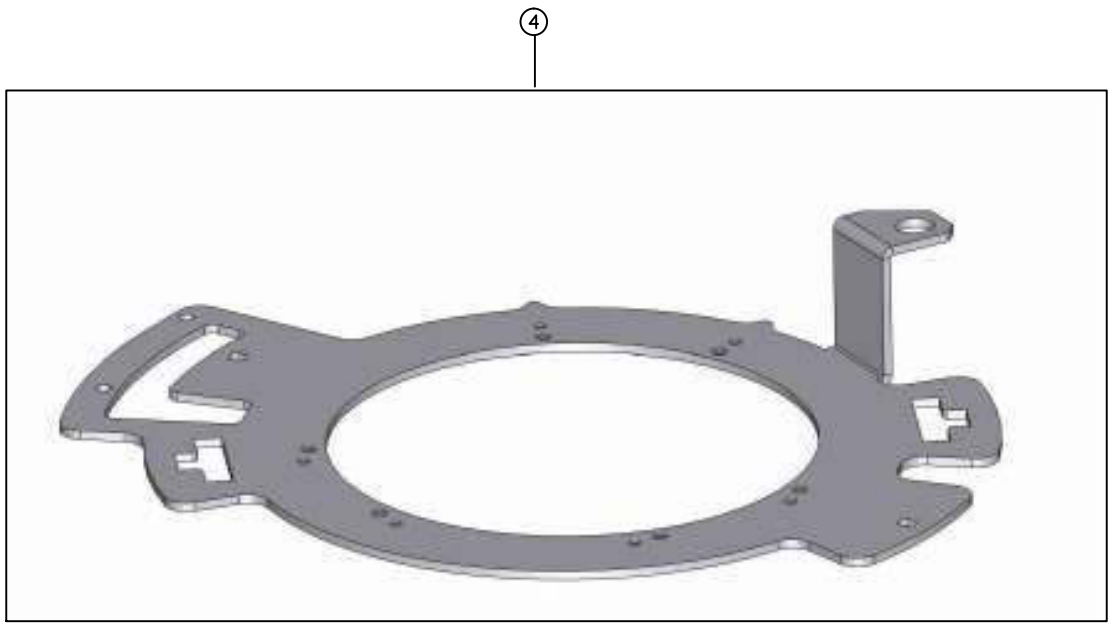
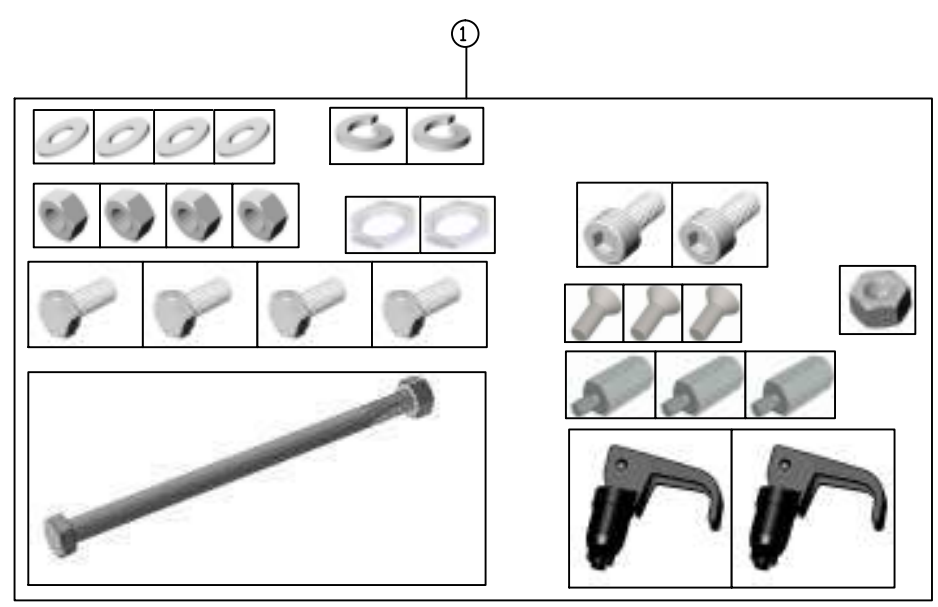
14 PARK WAY  
MAWSON LAKES  
SOUTH AUSTRALIA  
5095  
 PH: +61(0)882033300  
FAX: +611300307205  
EMAIL: info@topcon.com  
www.topcon.com

PART NO: A3645

PART OF ASSY:



ITEM	QTY	MATERIAL/DESCRIPTION	DWG. NO.	CODE
1	1	KIT, FASTENER, JOHN DEER MOUNT	X	A3725
2	1	AGI-3 ADAPTOR BRACKET SUIT JD	X	B147
3	1	AGI-3 CROSS BRACE SUIT JD	X	B148
4	1	BRACKET, AGI-3/AGI-4 UNIVERSAL	X	AGB1248
5	1	WARRANTY CARD, AG UNIVERSAL	X	AGW289
6	1	CARTON, SYSTEM 150-AGI-3 JD	X	Z271
7	1	INSERT, SYSTEM 150 AGI-3 JD	X	Z271i
8	1	MANUAL, SYSTEM 150 AGI-3 JD MOUNT	X	A3711



REV	DATE	ECO NO.	DESCRIPTION OF CHANGE	DRWN	APPR'D	MATERIAL	MACHINING TOLERANCES	DRAWN	DATE	PART OF ASSY:	PART NO:	PROJECT:	SHEET SIZE
1.0	27/08/12	634	ORIGINAL RELEASE	KL			X, X.X, X.XX AS STATED ANGULAR ±0.25°	KL	27/08/12		A3645		A3
						FINISH	HARNES TOLERANCES 0-300 +5/-3 300-1000 +10/-5 1000-3000 +20/-10 3000-5000 +40/-20 STRIP LENGTHS +0.5/-0						
TITLE: KIT, SYSTEM 150 AGI-3 JD MOUNT DRAWING NO: 00XXXX SECURITY CLASS: CONFIDENTIAL DRAWING STANDARD: AS1100											SCALE: N/A	SHEET 1 OF 1	
PH: +61(0)882033300 FAX: +611300307205 EMAIL: info@topcon.com www.topcon.com											REV: 1.0		

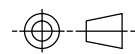
COPYRIGHT: THIS DRAWING IS THE PROPERTY OF TOPCON PRECISION AGRICULTURE. IT MAY NOT BE REPRODUCED IN WHOLE OR IN PART WITHOUT THEIR WRITTEN PERMISSION.

UNLESS OTHERWISE STATED, ALL PRINTED COPIES OF THIS DOCUMENT ARE UNCONTROLLED. REFER TO DRAWING REGISTER FOR LATEST RELEASE.



PART NO: A3734

PART OF ASSY:



ITEM	QTY	MATERIAL/DESCRIPTION	DWG. NO.	CODE
1	1	FASTENER KIT-CASE MOUNT	X	A3735
2	1	SYSTEM 150/AGI-3 GENERIC RING	X	A3736
3	1	BRACKET, AGI-3 UNIVERSAL	X	AGB1248

**SYSTEM 150 AGI-3 Round Mount Installation Sheet**

**Contents of A3734 AGI-3 Case Mount Assembly kit**

ITEM	QTY	DESCRIPTION	NOTE
1	1	FASTENER KIT	
2	1	SYSTEM 150/AGI-3 GENERIC RING	
3	1	BRACKET, AGI-3 UNIVERSAL	

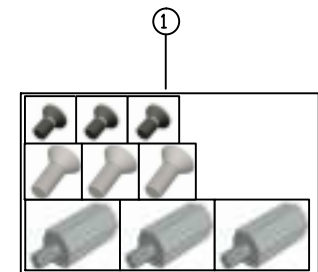
**Contents of A3735 fastener kit**

ITEM	QTY	DESCRIPTION	NOTE
1	1	WASHER	
2	1	LOCKWASHER	
3	1	SCREW	
4	1	SCREW	

**Torque settings**

ITEM	POSITION	TORQUE (Nm)	IN LBS
1	WASHER	2	1.5
2	LOCKWASHER	2	1.5
3	SCREW	4	3
4	SCREW	4	3

A3734 Rev 1.0 [www.topcon.com](http://www.topcon.com)



3



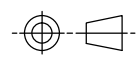
REV	DATE	ECO NO.	DESCRIPTION OF CHANGE	DRWN	APPR'D	MATERIAL	MACHINING TOLERANCES	DRAWN	DATE	PART OF ASSY:	PART NO:	PROJECT:	SHEET SIZE	
1.0	18/07/12		ORIGINAL RELEASE	KL			X, +/-1 X.X +/-0.2 X.XX AS STATED ANGULAR ±0.25°	KL	18/07/12		A3734		A3	
						FINISH	HARNESSTOLERANCES 0-300 +5/-3 300-1000 +10/-5 1000-3000 +20/-10 3000-5000 +40/-20 STRIP LENGTHS +0.5/-0	CHECKED	DATE	MACHINE FINISH 3.2 ALL ROUND UNLESS OTHERWISE STATED	AGI-3 CASE MOUNT ASSEMBLY		N/A	
								ENG APPROVAL	DATE	DO NOT SCALE UNLESS OTHERWISE STATED ALL DIMENSIONS ARE IN MILLIMETRES			SHEET 1 OF 1	
								14 PARK WAY MAWSON LAKES SOUTH AUSTRALIA 5095		PH:+61(0)882033300 FAX: +611300307205 EMAIL:info@topcon.com www.topcon.com	DRAWING NO: 002870	SECURITY CLASS CONFIDENTIAL	DRAWING STANDARD AS1100	REV 1.0

COPYRIGHT: THIS DRAWING IS THE PROPERTY OF TOPCON PRECISION AGRICULTURE. IT MAY NOT BE REPRODUCED IN WHOLE OR IN PART WITHOUT THEIR WRITTEN PERMISSION

UNLESS OTHERWISE STATED, ALL PRINTED COPIES OF THIS DOCUMENT ARE UNCONTROLLED. REFER TO DRAWING REGISTER FOR LATEST RELEASE

PART NO: AGA4457

PART OF ASSY:




2



ITEM	QTY	MATERIAL/DESCRIPTION	DWG. NO.	CODE
1	1	BRACKET, AGI-3 ROOF FENDT 700/800	X	AGB1245
2	1	BRACKET AGI-3/AGI-4 UNIVERSAL	X	AGB1248
3	3	SCREW, M5x12 SHC SNK SS	X	AGF541
4	1	ALLEN KEY 3MM	X	AGU329
5	1	ALLEN KEY 4MM	X	AGU330
6	1	BOX, CARDBOARD 39.5x8x96.5	X	AGZ309
7	3	BOX INSERT 35x7.5x60.6	X	AGZ310
8	2	BOLT, STAND OFF AGI-3 TO BRACKET	X	F422
9	3	SWELL LATCH ASSEMBLY	X	F425
10	1	SCREW M6x12 CSK SS	X	F431

1



10



3



9



8



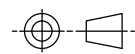
REV	DATE	ECO NO.	DESCRIPTION OF CHANGE	DRWN	APPR'D	MATERIAL	MACHINING TOLERANCES	DRAWN	DATE	PART OF ASSY:	PART NO:	PROJECT:	SHEET SIZE
1.0	19/09/12	634	ORIGINAL RELEASE	KL			X, +/-1 X.X +/-0.2 X.XX AS STATED ANGULAR ±0.25°	KL	19/09/12	PART OF ASSY:	AGA4457		A3
							HARNES TOLERANCES 0-300 +5/-3 300-1000 +10/-5 1000-3000 +20/-10 3000-5000 +40/-20 STRIP LENGTHS +0.5/-0			MACHINE FINISH 3.2 ALL ROUND UNLESS OTHERWISE STATED			N/A
										DO NOT SCALE UNLESS OTHERWISE STATED ALL DIMENSIONS ARE IN MILLIMETRES			SHEET 1.0
											TITLE: KIT, AGI_3 ROOF MOUNT FENDT 700/800		REV A
											DRAWING NO: 00XXXX	SECURITY CLASS CONFIDENTIAL	DRAWING STANDARD AS1100

COPYRIGHT: THIS DRAWING IS THE PROPERTY OF TOPCON PRECISION AGRICULTURE. IT MAY NOT BE REPRODUCED IN WHOLE OR IN PART WITHOUT THEIR WRITTEN PERMISSION

UNLESS OTHERWISE STATED, ALL PRINTED COPIES OF THIS DOCUMENT ARE UNCONTROLLED. REFER TO DRAWING REGISTER FOR LATEST RELEASE





PART NO: AGA5194



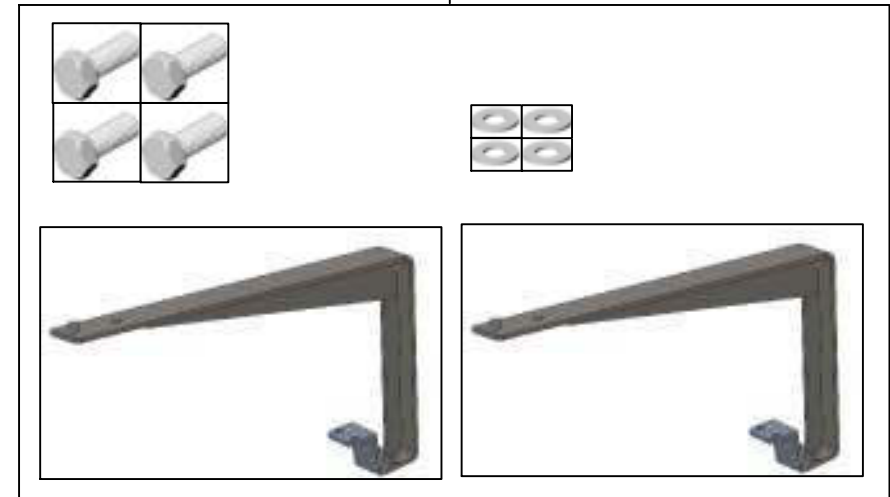
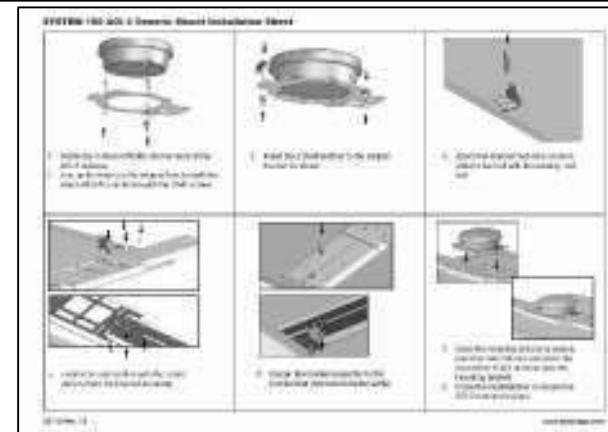

PART OF ASSY:

ITEM	QTY	MATERIAL/DESCRIPTION	DWG. NO.	CODE
1	1	SYSTEM 150 AGI-3 GENERIC MOUNT	X	AGA3644
2	1	KIT, AGI-3 ROOF MOUNT FENDT 900	X	AGA4398
3	1	BOX CARDBOARD, OUTER MULTI PURPOSE	X	AGZ317

①



②



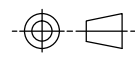
REV	DATE	ECO NO.	DESCRIPTION OF CHANGE	DRWN	APPR'D	MATERIAL	MACHINING TOLERANCES	DRAWN	DATE	PART OF ASSY:	PART NO:	PROJECT:	SHEET SIZE	
1.0	2/05/13	1015	ORIGINAL RELEASE	KL			X X.X +/-1 X.XX +/-0.2 X.XX AS STATED ANGULAR ±0.25°	KL	2/05/13		AGA5194		A3	
						FINISH	HARNES TOLERANCES 0-300 +5/-3 300-1000 +10/-5 1000-3000 +20/-10 3000-5000 +40/-20 STRIP LENGTHS +0.5/-0	CHECKED	DATE	MACHINE FINISH 3.2 ALL ROUND UNLESS OTHERWISE STATED	DO NOT SCALE UNLESS OTHERWISE STATED ALL DIMENSIONS ARE IN MILLIMETRES	KIT, FENDT 900 BRACKET	SCALE N/A	
								ENG APPROVAL	DATE		DRAWING NO: 00XXXX	SECURITY CLASS CONFIDENTIAL	DRAWING STANDARD AS1100	SHEET 1 OF 1
													REV 1.0	

COPYRIGHT: THIS DRAWING IS THE PROPERTY OF TOPCON PRECISION AGRICULTURE. IT MAY NOT BE REPRODUCED IN WHOLE OR IN PART WITHOUT THEIR WRITTEN PERMISSION

UNLESS OTHERWISE STATED, ALL PRINTED COPIES OF THIS DOCUMENT ARE UNCONTROLLED. REFER TO DRAWING REGISTER FOR LATEST RELEASE

PART NO: AGA4385

PART OF ASSY:



ITEM	QTY	MATERIAL/DESCRIPTION	DWG. NO.	CODE
1	1	QUICK REF GUIDE, CLAAS AES-25	X	AGA4505
2	1	BRACKET, AGI-3/AGI-4 UNIVERSAL	X	AGB1248
3	3	SCREW, M5x12 SHC/SNK SS	X	AGF541
4	2	SCREW, M12x30 SH C/SK ZP	X	AGF546
5	3	BOLT, STAND OFF AGI-3 TO BRACKET	X	F422
6	3	SCREW, M6x12 CSK SS	X	F431
7	1	CROSS BAR, AGI-3 MOUNT, JACTO	X	AGB1232
8	1	MOUNT, AGI-3 BASE CLAAS COMBINE	X	AGB1241
9	2	SWELL LATCH ASSEMBLY	X	F425
10	4	SCREW NO12x1.25" P/H S/TAP ZP	X	F350
11	1	BOX, CARDBOARD 45x20x14CM	X	Z103

2




6



4



10



3

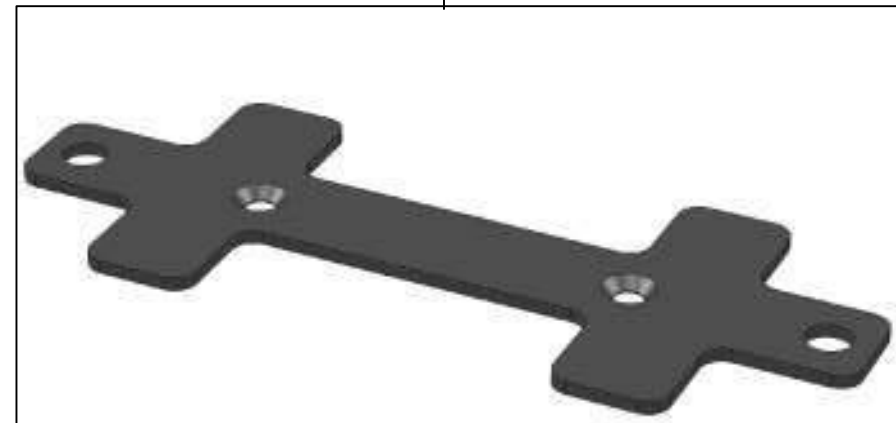


1


9



7



8



5



**AGI-3 Mount for Claas Combine Procedure**

The following procedure explains how to install the AGI-3 mounting bracket on the following tractors:

- Claas Lexion
- CAT Lexion Combine range

No	Picture	Procedure
1		Remove 4 four factory plate screws and remove the plate. Drill out the holes using a 13/16" drill. Drill the holes all the way through the metal as the new screws are longer than previously removed.
2		Secure the AGI-3 base with 4 screws supplied.

AG4385 Rev L3 www.topcon.com

REV	DATE	ECO NO.	DESCRIPTION OF CHANGE	DRWN	APPR'D	MATERIAL	MACHINING TOLERANCES	DRAWN	DATE	PART OF ASSY:	PART NO:	PROJECT:	SHEET SIZE
1.0	20/09/12	561	ORIGINAL RELEASES	KL			X, X.X, X.XX AS STATED ANGULAR ±0.25°	KL	20/09/12		AGA4385		A3
							HARNES TOLERANCES 0-300 +5/-3 300-1000 +10/-5 1000-3000 +20/-10 3000-5000 +40/-20 STRIP LENGTHS +0.5/-0						N/A
													SHEET 1 OF 1
													REV A

COPYRIGHT: THIS DRAWING IS THE PROPERTY OF TOPCON PRECISION AGRICULTURE. IT MAY NOT BE REPRODUCED IN WHOLE OR IN PART WITHOUT THEIR WRITTEN PERMISSION

UNLESS OTHERWISE STATED, ALL PRINTED COPIES OF THIS DOCUMENT ARE UNCONTROLLED. REFER TO DRAWING REGISTER FOR LATEST RELEASE

# *System 350*

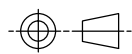
## *X30 Console Base Kits*



### **Contents**

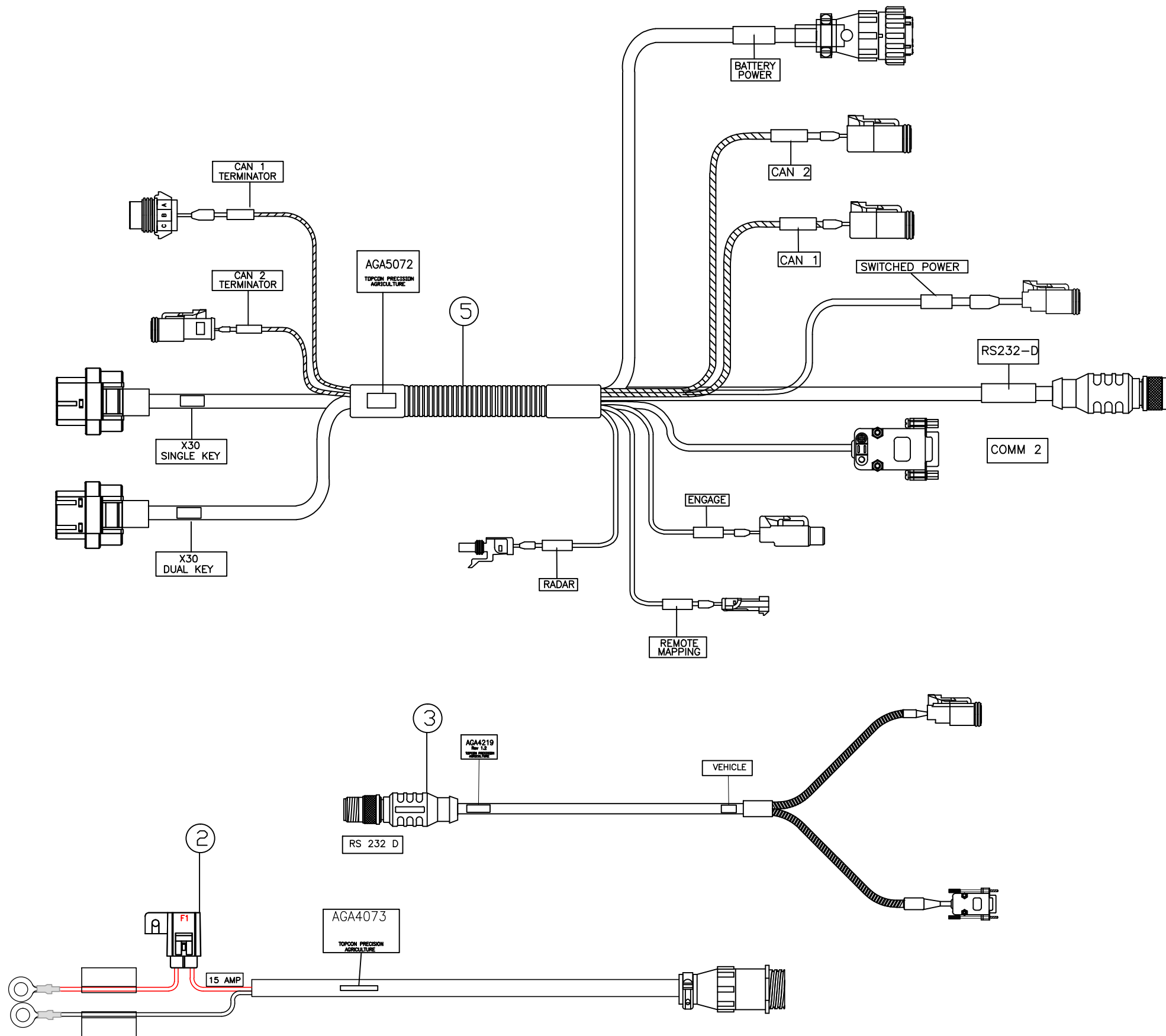
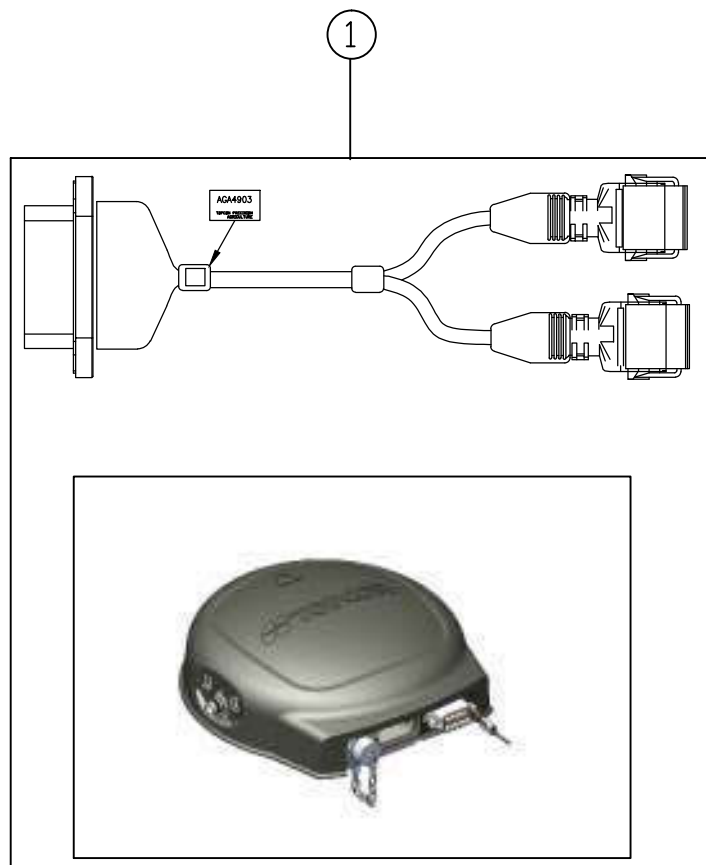
- 1002374-01
- AGA4748
- AGA4739
- AGA4714

PART NO: 1002374-01



PART OF ASSY:

ITEM	QTY	MATERIAL/DESCRIPTION	DWG. NO.	CODE
1	1	ASSY, AGI-4 AM	X	01-104701-1
2	1	HRNS, X30 POWER	X	AGA4073
3	1	HRNS SYS250/350 AGCO COMMS	X	AGA4219
4	1	X30 TPA COMP W/SOFTWARE	X	AGA4477
5	1	HRNS, X30 ISOBUS/COMS	X	AGA5072



REV	DATE	ECO NO.	DESCRIPTION OF CHANGE	DRWN	APPR'D	MATERIAL	MACHINING TOLERANCES	DRAWN	DATE	PART OF ASSY:	PART NO:	PROJECT:	SHEET SIZE
1.0	24/04/13	-	ORIGINAL RELEASE	KL			X, +/-1 X.X +/-0.2 X.XX AS STATED ANGULAR ±0.25°	KL	24/04/13		1002374-01		A3
							HARNES TOLERANCES 0-300 +5/-3 300-1000 +10/-5 1000-3000 +20/-10 3000-5000 +40/-20 STRIP LENGTHS +0.5/-0	CHECKED	DATE	MACHINE FINISH 3.2 ALL ROUND UNLESS OTHERWISE STATED	DO NOT SCALE UNLESS OTHERWISE STATED ALL DIMENSIONS ARE IN MILLIMETRES		N/A
								ENG APPROVAL	DATE		TITLE: KIT, SYS 350 WITH AGI-4		SHEET 1 OF 1
											DRAWING NO: 004518	SECURITY CLASS CONFIDENTIAL	REV 1.0
												DRAWING STANDARD AS1100	



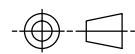
14 PARK WAY  
MAWSON LAKES  
SOUTH AUSTRALIA  
5095  
PH: +61(0)882033300  
FAX: +611300307205  
EMAIL: info@topcon.com  
www.topcon.com

UNLESS OTHERWISE STATED, ALL PRINTED COPIES OF THIS DOCUMENT ARE UNCONTROLLED. REFER TO DRAWING REGISTER FOR LATEST RELEASE

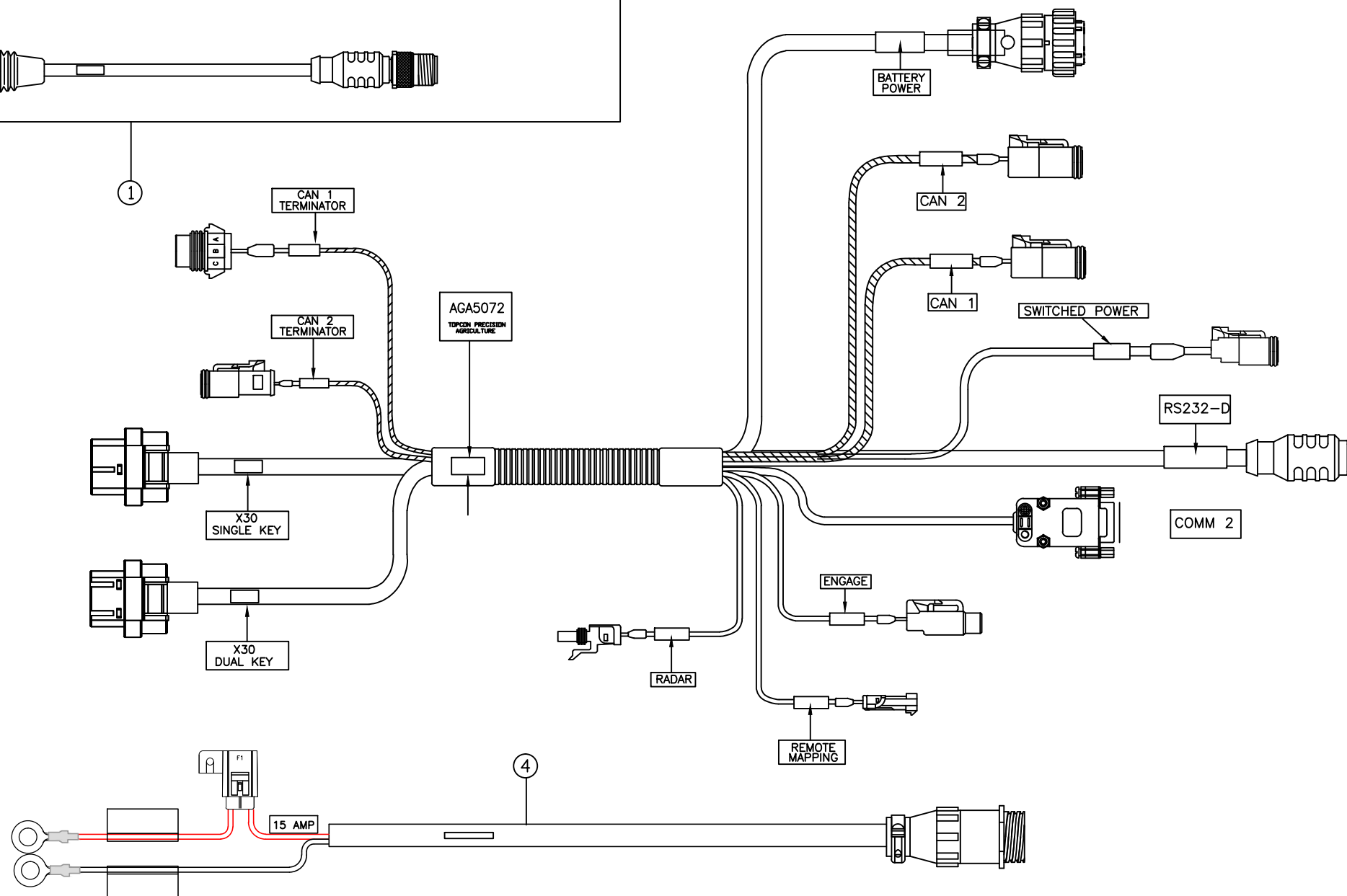
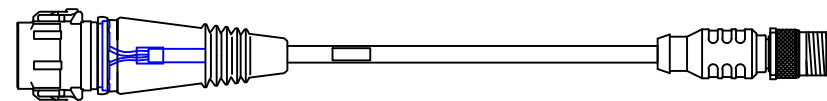
COPYRIGHT: THIS DRAWING IS THE PROPERTY OF TOPCON PRECISION AGRICULTURE. IT MAY NOT BE REPRODUCED IN WHOLE OR IN PART WITHOUT THEIR WRITTEN PERMISSION

PART NO: AGA4748

PART OF ASSY:



ITEM	QTY	MATERIAL/DESCRIPTION	DWG. NO.	CODE
1	1	KIT, SGR-1 RECEIVER BASE (X30)	X	AGA4749
2	1	X30 TPA COMP W/SOFTWARE	X	AGA4477
3	1	HRNS, X30 ISOBUS POWER COMMS	X	AGA5072
4	1	HRNS, X30 POWER	X	AGA4073



REV	DATE	ECO NO.	DESCRIPTION OF CHANGE	DRWN	APPR'D	MATERIAL	MACHINING TOLERANCES	DRAWN	DATE	PART OF ASSY:	PART NO:	PROJECT:	SHEET SIZE
1.0	16/02/12	890	ORIGINAL RELEASE	KL			X, +/-1 X.X +/-0.2 X.XX AS STATED ANGULAR ±0.25°	KL	28/03/13		AGA4748	2180	A3
1.1.0	28/03/12	890	REMOVED AGA4072 ADDED AGA5072	KL			HARNES TOLERANCES 0-300 +5/-3 300-1000 +10/-5 1000-3000 +20/-10 3000-5000 +40/-20 STRIP LENGTHS +0.5/-0				KIT, X30, SGR-1		N/A
													SHEET 1 OF 1
													REV 1.1.0

14 PARK WAY  
 MAWSON LAKES  
 SOUTH AUSTRALIA  
 5095  
 PH: +61(0)882033300  
 FAX: +611300307205  
 EMAIL: info@topcon.com  
 www.topcon.com

DRAWING NO:	003706	SECURITY CLASS	CONFIDENTIAL	DRAWING STANDARD	AS1100
-------------	--------	----------------	--------------	------------------	--------

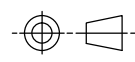
COPYRIGHT: THIS DRAWING IS THE PROPERTY OF TOPCON PRECISION AGRICULTURE. IT MAY NOT BE REPRODUCED IN WHOLE OR IN PART WITHOUT THEIR WRITTEN PERMISSION

UNLESS OTHERWISE STATED, ALL PRINTED COPIES OF THIS DOCUMENT ARE UNCONTROLLED. REFER TO DRAWING REGISTER FOR LATEST RELEASE

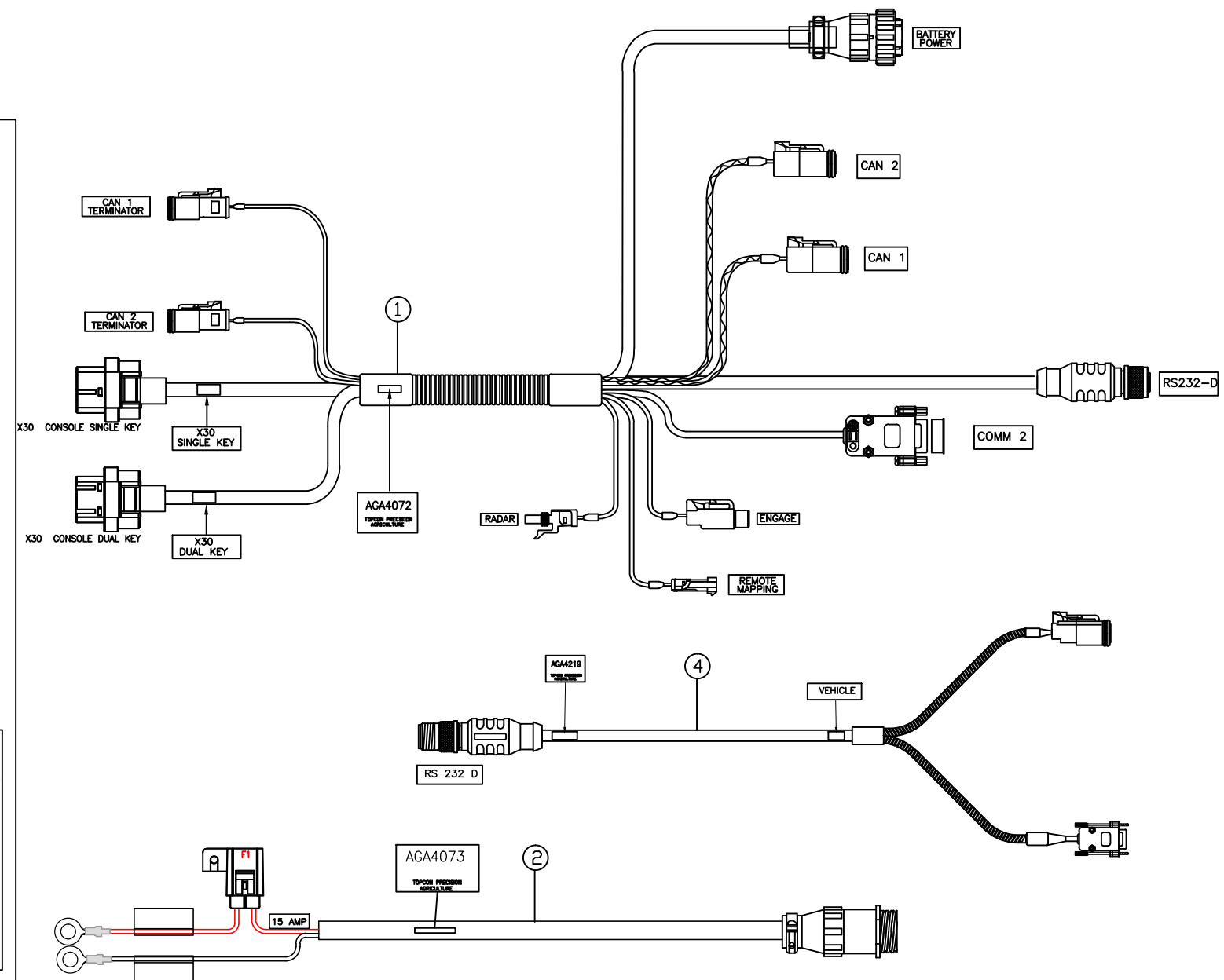


PART NO: AGA4739

PART OF ASSY:



ITEM	QTY	MATERIAL/DESCRIPTION	DWG. NO.	CODE
1	1	HRNS, X30 POWER/COMMS	X	AGA4072
2	1	HRNS, X30 POWER	X	AGA4073
3	1	X30 TPA COMP W/SOFTWARE	X	AGA4477
4	1	HRNS, SYS 250 AGCO COMMS ADAPTOR	X	AGA4219



COPYRIGHT: THIS DRAWING IS THE PROPERTY OF TOPCON PRECISION AGRICULTURE. IT MAY NOT BE REPRODUCED IN WHOLE OR IN PART WITHOUT THEIR WRITTEN PERMISSION

UNLESS OTHERWISE STATED, ALL PRINTED COPIES OF THIS DOCUMENT ARE UNCONTROLLED. REFER TO DRAWING REGISTER FOR LATEST RELEASE

REV	DATE	ECO NO.	DESCRIPTION OF CHANGE	DRWN	APPR'D	MATERIAL	MACHINING TOLERANCES	DRAWN	DATE	PART OF ASSY:	PART NO:	PROJECT:	SHEET SIZE			
1.0	12/07/12	871	ORIGINAL RELEASE	KL			X X.X +/-1 X.XX +/-0.2 X.XX AS STATED ANGULAR ±0.25°	KL	28/11/11		AGA4739		A3			
						FINISH	HARNES TOLERANCES 0-300 +5/-3 300-1000 +10/-5 1000-3000 +20/-10 3000-5000 +40/-20 STRIP LENGTHS +0.5/-0						N/A			
<table border="0"> <tr> <td> <b>TOPCON</b> Precision Agriculture 14 PARK WAY MAWSON LAKES SOUTH AUSTRALIA 5095                 </td> <td>                 PH:+61(0)882033300                  FAX: +611300307205                  EMAIL:info@topcon.com                  www.topcon.com                 </td> </tr> </table>											<b>TOPCON</b> Precision Agriculture 14 PARK WAY MAWSON LAKES SOUTH AUSTRALIA 5095	PH:+61(0)882033300 FAX: +611300307205 EMAIL:info@topcon.com www.topcon.com	TITLE: KIT, X30 WITH HARNESSSES		SHEET 1 OF 1	
<b>TOPCON</b> Precision Agriculture 14 PARK WAY MAWSON LAKES SOUTH AUSTRALIA 5095	PH:+61(0)882033300 FAX: +611300307205 EMAIL:info@topcon.com www.topcon.com															
DRAWING NO: 004008		SECURITY CLASS: CONFIDENTIAL		DRAWING STANDARD: AS1100		REV: 1.0										



# System 350

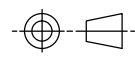
## GNSS Receivers & Options



### Contents


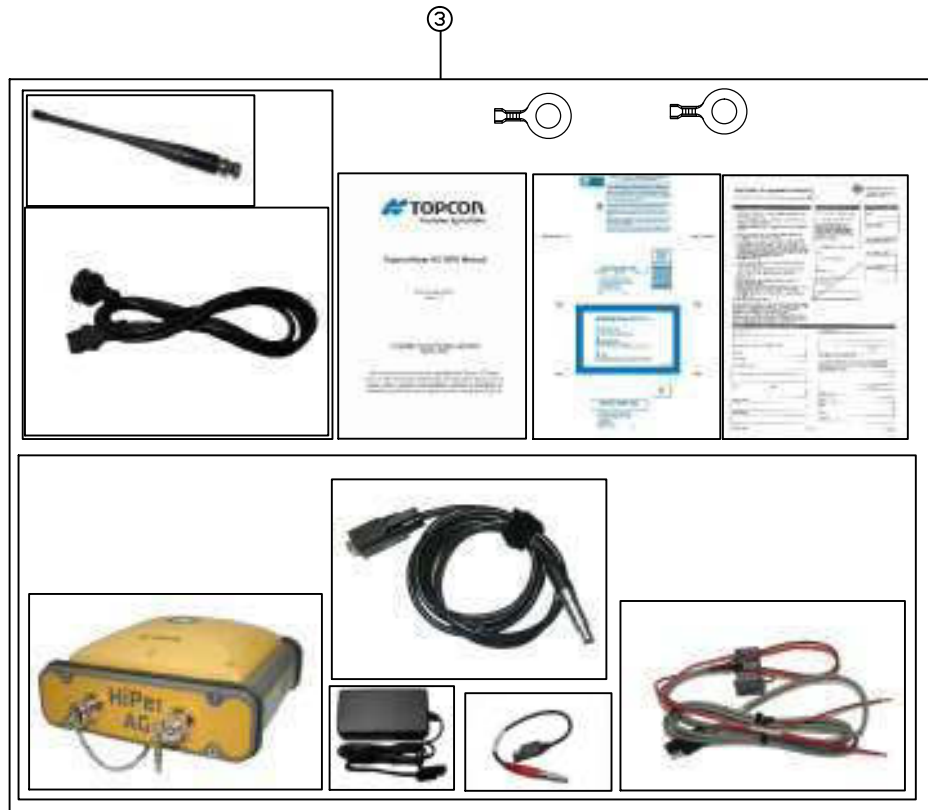
- A3503
- A3573
- 01-104701-01
- AGA4265
- AGA4266
- AGA4749
- 1002411-03
- 1002411-06
- 1002411-04
- AGA3571
- AGA4608

PART NO: A3503



PART OF ASSY:

ITEM	QTY	MATERIAL/DESCRIPTION	DWG. NO.	CODE
1	1	KIT, WHIP ANTENNA WITH BRACKET	X	A2757
2	1	TRIPOD ALUMINIUM FLAT HEAD	X	A2952
3	1	TOPCON HIPER AG RECEIVER	X	A3499
4	1	CARTON MASTER FOR A3503 KIT	X	AGZ311
5	1	RTK BASE ANTENNA BRACKET	X	B122



REV	DATE	ECO NO.	DESCRIPTION OF CHANGE	DRWN	APPR'D	MATERIAL	MACHINING TOLERANCES	DRAWN	DATE	PART OF ASSY:	PART NO:	PROJECT:	SHEET SIZE
1.0	27/08/12	-	ORIGINAL RELEASE	KL			X, +/-1 X.X +/-0.2 X.XX AS STATED ANGULAR ±0.25°	KL	27/08/12		A3503		A3
							HARNES TOLERANCES 0-300 +5/-3 300-1000 +10/-5 1000-3000 +20/-10 3000-5000 +40/-20 STRIP LENGTHS +0.5/-0						N/A
													SHEET 1 OF 1
													REV 1.0

MACHINING TOLERANCES X, +/-1 X.X +/-0.2 X.XX AS STATED ANGULAR ±0.25°	DRAWN KL DATE 27/08/12	PART OF ASSY: MACHINE FINISH 3.2 ALL ROUND UNLESS OTHERWISE STATED	DO NOT SCALE UNLESS OTHERWISE STATED ALL DIMENSIONS ARE IN MILLIMETRES
HARNES TOLERANCES 0-300 +5/-3 300-1000 +10/-5 1000-3000 +20/-10 3000-5000 +40/-20 STRIP LENGTHS +0.5/-0	CHECKED DATE	ENG APPROVAL DATE	14 PARK WAY MAWSON LAKES SOUTH AUSTRALIA 5095 PH: +61(0)882033300 FAX: +611300307205 EMAIL: info@topcon.com www.topcon.com

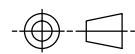
TITLE: KIT, TOPCON HIPER AG MOBILE BASE	DRAWING NO: 00XXXX	SECURITY CLASS CONFIDENTIAL	DRAWING STANDARD AS1100
---	-----------------------	--------------------------------	----------------------------

COPYRIGHT: THIS DRAWING IS THE PROPERTY OF TOPCON PRECISION AGRICULTURE. IT MAY NOT BE REPRODUCED IN WHOLE OR IN PART WITHOUT THEIR WRITTEN PERMISSION

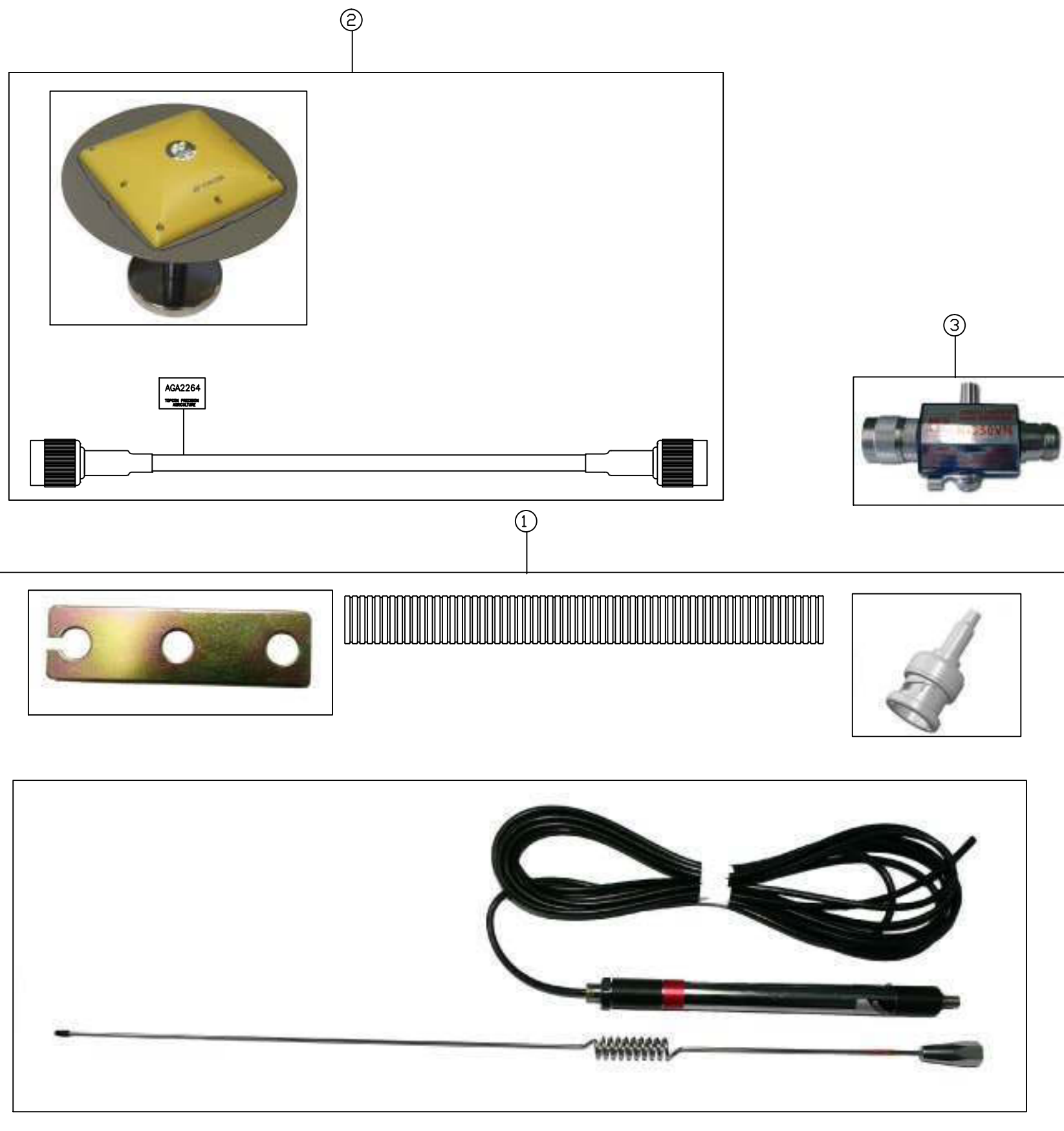
UNLESS OTHERWISE STATED, ALL PRINTED COPIES OF THIS DOCUMENT ARE UNCONTROLLED. REFER TO DRAWING REGISTER FOR LATEST RELEASE

PART NO: A3573

PART OF ASSY:



ITEM	QTY	MATERIAL/DESCRIPTION	DWG. NO.	CODE
1	1	KIT, WHIP ANTENNA WITH BRACKET	X	A2757
2	1	TOPCON PGA-1 ANTENNA WITH	X	A3248
3	1	LIGHTNING ARRESTER FOR EXT MNT	X	K101



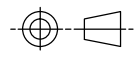
COPYRIGHT: THIS DRAWING IS THE PROPERTY OF TOPCON PRECISION AGRICULTURE. IT MAY NOT BE REPRODUCED IN WHOLE OR IN PART WITHOUT THEIR WRITTEN PERMISSION

UNLESS OTHERWISE STATED, ALL PRINTED COPIES OF THIS DOCUMENT ARE UNCONTROLLED. REFER TO DRAWING REGISTER FOR LATEST RELEASE

REV	DATE	ECO NO.	DESCRIPTION OF CHANGE	DRWN	APPR'D	MATERIAL	MACHINING TOLERANCES	DRAWN	DATE	PART OF ASSY:	PART NO:	PROJECT:	SHEET SIZE	
1.0	28/08/12	-	ORIGINAL RELEASE	KL			X X.X +/-0.2 X.XX AS STATED ANGULAR ±0.25°	KL	28/08/12		A3573		A3	
						FINISH	HARNES TOLERANCES 0-300 +5/-3 300-1000 +10/-5 1000-3000 +20/-10 3000-5000 +40/-20 STRIP LENGTHES +0.5/-0	CHECKED	DATE	MACHINE FINISH 3.2 ALL ROUND UNLESS OTHERWISE STATED			N/A	
								ENG APPROVAL	DATE	DO NOT SCALE UNLESS OTHERWISE STATED ALL DIMENSIONS ARE IN MILLIMETRES			SHEET 1 OF 1	
								14 PARK WAY MAWSON LAKES SOUTH AUSTRALIA 5095		PH:+61(0)882033300 FAX: +611300307205 EMAIL:info@topcon.com www.topcon.com	DRAWING NO: 00XXXX	SECURITY CLASS CONFIDENTIAL	DRAWING STANDARD AS1100	REV 1.0
TITLE: TOPCON HIPER AG MOBILE-FIXED BASE STATION ECONOMY UPGRADE														

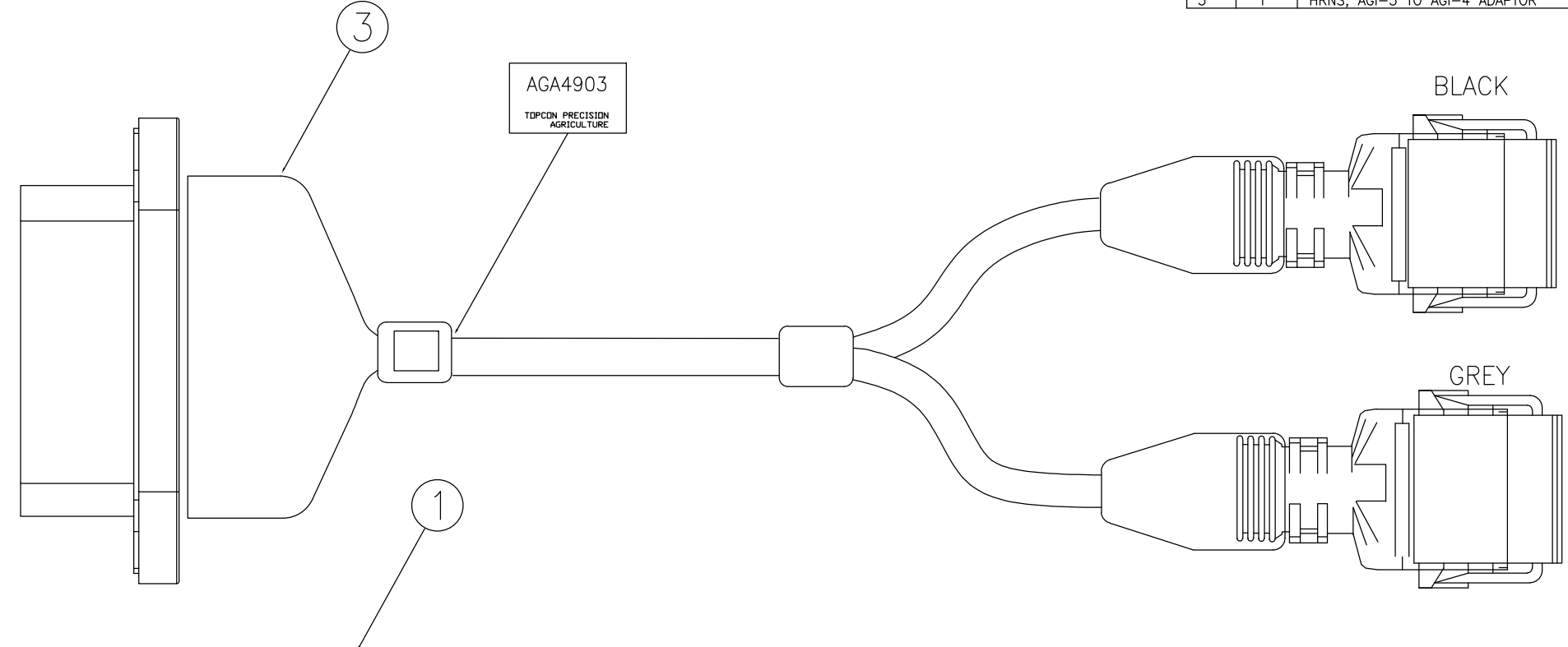


PART NO: 01-104701-01



PART OF ASSY:

ITEM	QTY	MATERIAL/DESCRIPTION	DWG. NO.	CODE
1	1	ASSY, AGI-4 AM NO	X	01-100701-01
2	1	BOX, AGI-4 AM SHIPPING	X	1002494-01
3	1	HRNS, AGI-3 TO AGI-4 ADAPTOR	X	AGA4903

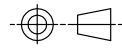


COPYRIGHT: THIS DRAWING IS THE PROPERTY OF TOPCON PRECISION AGRICULTURE. IT MAY NOT BE REPRODUCED IN WHOLE OR IN PART WITHOUT THEIR WRITTEN PERMISSION

UNLESS OTHERWISE STATED, ALL PRINTED COPIES OF THIS DOCUMENT ARE UNCONTROLLED. REFER TO DRAWING REGISTER FOR LATEST RELEASE

REV	DATE	ECO NO.	DESCRIPTION OF CHANGE	DRWN	APPR'D	MATERIAL	MACHINING TOLERANCES	DRAWN	DATE	PART OF ASSY:	PART NO:	PROJECT:	SHEET SIZE	
1.0	18/04/13	1110	ORIGINAL RELEASE	KL			X, +/-1 X.X +/-0.2 X.XX AS STATED ANGULAR ±0.25°	KL	16/04/13		01-104701-01	2222	A3	
						FINISH	HARNES TOLERANCES 0-300 +5/-3 300-1000 +10/-5 1000-3000 +20/-10 3000-5000 +40/-20 STRIP LENGTHS +0.5/-0			MACHINE FINISH 3.2 ALL ROUND UNLESS OTHERWISE STATED	DO NOT SCALE UNLESS OTHERWISE STATED ALL DIMENSIONS ARE IN MILLIMETRES			
<p>14 PARK WAY MAWSON LAKES SOUTH AUSTRALIA 5095</p> <p>PH: +61(0)882033300 FAX: +611300307205 EMAIL: info@topcon.com www.topcon.com</p>											<p>ASSY, AGI-4 AM NO MODULES BOXED</p>		<p>SCALE N/A</p>	
<p><b>TOPCON</b> Precision Agriculture</p>											<p>DRAWING NO: 004503</p>	<p>SECURITY CLASS CONFIDENTIAL</p>	<p>DRAWING STANDARD AS1100</p>	<p>SHEET 1 OF 1</p>
											<p>REV 1.0</p>			

PART NO: AGA4265




PART OF ASSY:

ITEM	QTY	MATERIAL/DESCRIPTION	DWG. NO.	CODE
1	1	RECEIVER, SGR-1 GPS		01-080401-01
2	1	WARRANTY CARD, AG UNIVERSAL		AGW289
3	1	CARTON, SGR-1 RECEIVER + FOAM		AGZ296



RECEIVER, SGR-1 GPS



COPYRIGHT: THIS DRAWING IS THE PROPERTY OF TOPCON PRECISION AGRICULTURE. IT MAY NOT BE REPRODUCED IN WHOLE OR IN PART WITHOUT THEIR WRITTEN PERMISSION.

UNLESS OTHERWISE STATED, ALL PRINTED COPIES OF THIS DOCUMENT ARE UNCONTROLLED. REFER TO DRAWING REGISTER FOR LATEST RELEASE

REV	DATE	ECO NO.	DESCRIPTION OF CHANGE	DRWN	APPR'D	MATERIAL	MACHINING TOLERANCES	DRAWN	DATE	PART OF ASSY:	PART NO:	PROJECT:	SHEET SIZE
1.0	12/8/11	595	PRODUCTION RELEASE	KL	KM		X, +/-1 X.X +/-0.2 X.XX AS STATED ANGULAR ±0.25°	KL	12/8/11		AGA4265		A3
						FINISH	HARNES TOLERANCES 0-300 +5/-3 300-1000 +10/-5 1000-3000 +20/-10 3000-5000 +40/-20 STRIP LENGTHS +0.5/-0	OM	12/8/11	MACHINE FINISH 3.2 ALL ROUND UNLESS OTHERWISE STATED	TITLE: KIT, SGR-1 RECEIVER		SCALE N/A
								ENG APPROVAL	DATE	DO NOT SCALE UNLESS OTHERWISE STATED ALL DIMENSIONS ARE IN MILLIMETRES	DRAWING NO: 003708	SECURITY CLASS CONFIDENTIAL	DRAWING STANDARD AS1100
								KM	12/8/11				REV 1.0
										14 PARK WAY MAWSON LAKES SOUTH AUSTRALIA 5095 PH: +61(0)882033300 FAX: +611300307205 EMAIL: info@topcon.com www.topcon.com			

PART NO: AGA4266



PART OF ASSY:

ITEM	QTY	MATERIAL/DESCRIPTION	DWG. NO.	CODE
1	1	KIT, SGR-1 RECEIVER	X	AGA4265
2	1	SGR-1 MOUNTING BASE	X	AGM357
3	1	GUIDE SGR-1 GX-45 MULTILINGUAL	X	AGA4560
4	1	HRNS, SGR-1 TO GX-45	X	AGA4012
5	1	SHIPPING CARTON OUTER SGR-1	X	AGZ297

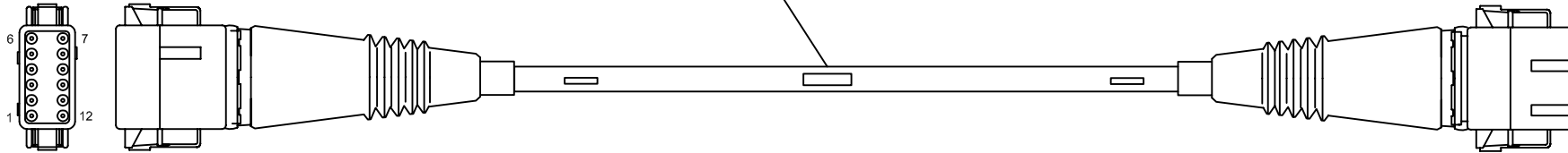
1

2

3



4



REV	DATE	ECO NO.	DESCRIPTION OF CHANGE	DRWN	APPR'D	MATERIAL	MACHINING TOLERANCES	DRAWN	DATE	PART OF ASSY:	PART NO:	PROJECT:	SHEET SIZE	
1.0	19/08/11	597	PRODUCTION RELEASE	KL			X, +/-1 X.XX +/-0.2 X.XX AS STATED ANGULAR ±0.25°	KL	19/08/11		AGA4266	2161	A3	
							HARNES TOLERANCES 0-200 +5/-3 300-1000 +10/-5 1000-3000 +20/-10 3000-5000 +40/-20 STRIP LENGTHS +0.5/-0				SGR-1 RECEIVER BASE (GX45)		N/A	
													SHEET 1 OF 1	
											DRAWING NO: 003607	SECURITY CLASS CONFIDENTIAL	DRAWING STANDARD AS1100	REV 1.0

**TOPCON** Precision Agriculture  
14 PARK WAY MAWSON LAKES SOUTH AUSTRALIA 5095  
PH: +61(0)882033300 FAX: +611300307205 EMAIL: info@topcon.com www.topcon.com

COPYRIGHT: THIS DRAWING IS THE PROPERTY OF TOPCON PRECISION AGRICULTURE. IT MAY NOT BE REPRODUCED IN WHOLE OR IN PART WITHOUT THEIR WRITTEN PERMISSION.

UNLESS OTHERWISE STATED, ALL PRINTED COPIES OF THIS DOCUMENT ARE UNCONTROLLED. REFER TO DRAWING REGISTER FOR LATEST RELEASE.

PART NO: AGA4749



PART OF ASSY:

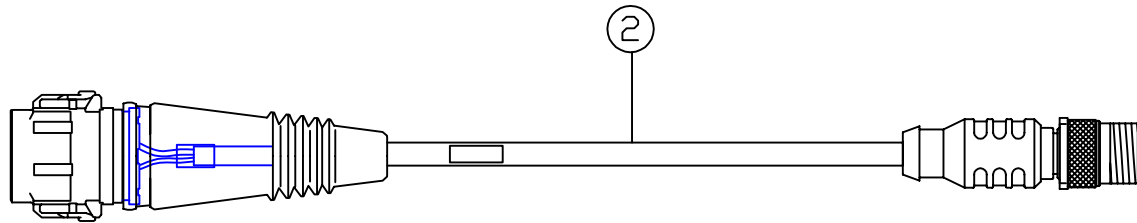
ITEM	QTY	MATERIAL/DESCRIPTION	DWG. NO.	CODE
1	1	KIT_SGR-1 RECEIVER	X	AGA4265
2	1	HRNS_SGR-1 TO X30 ADAPTOR	X	AGA4217
3	1	SGR-1 MOUNTING BASE	X	AGM357
4	1	QUICK START? _MANUAL?	X	X



1



3



2

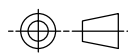
REV	DATE	ECO NO.	DESCRIPTION OF CHANGE	DRWN	APPR'D	MATERIAL	MACHINING TOLERANCES	DRAWN	DATE	PART OF ASSY:	PART NO:	PROJECT:	SHEET SIZE
							X, +/-0.2 X.XX AS STATED ANGULAR ±0.25°	KL	24/08/11		AGA4749	2161	A3
							HARNES TOLERANCES 0-200 +5/-3 300-1000 +10/-5 1000-3000 +20/-10 3000-5000 +40/-20 STRIP LENGTHS +0.5/-0				KIT, SGR-1 RECEIVER BASE (X30)		N/A
											003707	CONFIDENTIAL	AS1100
													1 OF 1
													REV 1.0

COPYRIGHT: THIS DRAWING IS THE PROPERTY OF TOPCON PRECISION AGRICULTURE. IT MAY NOT BE REPRODUCED IN WHOLE OR IN PART WITHOUT THEIR WRITTEN PERMISSION.

UNLESS OTHERWISE STATED, ALL PRINTED COPIES OF THIS DOCUMENT ARE UNCONTROLLED. REFER TO DRAWING REGISTER FOR LATEST RELEASE.

**TOPCON** Precision Agriculture  
 14 PARK WAY MAWSON LAKES SOUTH AUSTRALIA 5095  
 PH: +61(0)882033300 FAX: +611300307205  
 EMAIL: info@topcon.com www.topcon.com

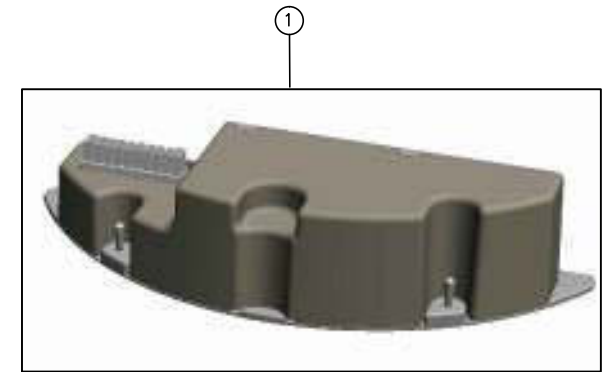
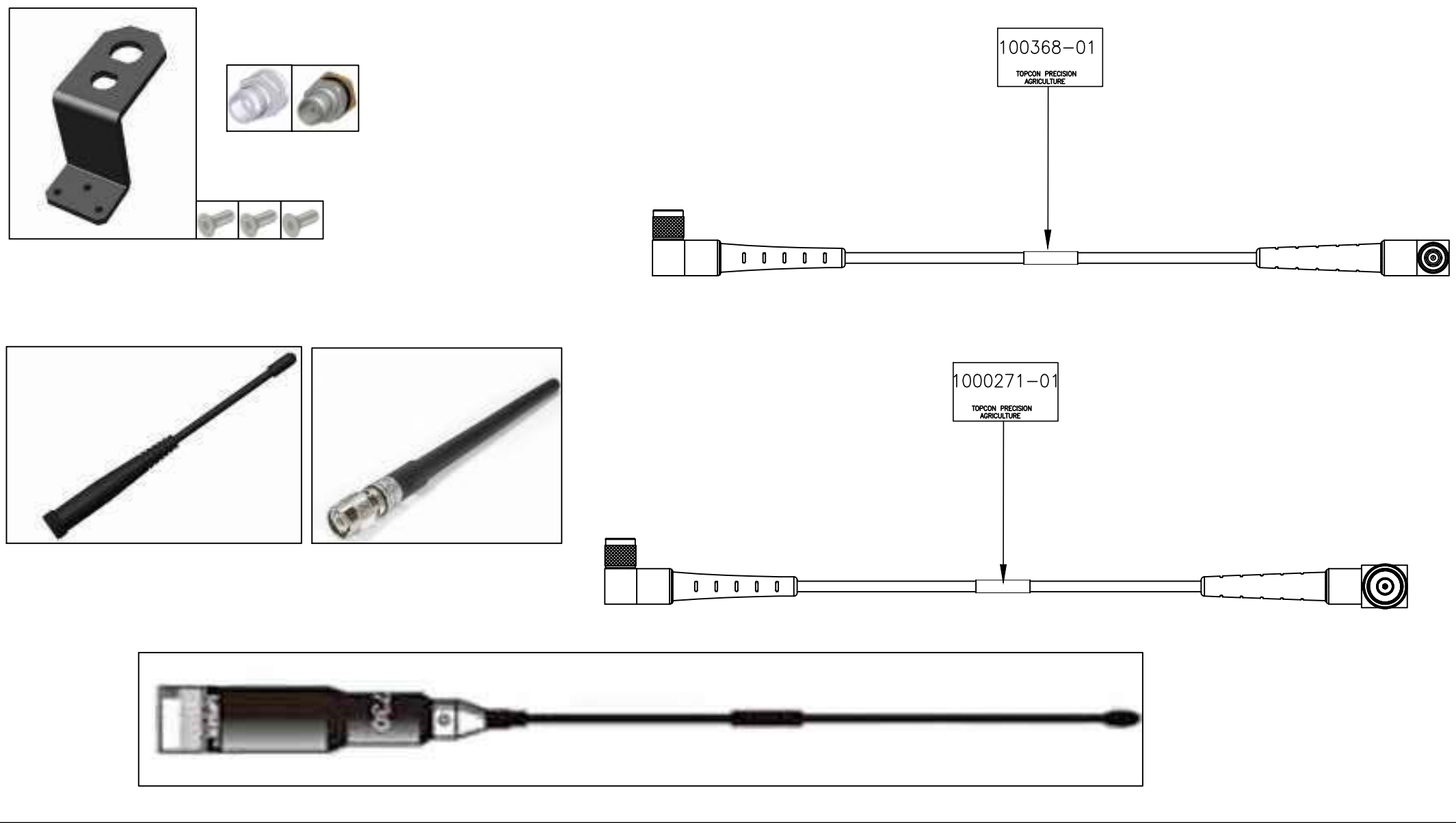
PART NO: 1002411-03



PART OF ASSY:

ITEM	QTY	MATERIAL/DESCRIPTION	DWG. NO.	CODE
1	1	ASSY, AGI-4 IMU MODULE AM	X	02-080704-03
1	1	ASSY, AGI4 MDMMOD	X	02-100715-23
1	1	KIT, ANTENNA 450-470	X	1002372-03
1	1	BOX, ANTENNA KITS SHIPPING	X	1002495-01

3



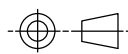
REV	DATE	ECO NO.	DESCRIPTION OF CHANGE	DRWN	APPR'D	MATERIAL	MACHINING TOLERANCES	DRAWN	DATE	PART OF ASSY:	PART NO:	PROJECT:	SHEET SIZE
1.0	1/08/13	1103	ORIGINAL RELEASE	KL			X, +/-1 X.X +/-0.2 X.XX AS STATED ANGULAR ±0.25°	KL	1/08/13		1002411-03		A3
						FINISH	HARNES TOLERANCES 0-300 +5/-3 300-1000 +10/-5 1000-3000 +20/-10 3000-5000 +40/-20 STRIP LENGTHES +0.5/-0	CHECKED	DATE	MACHINE FINISH 3.2 ALL ROUND UNLESS OTHERWISE STATED	DO NOT SCALE UNLESS OTHERWISE STATED ALL DIMENSIONS ARE IN MILLIMETRES	KIT, AGI-4 RTK DUHFII UPGD 450-470 EEU, US, AUS	SCALE N/A
								ENG APPROVAL	DATE		DRAWING NO: 004604	SECURITY CLASS CONFIDENTIAL	SHEET 1 OF 1
											DRAWING STANDARD AS1100	REV 1.0	

COPYRIGHT: THIS DRAWING IS THE PROPERTY OF TOPCON PRECISION AGRICULTURE. IT MAY NOT BE REPRODUCED IN WHOLE OR IN PART WITHOUT THEIR WRITTEN PERMISSION

UNLESS OTHERWISE STATED, ALL PRINTED COPIES OF THIS DOCUMENT ARE UNCONTROLLED. REFER TO DRAWING REGISTER FOR LATEST RELEASE



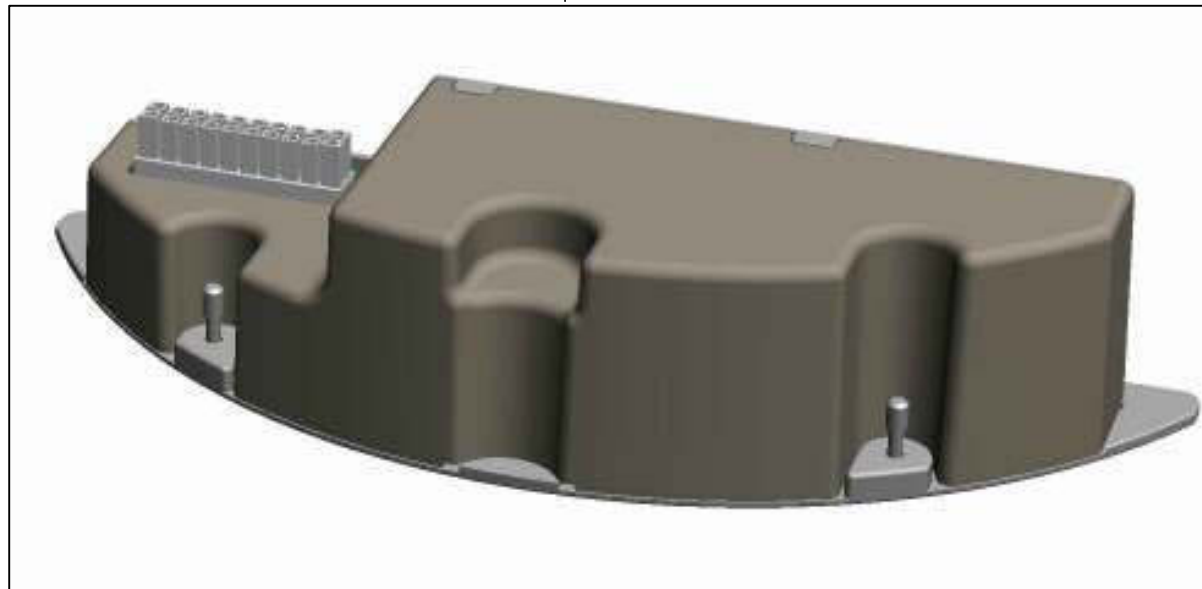
PART NO: 1002411-06



ITEM	QTY	MATERIAL/DESCRIPTION	DWG. NO.	CODE
1	1	ASSY, AGI-4 IMU	X	02-08470-03
2	1	OAF-U, AGI-4 AM RYK BUNDLE	X	27-100710-03

PART OF ASSY:

1



COPYRIGHT: THIS DRAWING IS THE PROPERTY OF TOPCON PRECISION AGRICULTURE. IT MAY NOT BE REPRODUCED IN WHOLE OR IN PART WITHOUT THEIR WRITTEN PERMISSION

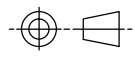
UNLESS OTHERWISE STATED, ALL PRINTED COPIES OF THIS DOCUMENT ARE UNCONTROLLED. REFER TO DRAWING REGISTER FOR LATEST RELEASE

REV	DATE	ECO NO.	DESCRIPTION OF CHANGE	DRWN	APPR'D	MATERIAL	MACHINING TOLERANCES	DRAWN	DATE	PART OF ASSY:	PART NO:	PROJECT:	SHEET SIZE	
1.0	1/08/13	1103	ORIGINAL RELEASE	KL			X, +/-1 X.X +/-0.2 X.XX AS STATED ANGULAR ±0.25°	KL	1/08/13		1002411-06		A3	
						FINISH	HARNES TOLERANCES 0-300 +5/-3 300-1000 +10/-5 1000-3000 +20/-10 3000-5000 +40/-20 STRIP LENGTHES +0.5/-0	CHECKED	DATE	MACHINE FINISH 3.2 ALL ROUND UNLESS OTHERWISE STATED	DO NOT SCALE UNLESS OTHERWISE STATED ALL DIMENSIONS ARE IN MILLIMETRES	KIT, AGI-4 RKT EXTERNAL UPGRADE NO ANTENNA	SCALE N/A	
								ENG APPROVAL	DATE				SHEET 1 OF 1	
								14 PARK WAY MAWSON LAKES SOUTH AUSTRALIA 5095		PH:+61(0)882033300 FAX: +611300307205 EMAIL:info@topcon.com www.topcon.com	DRAWING NO: 00XXXX	SECURITY CLASS CONFIDENTIAL	DRAWING STANDARD AS1100	REV 1.0

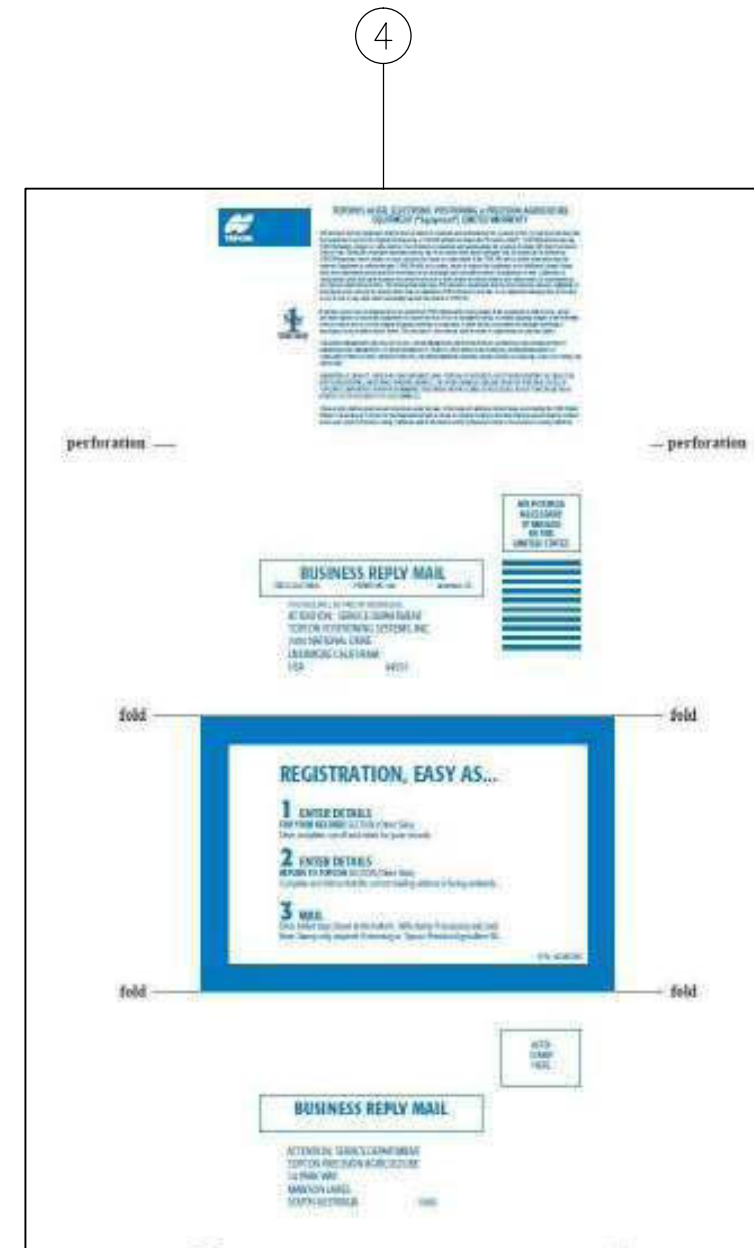


PART NO: AGA3571

PART OF ASSY:



ITEM	QTY	MATERIAL/DESCRIPTION	DWG. NO.	CODE
1	1	ASSY, AGI-3 RTK MOD W/DIG MODEM	X	01-060412-06
2	1	ANTENNAE, RUBBER DUCK 915 RTNC	X	30-030012-01
3	1	SYSTEM 150 AGI-3 RTK MODULE	X	A3722
4	1	WARRANTY CARD, AG UNIVERSAL	X	AGW289
5	1	CARTON, SYSTEM 110/150 HOTSHOE	X	Z268
6	1	CARTON INSERT, SYSTEM 150 AGI-3	X	Z273

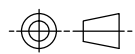


COPYRIGHT: THIS DRAWING IS THE PROPERTY OF TOPCON PRECISION AGRICULTURE. IT MAY NOT BE REPRODUCED IN WHOLE OR IN PART WITHOUT THEIR WRITTEN PERMISSION

UNLESS OTHERWISE STATED, ALL PRINTED COPIES OF THIS DOCUMENT ARE UNCONTROLLED. REFER TO DRAWING REGISTER FOR LATEST RELEASE

REV	DATE	ECO NO.	DESCRIPTION OF CHANGE	DRWN	APPR'D	MATERIAL	MACHINING TOLERANCES	DRAWN	DATE	PART OF ASSY:	PART NO:	PROJECT:	SHEET SIZE
1.0	21/02/12	-	ORIGINAL RELEASE	KL			X, +/-1 X.X +/-0.2 X.XX AS STATED ANGULAR ±0.25°	KL	21/02/12		AGA3571		A3
						FINISH	HARNES TOLERANCES 0-300 +5/-3 300-1000 +10/-5 1000-3000 +20/-10 3000-5000 +40/-20 STRIP LENGTHS +0.5/-0	CHECKED	DATE	MACHINE FINISH 3.2 ALL ROUND UNLESS OTHERWISE STATED	DO NOT SCALE UNLESS OTHERWISE STATED ALL DIMENSIONS ARE IN MILLIMETRES	TITLE: KIT, AGI-3 RTK MOD DIG MODEM	SCALE N/A
								ENG APPROVAL	DATE	14 PARK WAY MAWSON LAKES SOUTH AUSTRALIA 5095	PH:+61(0)882033300 FAX: +611300307205 EMAIL:info@topcon.com www.topcon.com	DRAWING NO: 003987	SHEET 1 OF 1
											SECURITY CLASS CONFIDENTIAL	DRAWING STANDARD AS1100	REV 1.0

PART NO: AGA4608



ITEM	QTY	MATERIAL/DESCRIPTION	DWG. NO.	CODE
1	1	X	X	X

PART OF ASSY:



COPYRIGHT: THIS DRAWING IS THE PROPERTY OF TOPCON PRECISION AGRICULTURE. IT MAY NOT BE REPRODUCED IN WHOLE OR IN PART WITHOUT THEIR WRITTEN PERMISSION

UNLESS OTHERWISE STATED, ALL PRINTED COPIES OF THIS DOCUMENT ARE UNCONTROLLED. REFER TO DRAWING REGISTER FOR LATEST RELEASE

REV	DATE	ECO NO.	DESCRIPTION OF CHANGE	DRWN	APPR'D	MATERIAL	MACHINING TOLERANCES	DRAWN	DATE	PART OF ASSY:	PART NO:	PROJECT:	SHEET SIZE
1.0	22/02/12	-	ORIGINAL RELEASE	KL			X, +/-1 X.X +/-0.2 X.XX AS STATED ANGULAR ±0.25°	KL	15/12/12		AGA4608		A3
						FINISH	HARNES TOLERANCES 0-300 +5/-3 300-1000 +10/-5 1000-3000 +20/-10 3000-5000 +40/-20 STRIP LENGTHES +0.5/-0			MACHINE FINISH 3.2 ALL ROUND UNLESS OTHERWISE STATED	ASSY, AGI-3 RTK MODULE WITHOUT RADIO		N/A
										DO NOT SCALE UNLESS OTHERWISE STATED ALL DIMENSIONS ARE IN MILLIMETRES			SHEET 1 OF 1
											DRAWING NO: 004001	SECURITY CLASS CONFIDENTIAL	DRAWING STANDARD AS1100
													REV 1.0



14 PARK WAY  
MAWSON LAKES  
SOUTH AUSTRALIA  
5095  
PH: +61(0)882033300  
FAX: +611300307205  
EMAIL: info@topcon.com  
www.topcon.com

# *System 350*

## *TopNET & CORS Network*

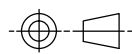
### **Contents**

- AGA4343
- AGA4416
- AGA4608
- AGA4649

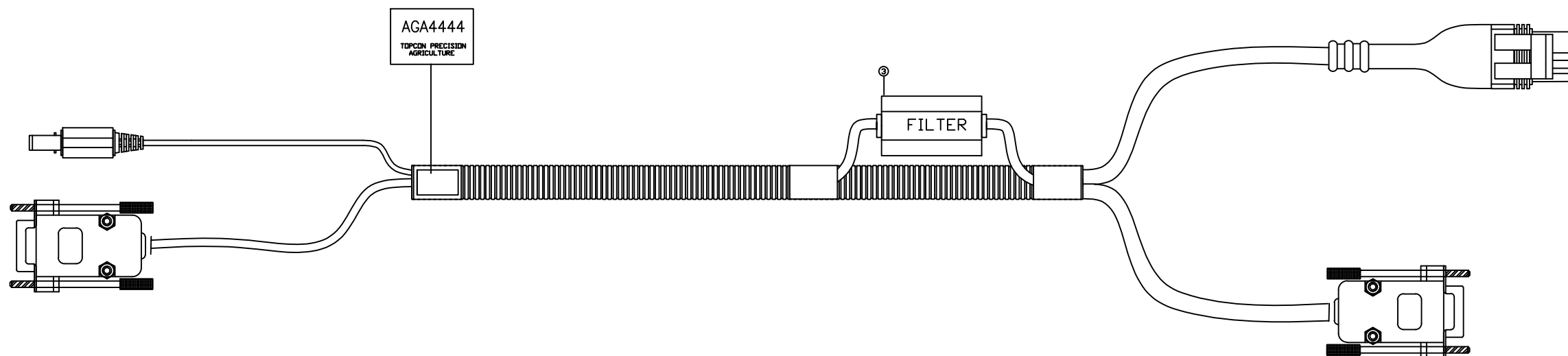


PART NO: AGA4343

PART OF ASSY:



ITEM	QTY	MATERIAL/DESCRIPTION	DWG. NO.	CODE
1	1	AG CON.NET W/OUT ACTIVATED SIM	X	AGA4417
2	1	CELL ANTENNA	X	AGA4336
3	1	HRNS, AG CON.NET GENERIC	X	AGA4444
4	1	10GB/365 DAY PRE PAID TELSTRA	X	AGA4338
5	1	CORS NETWORK SUBSCRIPTION	X	AGCS0006



REV	DATE	ECO NO.	DESCRIPTION OF CHANGE	DRWN	APPR'D	MATERIAL	MACHINING TOLERANCES	DRAWN	DATE	PART OF ASSY:	PART NO:	PROJECT:	SHEET SIZE
1.0	16/07/12	-	ORIGINAL RELEASE	KL			X, +/-1 X.X +/-0.2 X.XX AS STATED ANGULAR ±0.25°	KL	16/07/12		AGA4343		A3
							HARNES TOLERANCES 0-300 +5/-3 300-1000 +10/-5 1000-3000 +20/-10 3000-5000 +40/-20 STRIP LENGTHS +0.5/-0						
						FINISH							

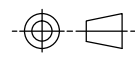
CHECKED ENG APPROVAL DATE	MACHINE FINISH 3.2 ALL ROUND UNLESS OTHERWISE STATED	DO NOT SCALE UNLESS OTHERWISE STATED ALL DIMENSIONS ARE IN MILLIMETRES	14 PARK WAY MAWSON LAKES SOUTH AUSTRALIA 5095	PH:+61(0)882033300 FAX: +611300307205 EMAIL:info@topcon.com www.topcon.com	PART NO: AGA4343 TITLE: UNIVERSAL AG CON.NET WITH 6 MONTH SIGNAL & DATA DRAWING NO: 00XXXX	SECURITY CLASS CONFIDENTIAL	DRAWING STANDARD AS1100	SHEET 1 OF 1 REV 1.0
------------------------------	--	--	--	---	--	--------------------------------	----------------------------	-------------------------

COPYRIGHT: THIS DRAWING IS THE PROPERTY OF TOPCON PRECISION AGRICULTURE. IT MAY NOT BE REPRODUCED IN WHOLE OR IN PART WITHOUT THEIR WRITTEN PERMISSION

UNLESS OTHERWISE STATED, ALL PRINTED COPIES OF THIS DOCUMENT ARE UNCONTROLLED. REFER TO DRAWING REGISTER FOR LATEST RELEASE

PART NO: AGA4416

PART OF ASSY:



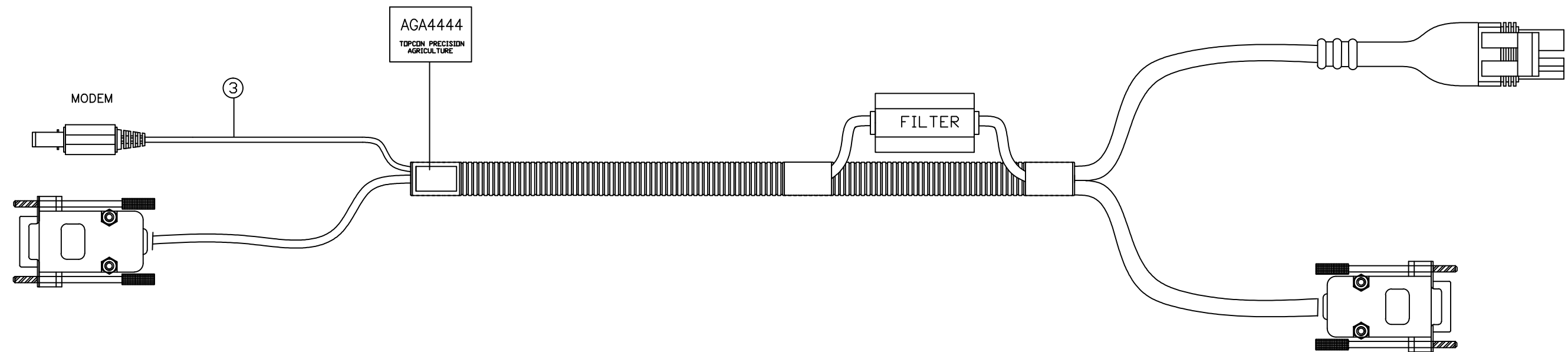
①



②



ITEM	QTY	MATERIAL/DESCRIPTION	DWG. NO.	CODE
1	1	AG CON.NET WITH OUT ACTIVATED SIM	X	AGA4417
2	1	CELL ANTENNA	X	AGA4336
3	1	HRNS, AG CON.NET GENERIC	X	AGA4444



REV	DATE	ECO NO.	DESCRIPTION OF CHANGE	DRWN	APPR'D	MATERIAL	MACHINING TOLERANCES	DRAWN	DATE	PART OF ASSY:	PART NO:	PROJECT:	SHEET SIZE
1.0	19/07/12	-	ORIGINAL RELEASE	KL			X, +/-1 X.X +/-0.2 X.XX AS STATED ANGULAR ±0.25°	KL	19/07/12		AGA4416		A3
							HARNES TOLERANCES 0-300 +5/-3 300-1000 +10/-5 1000-3000 +20/-10 3000-5000 +40/-20 STRIP LENGTHS +0.5/-0						N/A
													SHEET 1 OF 1
													REV 1.0

DO NOT SCALE UNLESS OTHERWISE STATED ALL DIMENSIONS ARE IN MILLIMETRES MACHINE FINISH 3.2 ALL ROUND UNLESS OTHERWISE STATED	14 PARK WAY MAWSON LAKES SOUTH AUSTRALIA 5095 PH: +61(0)882033300 FAX: +611300307205 EMAIL: info@topcon.com www.topcon.com	DRAWING NO: 00XXXX SECURITY CLASS: CONFIDENTIAL DRAWING STANDARD: AS1100
---	---	--

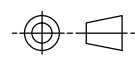
COPYRIGHT: THIS DRAWING IS THE PROPERTY OF TOPCON PRECISION AGRICULTURE. IT MAY NOT BE REPRODUCED IN WHOLE OR IN PART WITHOUT THEIR WRITTEN PERMISSION

UNLESS OTHERWISE STATED, ALL PRINTED COPIES OF THIS DOCUMENT ARE UNCONTROLLED. REFER TO DRAWING REGISTER FOR LATEST RELEASE



PART NO: AGH1596

PART OF ASSY: AGA4649

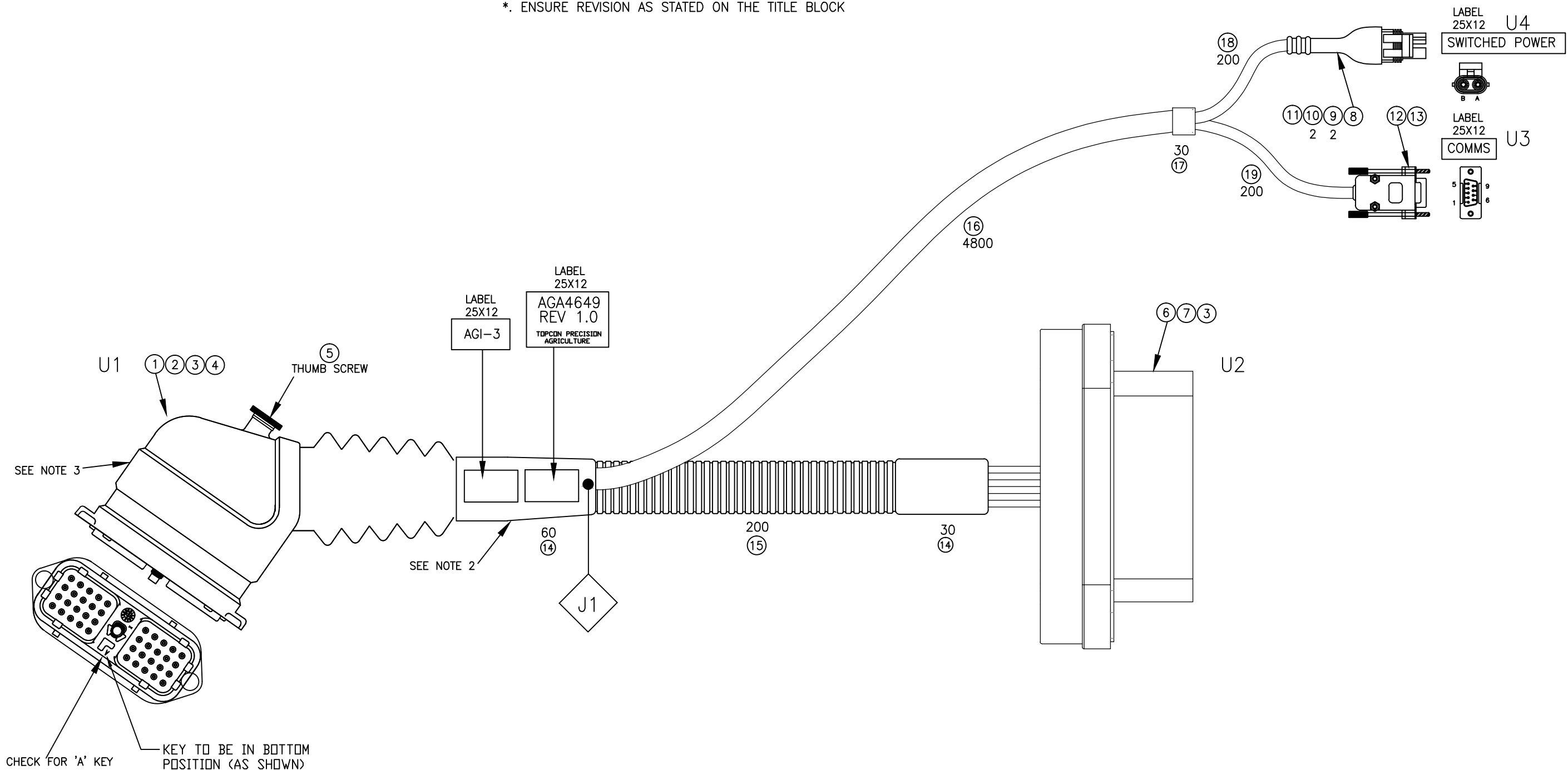


ITEM	QTY	MATERIAL/DESCRIPTION	PART NO	CODE
1	1	CONNECTOR DEUTSCH 40P PLUG KEY A	DRC 26-40SA	Y1026
2	13	DEUTSCH CONTACTS FEMALE #20	1062-20-0122L	Y1057
3	57	SEALING PLUG DEUTSCH	0413-204-2005	Y730
4	1	TOPCON BOOT SUIT DRC26-40S	3020-0502	Y1081
5	1	THUMBSCREW SUIT DRC26-40S	2190-0180	Y1090
6	1	CONNECTOR DEUTSCH 40P RECEIPT KEY A	DRC 22-40PA	AGY1301
7	10	DEUTSCH CONTACTS MALE #20	1060-20-0122L	Y1083
8	1	2 PIN WEATHER PACK MALE SHELL	12015792	Y207
9	2	CABLE SEAL WEATHER PACK (GRN)	15324982	Y208
10	2	WEATHER PACK PIN FEMALE	12089188	Y210
11	1	RUBBER BOOT FOR 2W WEATHER PK	B12015792	Y395
12	1	CONN DB9 9 PIN D FEM	P3010	Y415
13	1	BACKSHELL FOR 9P "D" CONN	P3090	Y417
14	0.09m	HEATSHRINK GLUE LINED 24mm	812-RDW240BK	E339
15	0.2m	13mmPP SPLIT CONDUIT BLACK POLYPROPYLENE	CORR-13PP	E128
16	4.8m	10mmPP SPLIT CONDUIT BLACK POLYPROPYLENE	CORR-10PP	E126
17	0.03m	HEATSHRINK GLUE LINE 12mm OD	4Q106120B	E361
18	5.1m	CABLE TWSH 2 CORE 16/0.30 16G	KA2TW300-BK	E002
19	5.1m	CABLE 2 CORE SCREENED	HC2332	E155

NOTE:

1. LABEL SIZE USED AS A GUIDE;
2. SECURE BOOT TO SPLIT CONDUIT USING H/S;
3. ENSURE WIRES INSIDE BOOT ARE PROTECTED FROM RUBBING AGAINST THUMBSCREW;

\*. ENSURE REVISION AS STATED ON THE TITLE BLOCK



BOOT: TOPCON P/N 3020-0502  
THUMBSCREW: TOPCON P/N 2190-0180

REV	DATE	ECO NO.	DESCRIPTION OF CHANGE	DRWN	APPR'D	MATERIAL	MACHINING TOLERANCES	DRAWN	DATE	PART OF ASSY:	PART NO:	PROJECT:	SHEET SIZE	
1.0	27/05/11	0666	Production Release	OM	KM		X, X.X +/-1 X.XX +/-0.2 X.XX AS STATED ANGULAR ±0.25°	OM	05/04/11	AGA4649	AGH1596	2128	A3	
1.0.1	12/7/12	0637	Change item 15 E127 to E128	DK			HARNES TOLERANCES 0-300 +5/-3 300-1000 +10/-5 1000-3000 +20/-10 3000-5000 +40/-20 STRIP LENGTHS +0.5/-0	ENG APPROVAL	DATE					
						FINISH		KM	05/04/11					
<p>14 PARK WAY MAWSON LAKES SOUTH AUSTRALIA 5095</p> <p>PH: +61(0)882033300 FAX: +611300307205 EMAIL: info@kee.com.au www.kee.com.au</p>											<p>TITLE: AGI-3 DIGI MODEM ADAPTOR HARNESS</p>		<p>SCALE N/A</p>	
<p>TOPCON Precision Agriculture</p>											<p>DRAWING NO: 003582</p>	<p>SECURITY CLASS CONFIDENTIAL</p>	<p>DRAWING STANDARD AS1100</p>	<p>REV 1.0.1</p>

COPYRIGHT: THIS DRAWING IS THE PROPERTY OF TOPCON PRECISION AGRICULTURE. IT MAY NOT BE REPRODUCED IN WHOLE OR IN PART WITHOUT THEIR WRITTEN PERMISSION.

UNLESS OTHERWISE STATED, ALL PRINTED COPIES OF THIS DOCUMENT ARE UNCONTROLLED. REFER TO DRAWING REGISTER FOR LATEST RELEASE.

# System 350

## AES-25 Electric Steering Vehicle Adaptor Kits



### Contents

- CNH
- John Deere
- CLAAS
- Challenger
- New Holland
- Massey Ferguson
- AGCO
- Self-Propelled Applicator
- Valtra
- Jacto



# *System 350*

## *AES-25 Electric Steering*

### *Vehicle Adaptor Kits* **CNH**



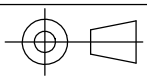
*AES-25 Electric Steering*

*X30 Console*

#### **Contents**

- AGA3827
- AGA3834
- AGA3961
- AGA3974
- AGA4035
- AGA4058
- AGA4083
- AGA4122
- AGA4138
- AGA4181

PART NO  
**AGA3827**  
PART OF ASSY



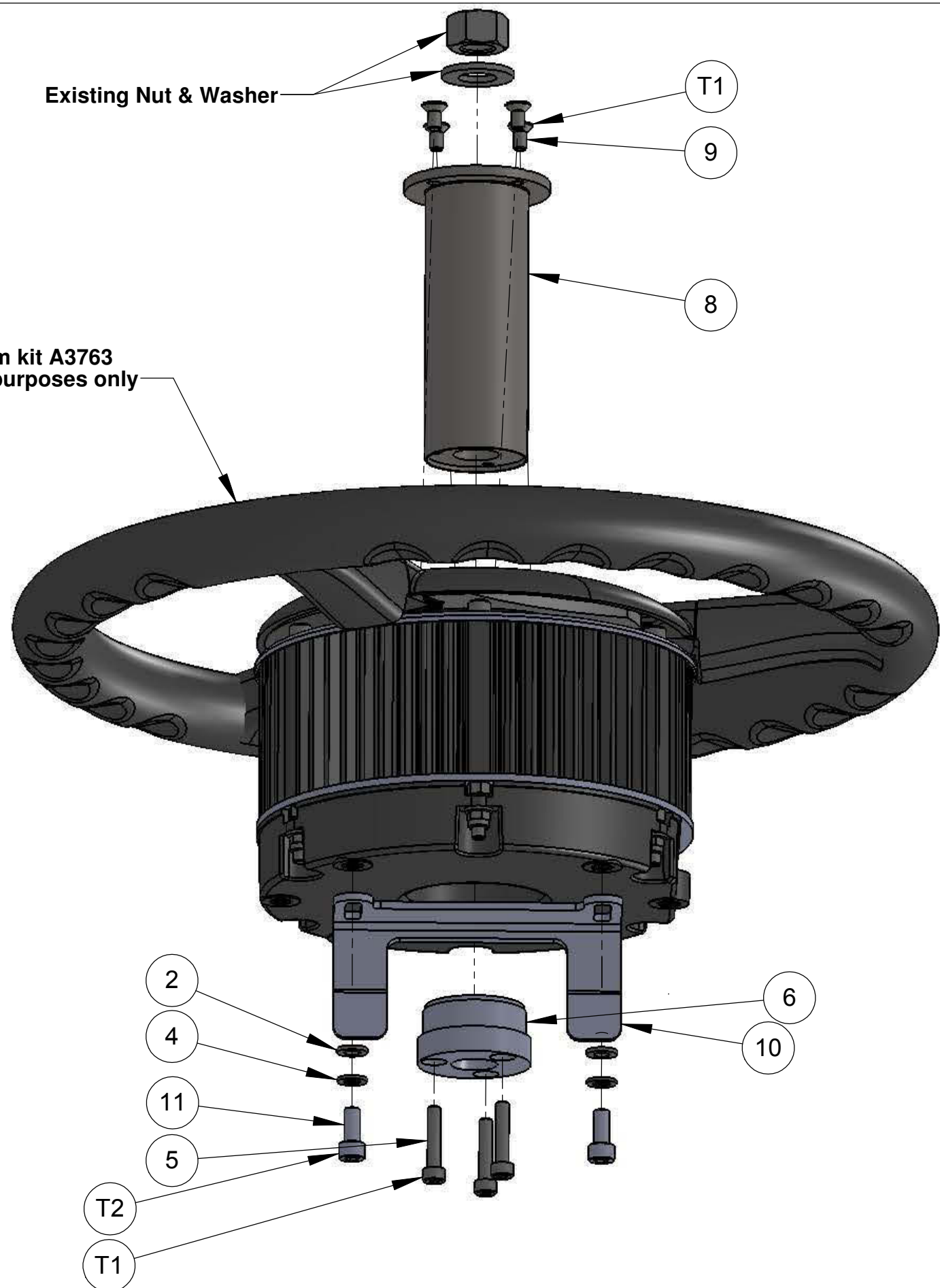
COPYRIGHT: THIS DRAWING IS THE PROPERTY OF TOPCON PRECISION AGRICULTURE. IT MAY NOT BE REPRODUCED IN WHOLE OR IN PART WITHOUT THEIR WRITTEN PERMISSION

Torque settings

Item No.	Thread spec	Torque (Nm)	No. off
T1	M5x0.8	6	7
T2	M6x1.0	8	2

Adaptor kit parts list

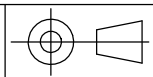
ITEM NO.	PART NUMBER	DrawNo	DESCRIPTION	QTY.
2	F200		Washer - Plain M6 - ZP	2
4	F454		Washer - Spring M6 - ZP	2
5	F453		Screw - M5 x 25 SHCS - ZP	3
6	M292	002888	Spline adaptor	1
8	M307	002938	Adaptor shaft	1
9	F463		Screw - M5 x 10 SH C/SK - ZP	4
10	AGB1170	002965	Anti-rotation bracket	1
11	AGF481		Screw - M6x14 SHCS - ZP	2



**CAD MODEL AVAILABLE**  
Remove all burrs and sharp edges

REV	DATE	ECO	DESCRIPTION	DRWN	APPD	MATERIAL	MACHINING TOLERANCES	DRAWN BY	DATE	PART OF ASSY	PART NUMBER	PROJECT	SHEET SIZE
1.0	22/06/09		Production release	RC	MW		X ± 1 X.X ± 0.2 X.XX ± AS STATED ANGULAR ± 0.25°	RC	18/05/09	PART OF ASSY	AGA3827	2129	A3
1.1	06/08/09	361	AGF481 were F455	RC	MW			OM	17/06/09	MACHINE FINISH 3.2	AGA3827	2129	SCALE 1:2
								MW	19/06/09	DO NOT SCALE UNLESS OTHERWISE STATED. ALL DIMENSIONS ARE IN MILLIMETERS	Adaptor kit - Electric steer unit		SHEET 1 OF 1
							HARNES TOLERANCES 0-300 +5 / -3 300-1000 +10 / -5 1000-3000 +20 / -10 3000-5000 +40 / -20 STRIP LENGTHS +0.5 / -0						REVISION 1.1
								<b>TOPCON</b> Precision Agriculture 14 PARK WAY MAWSON LAKES SOUTH AUSTRALIA 5095 PHONE: (+618)82033300 FAX: 1300307205 EMAIL: info@kee.com.au WEB: www.kee.com.au		DRAWING NO. 002937	DRAWING STANDARD AS1100	SECURITY CLASS CONFIDENTIAL	

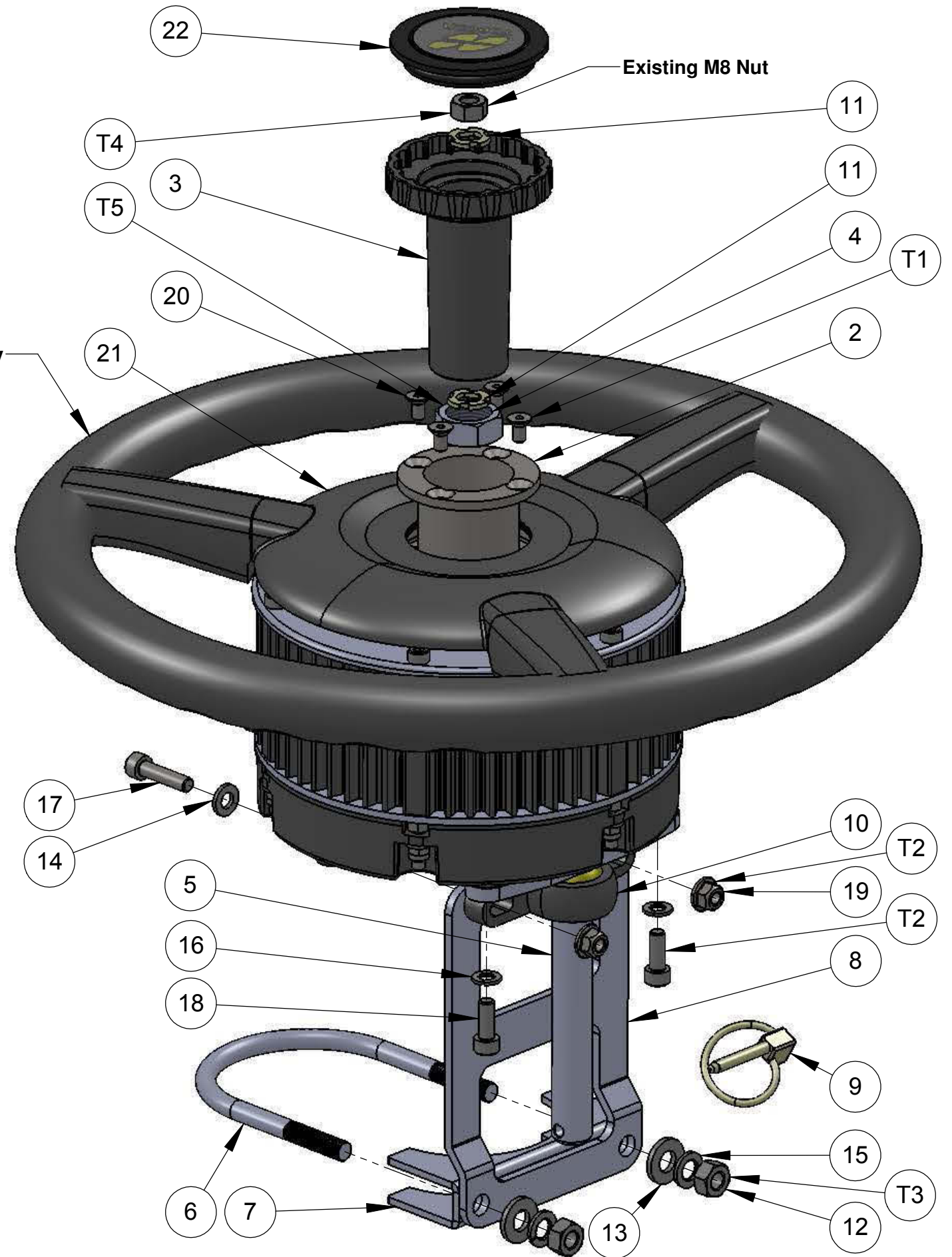
PART NO  
**AGA3834**  
PART OF ASSY



Torque settings

Item No.	Thread spec.	Torque (Nm)	No. off
T1	M5 x 0.8	6	4
T2	M6 x 1.0	8	4
T3	M8 x 1.25	20	2
T4	M8 x 1.25	Refer JD spec.	1
T5	M20	Refer JD spec.	1

**Electric steering system kit A3763**  
Shown for illustration purposes only



ITEM NO.	PART NUMBER	DrawNo	DESCRIPTION	Plate type/QTY.
2	M312	002950	Adaptor shaft	1
3	M297	002922	Column telescoping actuator	1
4	AGF478	002971	Special Nut - Case IH	1
5	B154	002895	Anti-rotation bracket	1
6	M310	002947	U-Bolt	1
7	M311	002948	Saddle clamp	1
8	B167	002949	Anti-rotation bracket	1
9	F465		Lynchpin 3_16x1-1.25	1
10	B166		Pillow block - Iigus KSTM-16	1
11	AGM315	002970	Column telescoping actuator plate	2
12	F030		Nut - M8 Plain - ZP	3
13	F083		Washer - M8 Flat - ZP	2
14	F200		Washer -Plain M6 - ZP	2
15	F456		Washer - M8 Spring - ZP	3
16	F454		Washer - M6 Spring - ZP	2
17	F467		Screw - M6 x 25 SHCS - ZP	2
18	F455		M6 x 16 SHCS - ZP	2
19	F466		Nut - M6x1.0 Nyloc - Flanged - ZP	2
20	F463		Screw - M5 x 10 SH C/SK - ZP	4
21	M303		Steering wheel centre cover	1
22	AGA3902	002976	Centre cap assembly	1

**CAD MODEL AVAILABLE**  
Remove all burrs and sharp edges

REV	DATE	ECO	DESCRIPTION	DRWN	APPD	MATERIAL
1.0	22/06/09		Production release	RC	MW	
1.1	06/08/09	CO 191	Y1191 & M302 replaced by AGA3902	RC	MW	

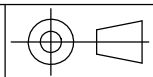
MACHINING TOLERANCES	HARNES TOLERANCES
X: ± 1 XX: ± 0.2 XXX: ± AS STATED ANGULAR ± 0.25°	0-300 +5 / -3 300-1000 +10 / -5 1000-3000 +20 / -10 3000-5000 +40 / -20 STRIP LENGTHS +0.5 / -0

DRAWN BY	DATE	PART OF ASSY	MACHINE FINISH	DO NOT SCALE
RC	29/05/09		3.2	UNLESS OTHERWISE STATED, ALL DIMENSIONS ARE IN MILLIMETERS
OM	30/07/09			
MW	04/07/09			

PART NUMBER	PROJECT	SHEET SIZE
AGA3834	2129	A3
TITLE		SCALE
Adaptor kit - Electric steer unit		1:2
DRAWING NO.		SHEET
002946	AS1100	1 OF 1
SECURITY CLASS		REVISION
CONFIDENTIAL		1.1



PART NO  
**AGA3961**  
PART OF ASSY

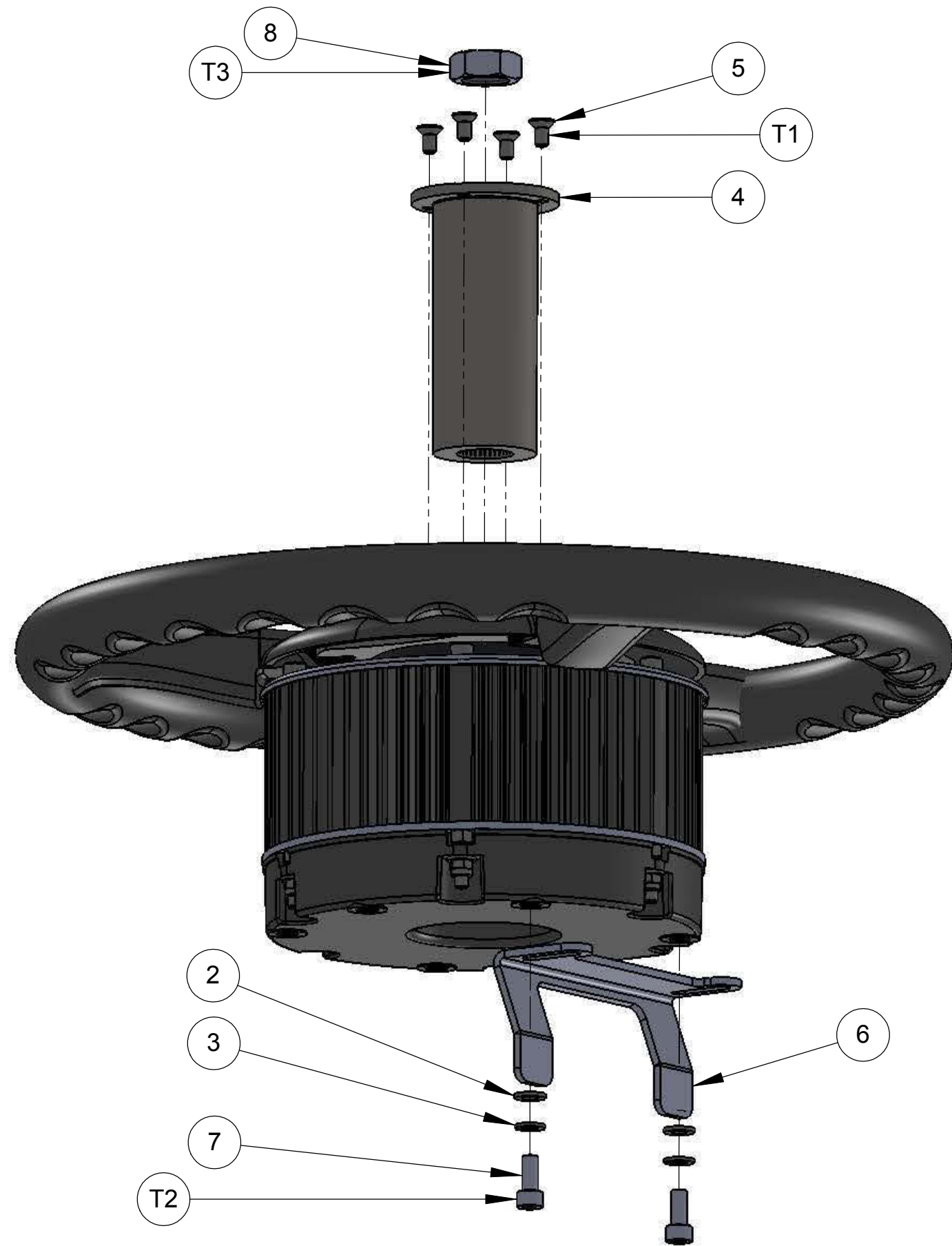


COPYRIGHT: THIS DRAWING IS THE PROPERTY OF TOPCON PRECISION AGRICULTURE. IT MAY NOT BE REPRODUCED IN WHOLE OR IN PART WITHOUT THEIR WRITTEN PERMISSION

Torque settings

Item	Thread spec.	Torque (Nm)	No. off
T1	M5 x 0.8	6	4
T2	M6 x 1.0	8	2
T3	13/16 - 20	Refer OEM Spec.	1

ITEM NO.	PART NUMBER	DESCRIPTION	QTY.
2	F200	Washer - Plain M6 - ZP	2
3	F454	Washer - Spring M6 - ZP	2
4	M312	Adaptor shaft	1
5	F463	Screw - M5x10 SH C/SK - ZP	4
6	AGB1170	Anti-rotation bracket	1
7	AGF481	Screw - M6x14 SHCS - ZP	2
8	AGF478	Special Nut	1



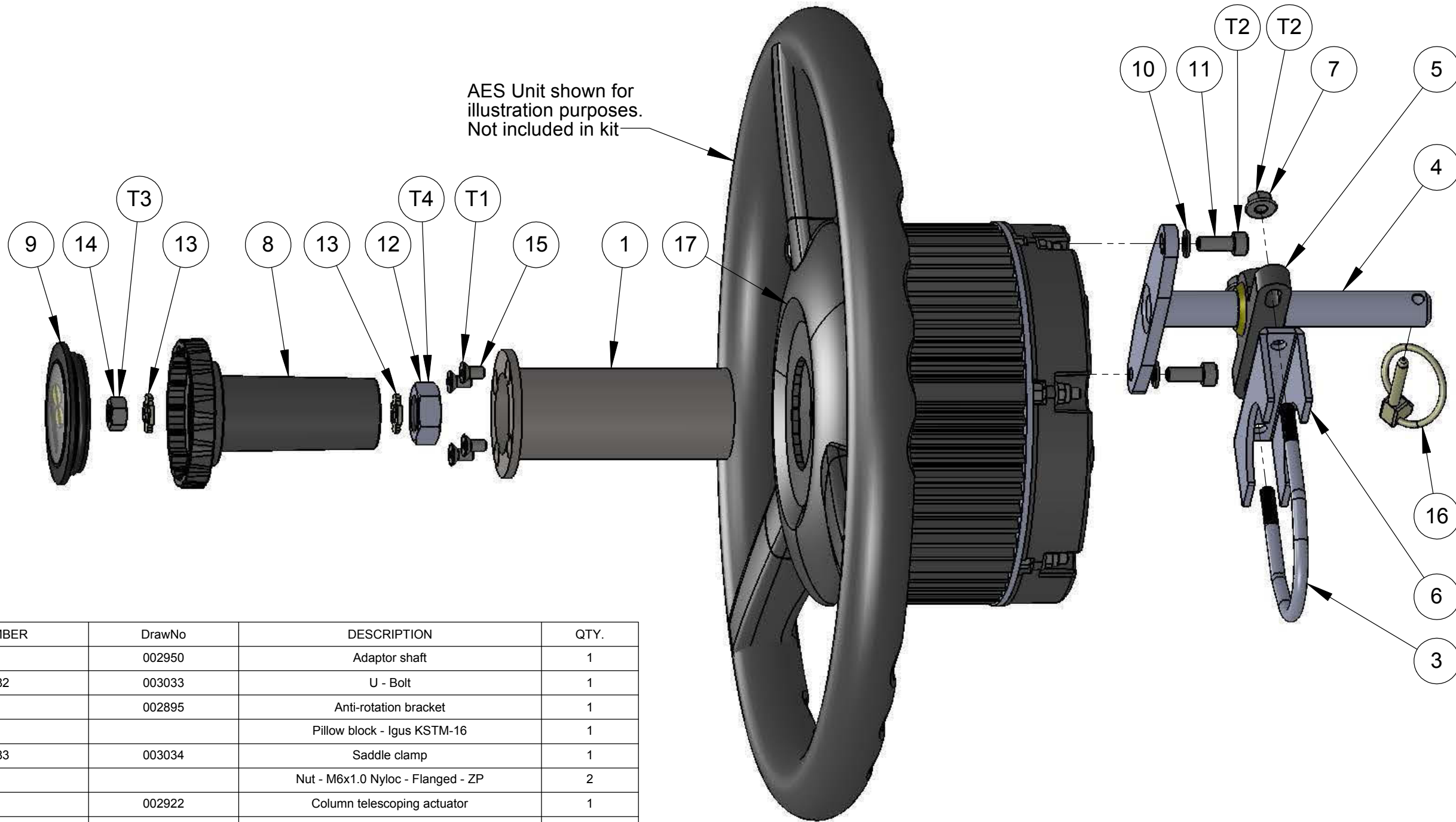
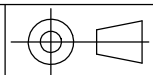
Remove all burrs and sharp edges

**CAD MODEL AVAILABLE**

REV	DATE	ECO	DESCRIPTION	DRWN	APPD	MATERIAL	MACHINING TOLERANCES	DRAWN BY	DATE	PART OF ASSY	PART NUMBER	PROJECT	SHEET SIZE
1.0	19/08/09		Production release	RC	MW		X ± 1 X.X ± 0.2 X.XX ± AS STATED ANGULAR ± 0.25°	RC	13/08/09	PART OF ASSY	AGA3961	2129	A3
								OM	18/08/09	MACHINE FINISH 3.2	Adaptor kit - Electric steer unit		SCALE 1:2
								MW	18/08/09	ALL ROUND UNLESS OTHERWISE STATED	DRAWING NO. 003011		SHEET 1 OF 1
							HARNES TOLERANCES 0-300 +5 / -3 300-1000 +10 / -5 1000-3000 +20 / -10 3000-5000 +40 / -20 STRIP LENGTHS +0.5 / -0	<b>TOPCON</b> Precision Agriculture 14 PARK WAY MAWSON LAKES SOUTH AUSTRALIA 5095 PHONE: (+618)82033300 FAX: 1300307205 EMAIL: info@kee.com.au WEB: www.kee.com.au		DRAWING STANDARD AS1100	SECURITY CLASS CONFIDENTIAL	REVISION 1.0	

PART NO  
**AGA3974**

PART OF ASSY



ITEM NO.	PART NUMBER	DrawNo	DESCRIPTION	QTY.
1	M312	002950	Adaptor shaft	1
3	AGB1182	003033	U - Bolt	1
4	B154	002895	Anti-rotation bracket	1
5	B166		Pillow block - Igus KSTM-16	1
6	AGB1183	003034	Saddle clamp	1
7	F466		Nut - M6x1.0 Nyloc - Flanged - ZP	2
8	M297	002922	Column telescoping actuator	1
9	AGA3902	002976	Centre cap assembly	1
10	F454		Washer - M6 Spring - ZP	2
11	F455		Screw - M6 x 16 SHCS - ZP	2
12	AGF470	002966	Nut - Special M18	1
13	M298	002923	Column telescoping actuator plate	2
15	F463		Screw - M5 x 10 SH C/SK - ZP	4
16	F465		Lynchpin 3/16 x 1-1/4"	1
17	M303	002931	Steering wheel centre cover	1

Torque settings

Item No.	Thread spec.	Torque (Nm)	No. off
T1	M5 x 0.8	6	4
T2	M6 x 1.0	8	4
T3	M8 x 1.25	Refer OEM spec.	1
T4	M20 x 1.5	Refer OEM spec.	1

**CAD MODEL AVAILABLE**  
Remove all burrs and sharp edges  
3D CAD data is master

REV	DATE	ECO	DESCRIPTION	DRWN	APPD	MATERIAL	MACHINING TOLERANCES	FINISH	HARNESS TOLERANCES	DRAWN BY	DATE	PART OF ASSY	PART NUMBER	PROJECT	SHEET SIZE
1.0	25/09/09		Production release	RC	MW		X: ± 1 X.X ± 0.2 X.XX ± AS STATED ANGULAR ± 0.25°		0-300 +5 / -3 300-1000 +10 / -5 1000-3000 +20 / -10 3000-5000 +40 / -20 STRIP LENGTHS +0.5 / -0	RC	27/08/09		AGA3974	2129	A3
										OM	25/09/09	MACHINE FINISH 3.2		Adaptor kit - AES-25	SCALE 1:2
										MW	25/09/09	DO NOT SCALE UNLESS OTHERWISE STATED. ALL DIMENSIONS ARE IN MILLIMETERS			SHEET 1 OF 1
													DRAWING NO. 003035	DRAWING STANDARD AS1100	REVISION 1.0
													SECURITY CLASS CONFIDENTIAL		

COPYRIGHT: THIS DRAWING IS THE PROPERTY OF TOPCON PRECISION AGRICULTURE. IT MAY NOT BE REPRODUCED IN WHOLE OR IN PART WITHOUT THEIR WRITTEN PERMISSION

UNLESS OTHERWISE STATED, ALL PRINTED COPIES OF THIS DOCUMENT ARE UNCONTROLLED. REFER TO DRAWING REGISTER FOR LATEST RELEASE





PART NO  
**AGA4058**

PART OF ASSY

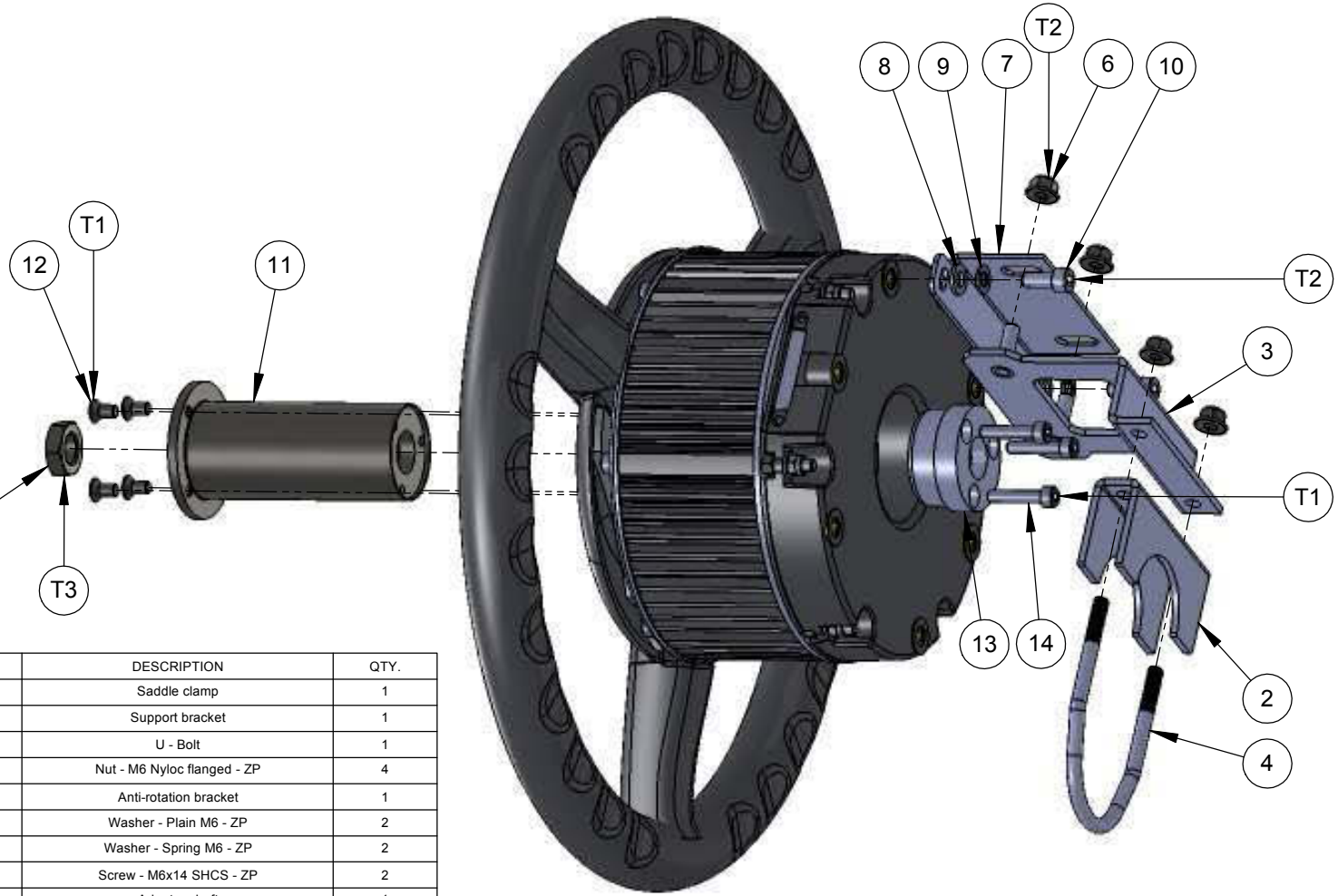


COPYRIGHT. THIS DRAWING IS THE PROPERTY OF TOPCON PRECISION AGRICULTURE. IT MAY NOT BE REPRODUCED IN WHOLE OR IN PART WITHOUT THEIR WRITTEN PERMISSION.

**Torque settings**

Item No.	Thread spec.	Torque (Nm)	No. off
T1	M5x0.8	6	7
T2	M6x1.0	8	6
T3	M14	Refer OEM spec.	1

Existing factory nut

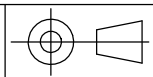


ITEM NO.	PART NUMBER	DrawNo	DESCRIPTION	QTY.
2	AGB1183	003034	Saddle clamp	1
3	AGB1204	003156	Support bracket	1
4	AGB1182	003033	U - Bolt	1
5	F466		Nut - M6 Nyloc flanged - ZP	4
7	AGB1203	003155	Anti-rotation bracket	1
8	F200		Washer - Plain M6 - ZP	2
9	F454		Washer - Spring M6 - ZP	2
10	AGF481		Screw - M6x14 SHCS - ZP	2
11	M307	003139	Adaptor shaft	1
12	F463		Screw - M5 x 10 SH C/SK - ZP	4
13	M292	002888	Spline adaptor	1
14	F453		Screw - M5 x 25 SHCS - ZP	3

**CAD MODEL AVAILABLE**  
Remove all burrs and sharp edges  
3D CAD data is master

REV	DATE	ECO	DESCRIPTION	CHK	DRWN	APPD	MATERIAL	MACHINING TOLERANCES	DRAWN BY	DATE	PART OF ASSY	PART NUMBER	PROJECT	SHEET SIZE
1.0	28/09/10		Production release	OM	RC	KM		X ± 1 X.X ± 0.2 X.XX ± AS STATED ANGULAR ± 0.25°	RC	13/11/09		AGA4058	2129	A3
								HARNES TOLERANCES 0-300 +5/-3 300-1000 +10/-5 1000-3000 +20/-10 3000-5000 +40/-20 STRIP LENGTHS +0.5/-0	OM	28/09/10	MACHINE FINISH	3.2	AES-25 Adaptor kit	SCALE 1:2
									KM	28/09/10	3.2			SHEET 1 OF 1
												DRAWING NO. 003157	DRAWING STANDARD AS1100	REVISION 1.0
												SECURITY CLASS CONFIDENTIAL		


PART NO  
**AGA4083**  
PART OF ASSY



Torque settings

Item No.	Thread spec.	Torque (Nm)	No. off
T1	M5 x 0.5	6	7
T2	M6 x 1.0	8	4
T3	M14	Refer OEM Spec	1

Existing factory fitted nut



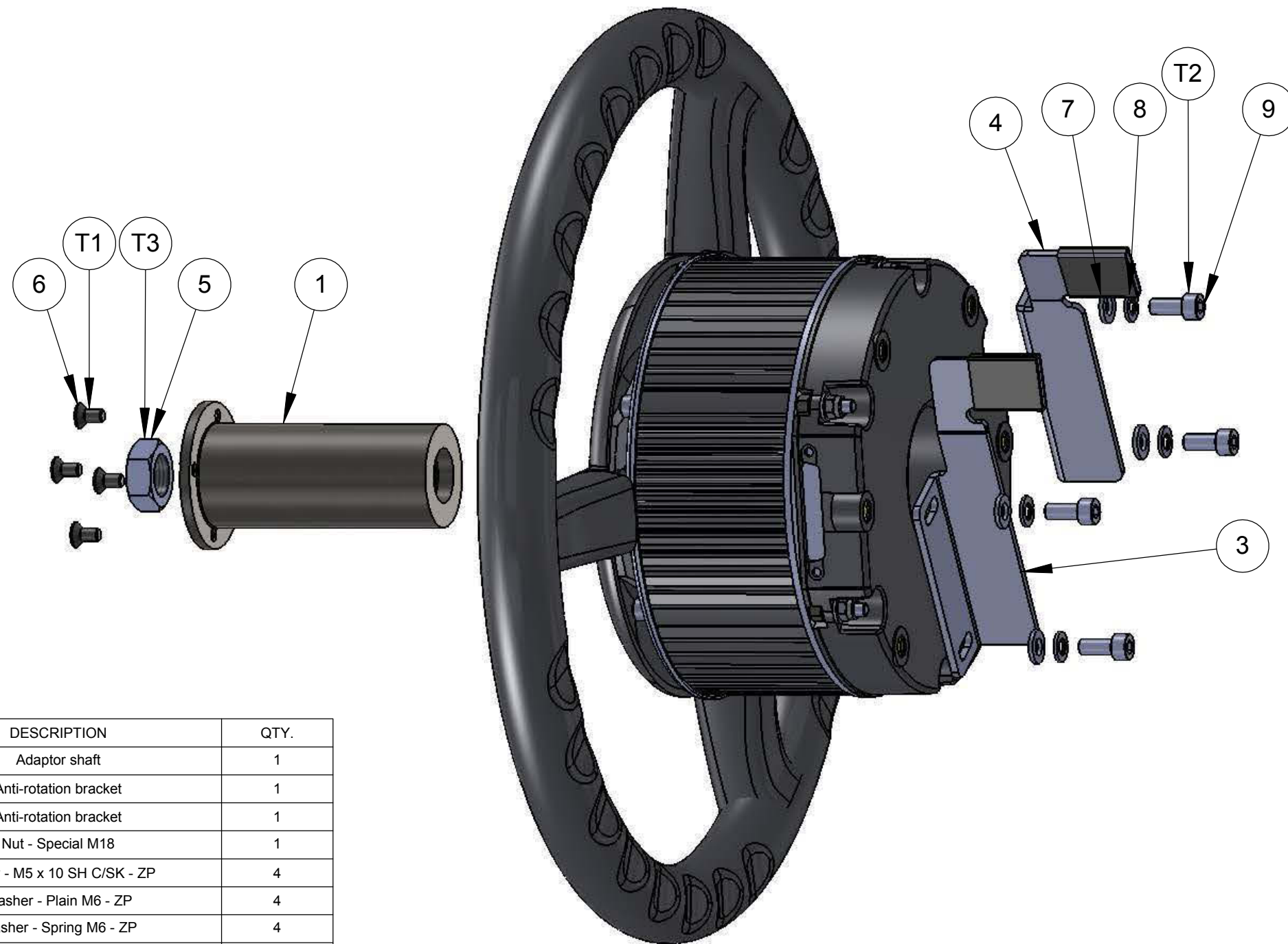
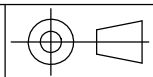
ITEM NO.	PART NUMBER	DrawNo	DESCRIPTION	QTY.
1	M292	002888	Spline adaptor	1
2	AGM342	003139	Adaptor shaft	1
4	AGB1208	003190	Anti-rotation bracket	1
5	AGB1209	003191	Anti-rotation bracket	1
6	F200		Washer - Plain M6 - ZP	4
7	F454		Washer - Spring M6 - ZP	4
8	AGF481		Screw - M6x14 SHCS - ZP	4
9	F463		Screw - M5 x 10 SH C/SK - ZP	4
11	F453		Screw - M5 x 25 SHCS - ZP	3

**CAD MODEL AVAILABLE**  
Remove all burrs and sharp edges  
3D CAD data is master

REV	DATE	ECO	DESCRIPTION	DRWN	APPD	MATERIAL	MACHINING TOLERANCES	DRAWN BY	DATE	PART OF ASSY	PART NUMBER	PROJECT	SHEET SIZE
1.0	20/01/10		Production release	RC	AD		X ± 1 XX ± 0.2 X.XX ± AS STATED ANGULAR ± 0.25°	RC	18/12/09		AGA4083	2129	A3
							HARNES TOLERANCES 0-300 +5 / -3 300-1000 +10 / -5 1000-3000 +20 / -10 3000-5000 +40 / -20 STRIP LENGTHS +0.5 / -0	OM	20/01/10	MACHINE FINISH 3.2	AES-25 Adaptor kit		1 OF 1
								AD	20/01/10	DO NOT SCALE UNLESS OTHERWISE STATED. ALL DIMENSIONS ARE IN MILLIMETERS			SHEET
											DRAWING NO. 003189	DRAWING STANDARD AS1100	REVISION 1.0
											SECURITY CLASS CONFIDENTIAL		



PART NO  
**AGA4122**  
PART OF ASSY



Torque settings

Item No.	Thread spec.	Torque (Nm)	No. off
T1	M5 x 0.8	6	4
T2	M6 x 1.0	8	4
T3	M18 x 1.5	Refer OEM	1

ITEM NO.	PART NUMBER	DrawNo	DESCRIPTION	QTY.
1	AGM335	003112	Adaptor shaft	1
3	AGB1214	003211	Anti-rotation bracket	1
4	AGB1213	003210	Anti-rotation bracket	1
5	AGF470	002966	Nut - Special M18	1
6	F463		Screw - M5 x 10 SH C/SK - ZP	4
7	F200		Washer - Plain M6 - ZP	4
8	F454		Washer - Spring M6 - ZP	4
9	AGF481		Screw - M6x14 SHCS - ZP	4

**CAD MODEL AVAILABLE**

Remove all burrs and sharp edges  
3D CAD data is master

REV	DATE	ECO	DESCRIPTION	DRWN	APPD	MATERIAL	MACHINING TOLERANCES	DRAWN BY	DATE	PART OF ASSY	PART NUMBER	PROJECT	SHEET SIZE	
1.0	28/01/10		Production release	RC	AD		X: ± 1 X.X ± 0.2 X.XX ± AS STATED ANGULAR ± 0.25°	RC	14/01/10		AGA4122	2129	A3	
							HARNES TOLERANCES 0-300 +5 / -3 300-1000 +10 / -5 1000-3000 +20 / -10 3000-5000 +40 / -20 STRIP LENGTHS +0.5 / -0	OM	01/02/10	MACHINE FINISH 3.2	AES-25 Adaptor kit		SCALE 1:2	
								AD	01/02/10	DO NOT SCALE UNLESS OTHERWISE STATED. ALL DIMENSIONS ARE IN MILLIMETERS			SHEET 1 OF 1	
								14 PARK WAY MAWSON LAKES SOUTH AUSTRALIA 5095		PHONE: (+618)82033300 FAX: 1300307205 EMAIL: info@kee.com.au WEB: www.kee.com.au	DRAWING NO. 003209	DRAWING STANDARD AS1100	SECURITY CLASS CONFIDENTIAL	REVISION 1.0

PART NO  
**AGA4138**



PART OF ASSY



Torque settings

Item No.	Thread spec.	Torque (Nm)	No. off
T1	M5 x 0.8	6	4
T2	M6 x 1.0	8	9
T3	M14	Refer OEM spec	1

ITEM NO.	PART NUMBER	DrawNo	DESCRIPTION	QTY.
1	AGM358	003218	Adaptor shaft	1
3	B154	002895	Anti-rotation bracket	1
4	B166		Pillow block - Igus KSTM-16	1
5	AGB1215	003215	U-Bolt	1
6	AGB1216	003216	Saddle clamp	1
7	F466		Nut - M6 x 1.0 - Nyloc flanged - ZP	6
8	AGB1217	003217	Anti-rotation bracket	1
9	F200		Washer - Plain M6 - ZP	3
10	F454		Washer - Spring M6 - ZP	3
11	AGF481		Screw - M6x14 SHCS - ZP	3
12	F463		Screw - M5 x 10 SH C/SK - ZP	4
14	AGF509		Bolt - Hex Hd 5/16"-18 UNC - Full thread - ZP	1
15	F456		Washer - M8 Spring - ZP	2
16	M297	002922	Column telescoping actuator	1
17	AGM315	002970	Column telescoping actuator plate	1
18	AGF514		Nut - 5/16 UNC Plain - ZP	1
19	F083		Washer - M8 Plain - ZP	1
20	AGA3902	002976	Centre cap assembly	1
21	M303	002931	Steering wheel centre cover	1

**CAD MODEL AVAILABLE**  
Remove all burrs and sharp edges

REV	DATE	ECO	DESCRIPTION	DRWN	APPD	MATERIAL
1.0	19/02/10		Production release	RC	AD	
1.0.1	22/03/10		Item 18 corrected from F030 (M8)	RC	AD	
						FINISH

MACHINING TOLERANCES X ± 1 XX ± 0.2 XXX ± 0.25*	DRAWN BY RC	DATE 19/01/10	PART OF ASSY
HARNES TOLERANCES 0-300 +5/-3 300-1000 +10/-5 1000-3000 +20/-10 3000-5000 +40/-20 STRIP LENGTHS +0.5/-0	CHECKED BY OM	DATE 19/02/10	MACHINE FINISH 3.2
	END APPROVAL AD	DATE 19/02/10	DO NOT SCALE UNLESS OTHERWISE STATED. ALL DIMENSIONS ARE IN MILLIMETERS.


14 PARK WAY MAWSON LAKES SOUTH AUSTRALIA 5095	PHONE: (+618)82033300 FAX: 1300307205 EMAIL: info@kee.com.au WEB: www.kee.com.au
--	---

PART NUMBER <b>AGA4138</b>	PROJECT <b>2129</b>	SHEET SIZE <b>A3</b>
TITLE <b>AES-25 Adaptor kit</b>		SCALE <b>1:2</b>
DRAWING NO. 003214	DRAWING STANDARD AS1100	SECURITY CLASS CONFIDENTIAL
		REVISION 1 OF 1
		1.0.1



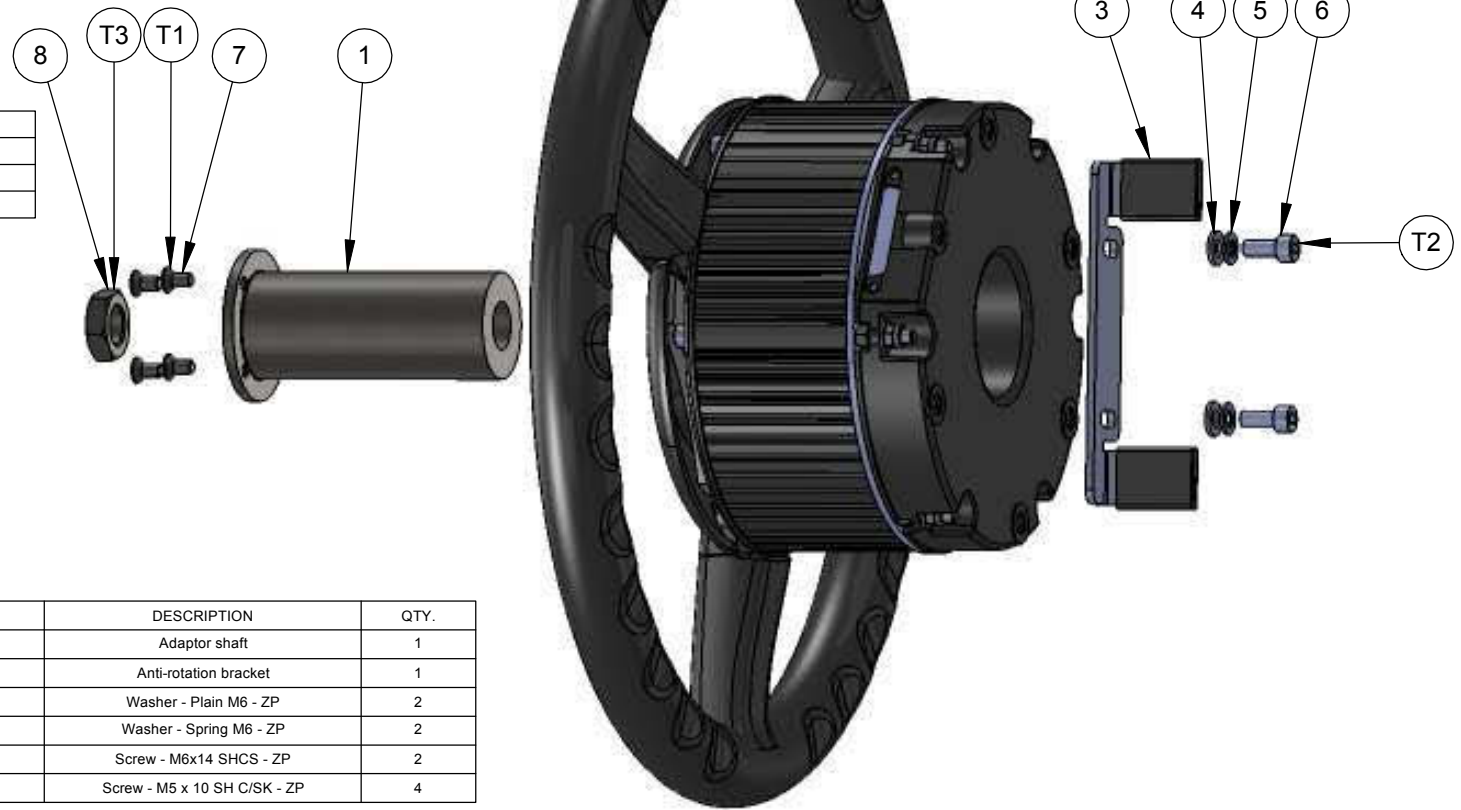
PART NO  
**AGA4181**

PART OF ASSY



Torque settings

Item No.	Thread spec.	Torque (Nm)	No. off
T1	M5 x 0.8	6	4
T2	M6 x 1.0	8	2
T3	M16	Rfer OEM spec.	1



ITEM NO.	PART NUMBER	DrawNo	DESCRIPTION	QTY.
1	AGM340	003186	Adaptor shaft	1
3	AGB1222	003254	Anti-rotation bracket	1
4	F200		Washer - Plain M6 - ZP	2
5	F454		Washer - Spring M6 - ZP	2
6	AGF481		Screw - M6x14 SHCS - ZP	2
7	F463		Screw - M5 x 10 SH C/SK - ZP	4

**CAD MODEL AVAILABLE**  
Remove all burrs and sharp edges  
CAD Data is master

REV	DATE	ECO	DESCRIPTION	DRWN	APPD	MATERIAL	MACHINING TOLERANCES	DRAWN BY	DATE	PART OF ASSY	PART NUMBER	PROJECT	SHEET SIZE	
1.0	25/02/10		Production release	RC	AD		X ± 1 X.X ± 0.2 X.XX ± AS STATED ANGULAR ± 0.25*	RC	12/02/10		AGA4181	2129	A3	
							HARNES TOLERANCES 0-300 +5/-3 300-1000 +10/-5 1000-3000 +20/-10 3000-5000 +40/-20 STRIP LENGTHS +0.5/-0	OM	25/02/10	MACHINE FINISH	3.2	AES-25 Adaptor kit	SCALE 1:2	
								AD	25/02/10	3.2			SHEET 1 OF 1	
											DRAWING NO. 003253	DRAWING STANDARD AS1100	SECURITY CLASS CONFIDENTIAL	REVISION A

# ***System 350***

## ***AES-25 Electric Steering***

### ***Vehicle Adaptor Kits***

#### ***John Deere***



*AES-25 Electric Steering*

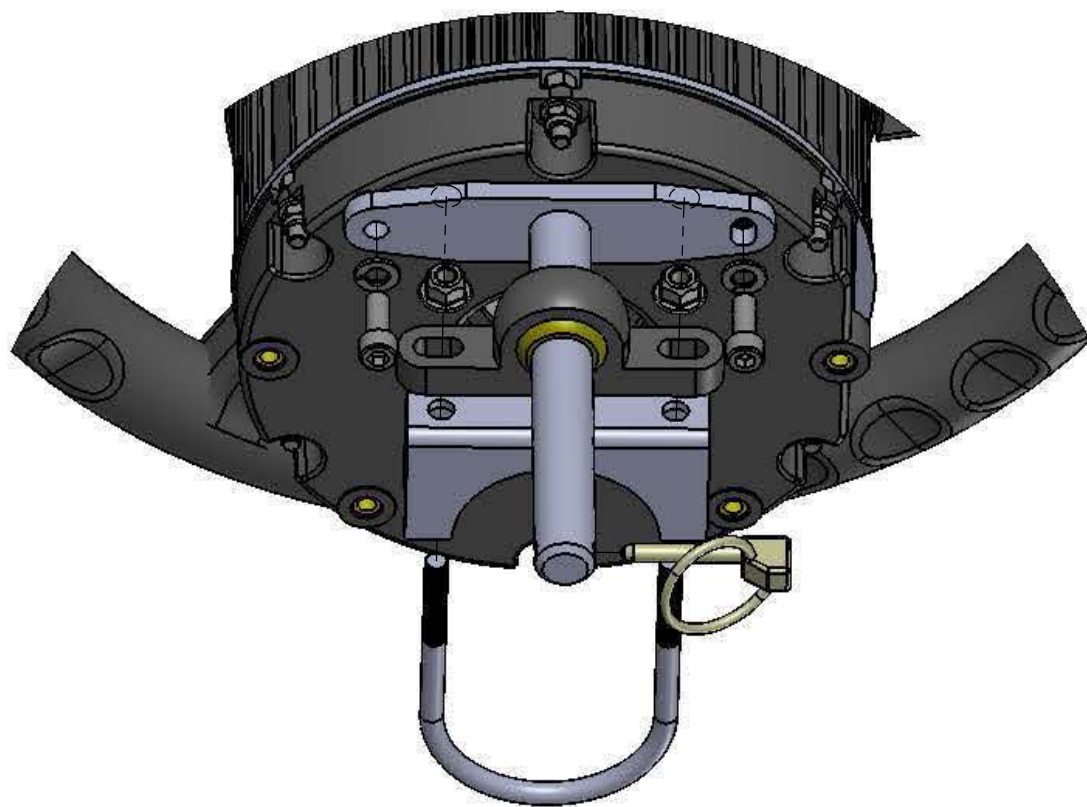
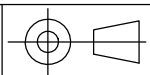
*X30 Console*

#### **Contents**

- AGA3765
- AGA3766
- AGA3828
- AGA3955
- AGA3966
- AGA3975

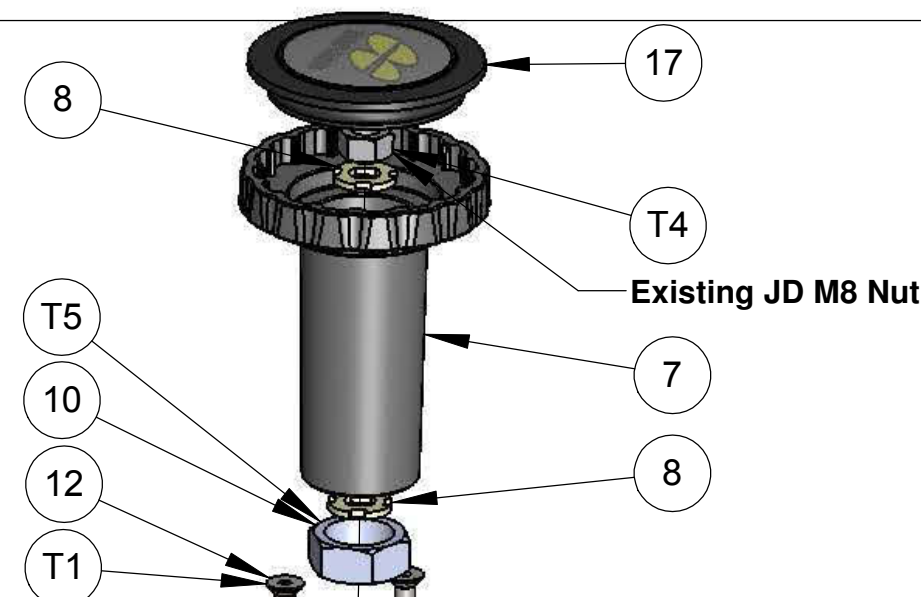
PART NO  
**AGA3765**

PART OF ASSY

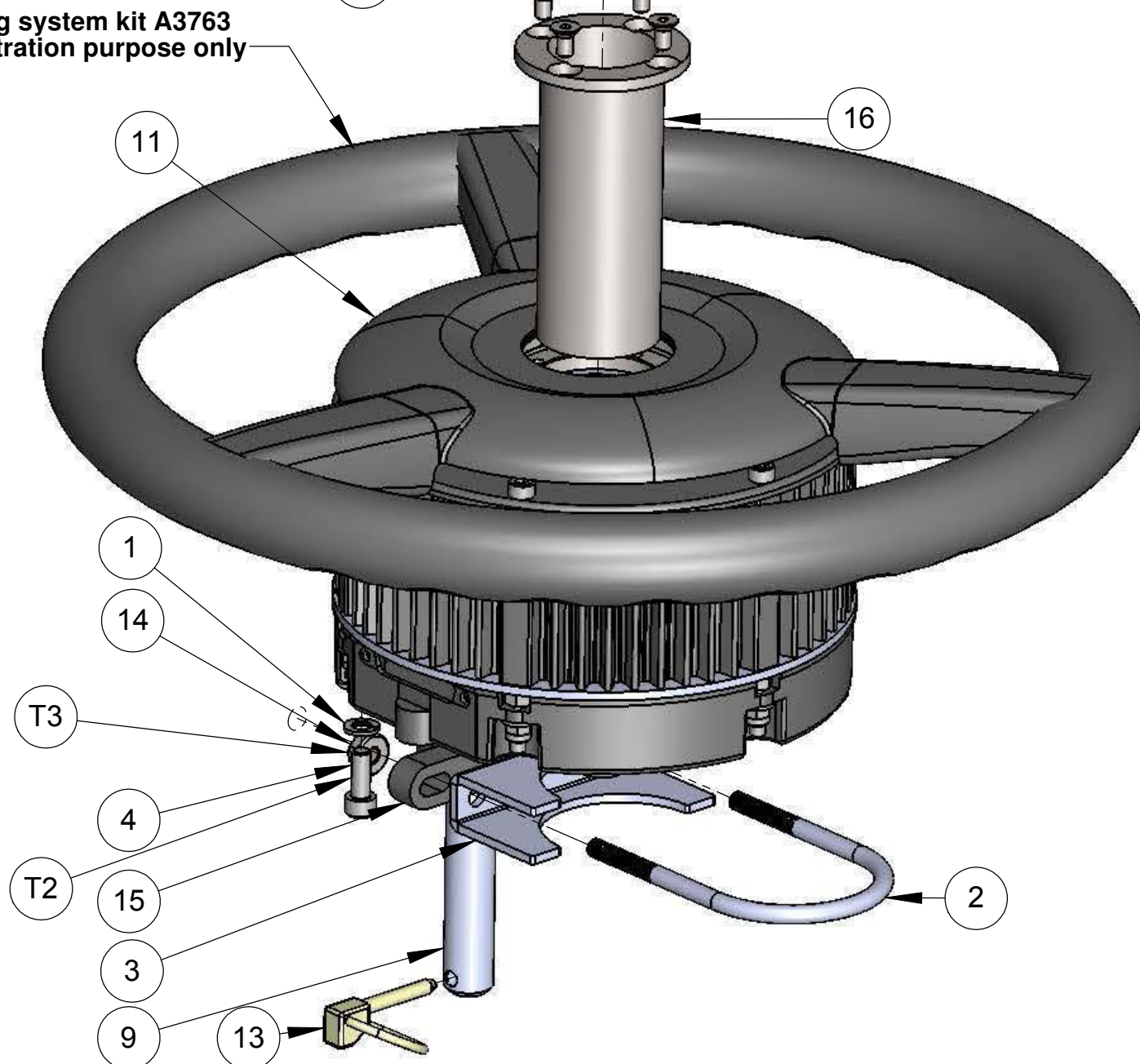


Torque settings

Item No.	Thread spec.	Torque (Nm)	No. off
T1	M5x0.8	6	4
T2	M6x1.0	8	2
T3	M6x1.0	8	2
T4	M8x1.25	Refer JD spec.	1
T5	M20	Refer JD spec.	1



Electric steering system kit A3763  
Shown for illustration purpose only



ITEM NO.	PART NUMBER	DrawNo	DESCRIPTION	QTY.
1	F454		Washer - M6 spring - ZP	2
2	M296	002894	U-Bolt	1
3	M295	002893	Saddle clamp	1
4	F455		SHCS M6 x 16 - ZP	2
7	M297	002922	Column telescoping actuator	1
8	M298	002923	Column telescoping actuator plate	2
9	B154	002895	Anti-rotation bracket	1
10	F451	002898	Special Nut - M20	1
11	M303	002931	Steering wheel centre cover	1
12	F463		Screw - M5x10 SH C/SK - ZP	4
13	F465		Lynchpin 3/16" x 1 1/4" - ZP	1
14	F466		Nut - M6x1.0 Nyloc - Flanged - ZP	2
15	B166		Pillow block - Iguv KSTM-16	1
16	M312	002950	Adaptor shaft	1
17	AGA3902	002976	Centre cap assembly	1

**CAD MODEL AVAILABLE**

Remove all burrs and sharp edges

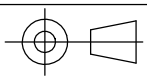
REV	DATE	ECO	DESCRIPTION	DRWN	APPD	MATERIAL	MACHINING TOLERANCES	DRAWN BY	DATE	PART OF ASSY	PART NUMBER	PROJECT	SHEET SIZE			
1.0	22/06/09		Production release	RC	MW		X ± 1 X.X ± 0.2 X.XX ± AS STATED ANGULAR ± 0.25°	RC	30/01/09		AGA3765	2129	A3			
1.1	06/08/09	CO 191	Y1191 & M302 replaced by AGA3902	RC	MW			OM	17/06/09				SCALE 1:2			
1.1.1	10/12/09		M8 nut removed from parts list	RC	MW			MW	19/06/09				SHEET 1 OF 1			
							HARNES TOLERANCES			MACHINE FINISH			TITLE			
							0-300 +5 / -3 300-1000 +10 / -5 1000-3000 +20 / -10 3000-5000 +40 / -20 STRIP LENGTHS +0.5 / -0			3.2 ALL ROUND UNLESS OTHERWISE STATED	DO NOT SCALE UNLESS OTHERWISE STATED. ALL DIMENSIONS ARE IN MILLIMETERS		Adaptor kit - Electric steer unit			
							TOPCON Precision Agriculture		14 PARK WAY MAWSON LAKES SOUTH AUSTRALIA 5095		PHONE: (+618)82033300 FAX: 1300307205 EMAIL: info@kee.com.au WEB: www.kee.com.au		DRAWING NO.	DRAWING STANDARD	SECURITY CLASS	REVISION
													002901	AS1100	CONFIDENTIAL	1.1.1

COPYRIGHT: THIS DRAWING IS THE PROPERTY OF TOPCON PRECISION AGRICULTURE. IT MAY NOT BE REPRODUCED IN WHOLE OR IN PART WITHOUT THEIR WRITTEN PERMISSION

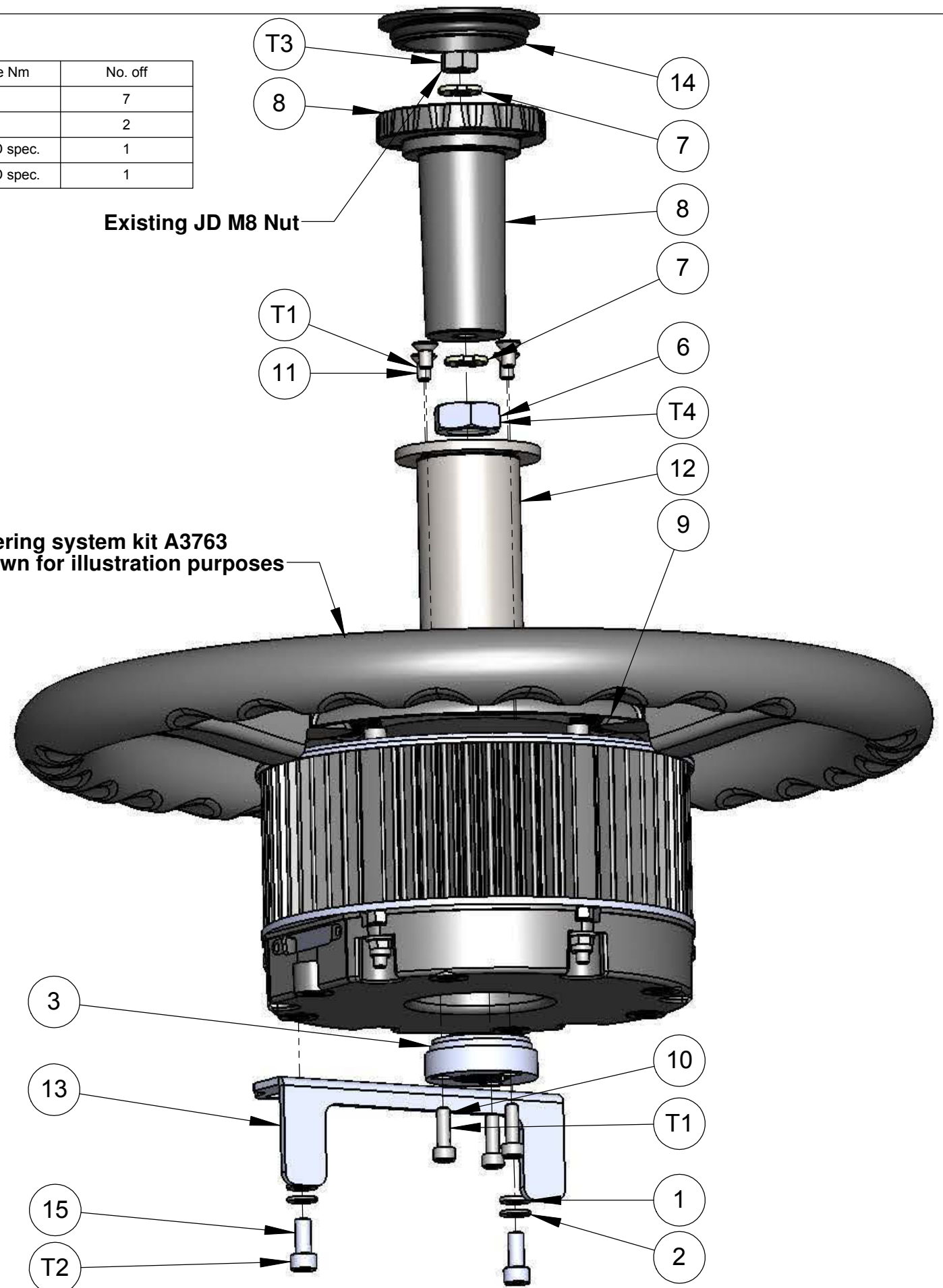
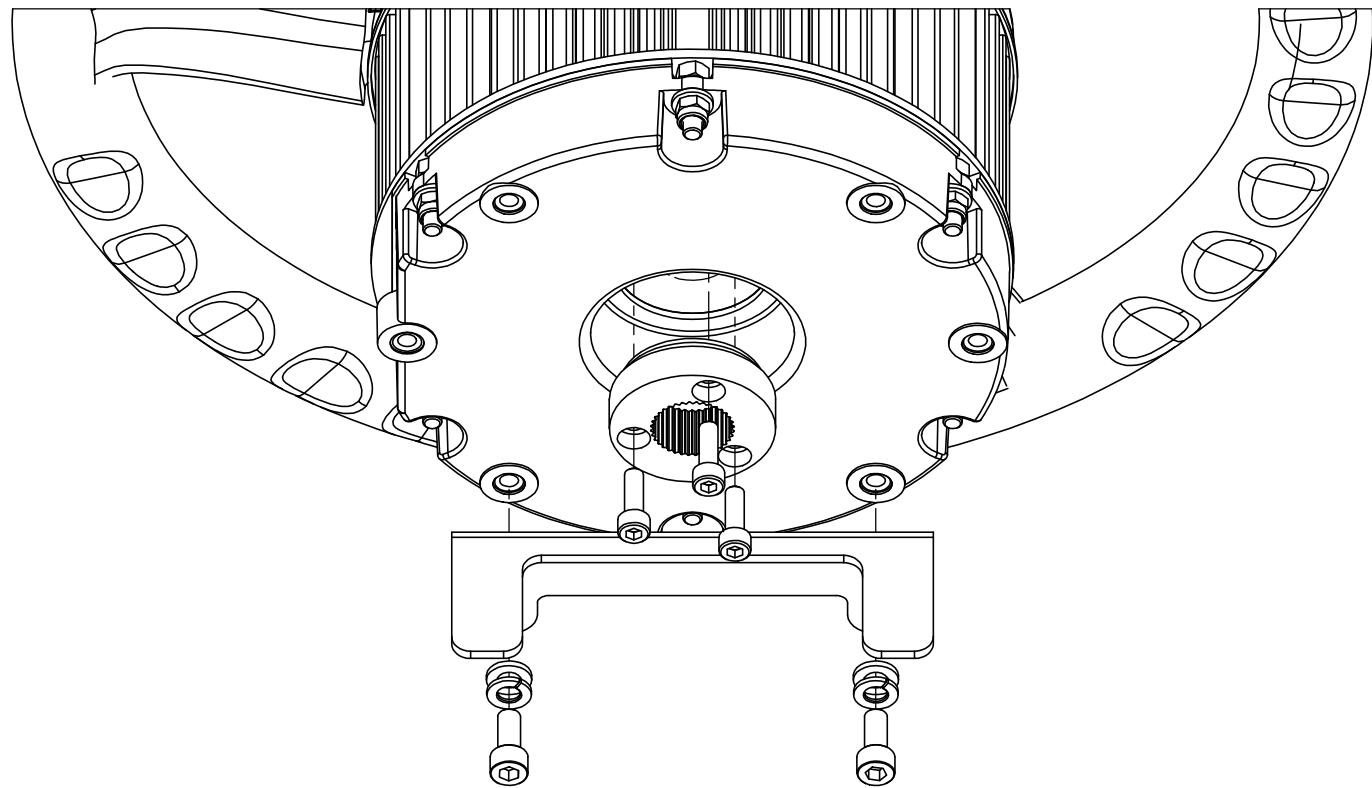
UNLESS OTHERWISE STATED, ALL PRINTED COPIES OF THIS DOCUMENT ARE UNCONTROLLED. REFER TO DRAWING REGISTER FOR LATEST RELEASE



PART NO  
**AGA3766**  
PART OF ASSY



Item No.	Thread spec.	Torque Nm	No. off
1	M5x0.8	6	7
2	M6x1.0	8	2
3	M8x1.25	Refer JD spec.	1
4	M20	Refer JD spec.	1



Existing JD M8 Nut  
Steering system kit A3763  
Shown for illustration purposes

ITEM NO.	PART NUMBER	DrawNo	DESCRIPTION	QTY.
1	F200		Washer - Plain M6 - ZP	2
2	F454		Washer - M6 Spring - ZP	2
3	M293	002891	Spline adaptor	1
6	AGF470	002966	Nut - Special M18	1
7	M298	002923	Column telescoping actuator plate	2
8	M297	002922	Column telescoping actuator	1
9	M303		Steering wheel centre cover	1
10	F461		Screw - M5x16 SHCS - ZP	3
11	F463		Screw M5x10 - SH C/SK - ZP	4
12	M306	002936	Adaptor shaft	1
13	B155	002896	Anti-rotation bracket	1
14	AGA3902	002976	Centre cap assembly	1
15	AGF481		Screw - M6x14 SHCS - ZP	2

**CAD MODEL AVAILABLE**  
Remove all burrs and sharp edges

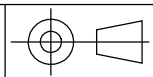
REV	DATE	ECO	DESCRIPTION	DRWN	APPD	MATERIAL
1.0	22/06/09		Production release	RC	MW	
1.1	06/08/09	CO 191	Y1191 & M302 replaced by AGA3902	RC	MW	
1.2	07/08/09	361	AGF481 were F455	RC	MW	
1.2.1	13/08/09		AGF470 was F451	RC	MW	

MACHINING TOLERANCES X ± 0.1 XX ± 0.2 XXX ± AS STATED ANGULAR ± 0.25°	DRAWN BY: RC CHECKED BY: OM ENG APPROVAL: MW DATE: 30/01/09 DATE: 17/06/09 DATE: 19/06/09	PART OF ASSY MACHINE FINISH 3.2 ALL ROUND UNLESS OTHERWISE STATED DO NOT SCALE UNLESS OTHERWISE STATED. ALL DIMENSIONS ARE IN MILLIMETERS	PART NUMBER: AGA3766 PROJECT: 2129 TITLE: Adaptor kit - Electric steer unit	SHEET SIZE: A3 SCALE: 1:2 SHEET: 1 OF 1 REVISION: 1.2.1
HARNESS TOLERANCES 0-300 +5 / -3 300-1000 +10 / -5 1000-3000 +20 / -10 3000-5000 +40 / -20 STRIP LENGTHS +0.5 / -0	TOPCON Precision Agriculture 14 PARK WAY MAWSON LAKES SOUTH AUSTRALIA 5095 PHONE: (+618)82033300 FAX: 1300307205 EMAIL: info@kee.com.au WEB: www.kee.com.au	DRAWING NO. 002902 DRAWING STANDARD AS1100 SECURITY CLASS CONFIDENTIAL		

COPYRIGHT: THIS DRAWING IS THE PROPERTY OF TOPCON PRECISION AGRICULTURE. IT MAY NOT BE REPRODUCED IN WHOLE OR IN PART WITHOUT THEIR WRITTEN PERMISSION

UNLESS OTHERWISE STATED, ALL PRINTED COPIES OF THIS DOCUMENT ARE UNCONTROLLED. REFER TO DRAWING REGISTER FOR LATEST RELEASE

PART NO  
**AGA3828**  
PART OF ASSY

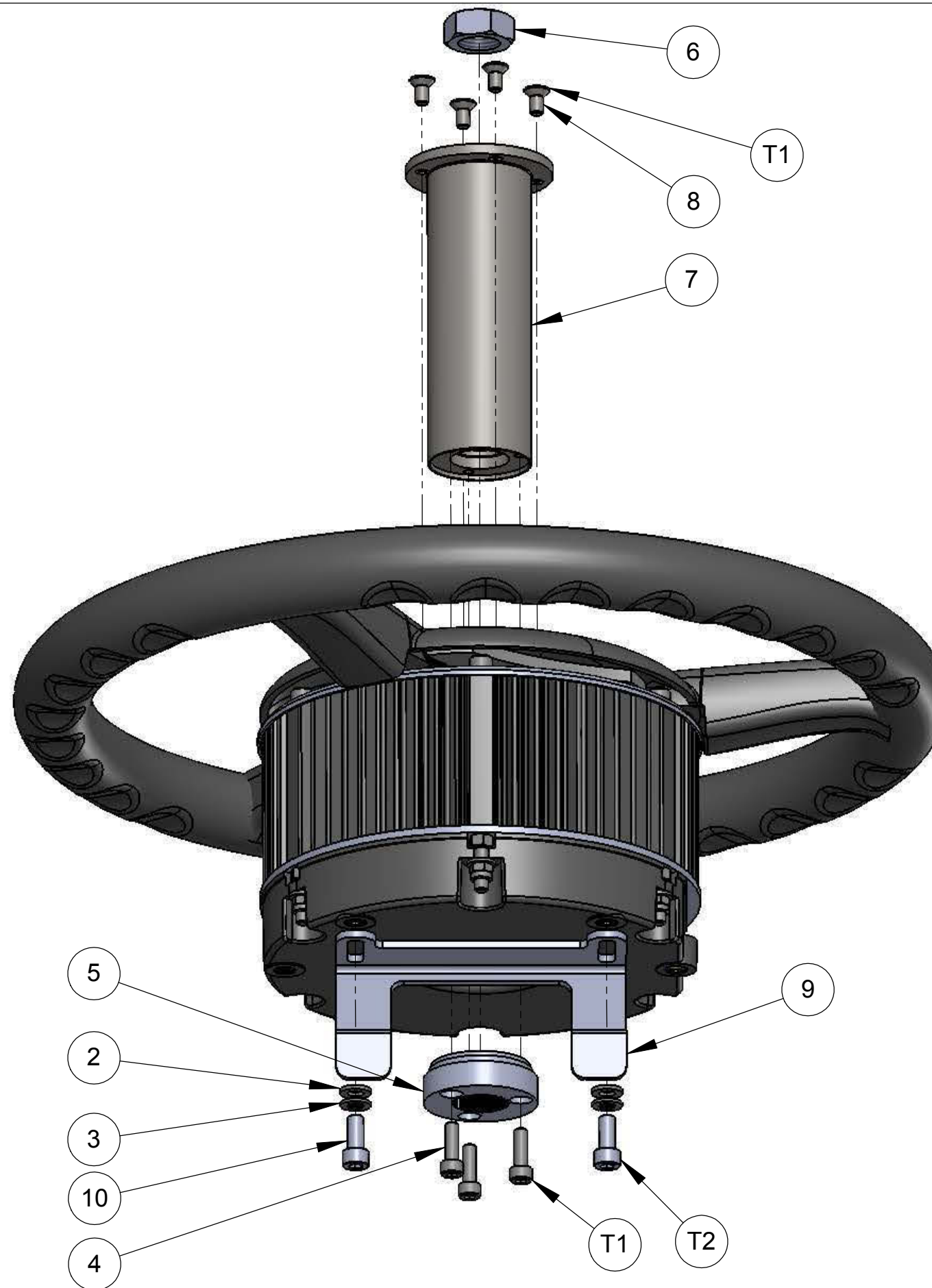


Torque settings

Item No.	Thread spec.	Torque (Nm)	No. off
T1	M5x0.8	6	7
T2	M6x1.0	8	2

Adaptor kit parts list

ITEM NO.	PART NUMBER	DrawNo	DESCRIPTION	QTY.
2	F200		Washer - M6 Flat - ZP	2
3	F454		Spring washer - M6 DIN127	2
4	F461		Screw - M5x16 SHCS - ZP	3
5	M293	002891	Spline adaptor	1
6	AGF470	002966	Nut - Special M18	1
7	M309	002941	Adaptor shaft	1
8	F463		Screw - M5x10 SH C/SK - ZP	4
9	AGB1170	002965	Anti-rotation bracket	1
10	AGF481		Screw - M6x14 SHCS - ZP	2

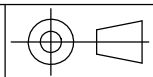


**CAD MODEL AVAILABLE**  
Remove all burrs and sharp edges

REV	DATE	ECO	DESCRIPTION	DRWN	APPD	MATERIAL	MACHINING TOLERANCES	DRAWN BY	DATE	PART OF ASSY	PART NUMBER	PROJECT	SHEET SIZE			
1.0	22/06/09		Production release	RC	MW		X ± 1 XX ± 0.2 X.XX ± AS STATED ANGULAR ± 0.25°	RC	19/05/09	PART OF ASSY	AGA3828	2129	A3			
1.1	07/08/09	361	AGF481 were F455	RC	MW			OM	17/06/09	MACHINE FINISH 3.2	AGA3828	2129	SCALE 1:2			
								MW	19/06/09	DO NOT SCALE UNLESS OTHERWISE STATED. ALL DIMENSIONS ARE IN MILLIMETERS	Adaptor kit - Electric steer unit		SHEET 1 OF 1			
							HARNES TOLERANCES 0-300 +5 / -3 300-1000 +10 / -5 1000-3000 +20 / -10 3000-5000 +40 / -20 STRIP LENGTHS +0.5 / -0						REVISION 1.1			
										14 PARK WAY MAWSON LAKES SOUTH AUSTRALIA 5095		PHONE: (+618)82033300 FAX: 1300307205 EMAIL: info@kee.com.au WEB: www.kee.com.au		DRAWING NO. 002940	DRAWING STANDARD AS1100	SECURITY CLASS CONFIDENTIAL



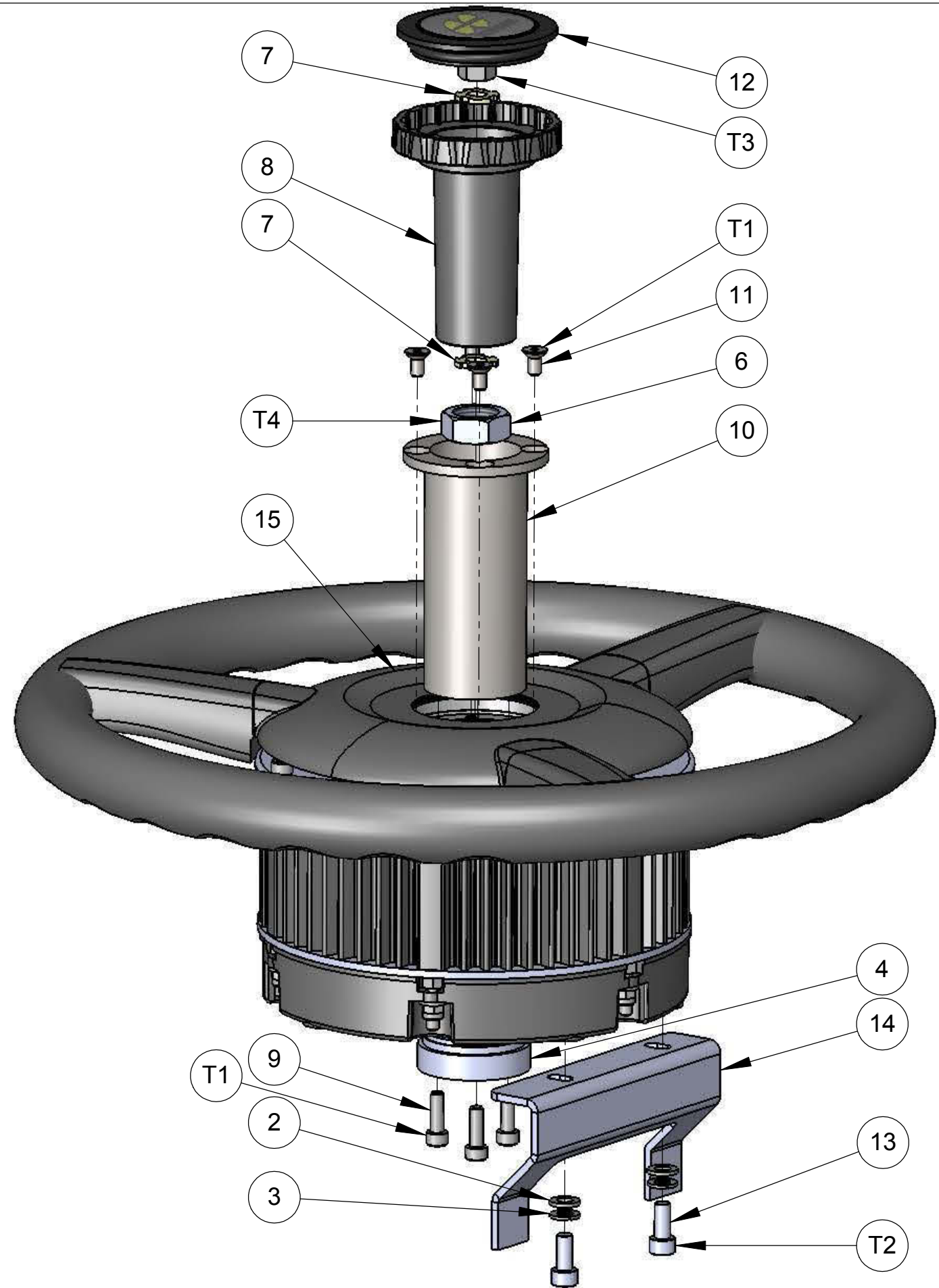
PART NO  
**AGA3955**  
PART OF ASSY



Torque settings

Item No.	Thread spec.	Torque (Nm)	No. off
1	M5x0.8	6	7
2	M6x1.0	8	2
3	M8x1.25	Refer JD spec.	1
4	M20	Refer JD spec.	1

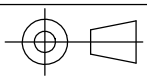
ITEM NO.	PART NUMBER	DrawNo	DESCRIPTION	QTY.
2	F200		Washer - Plain M6 - ZP	2
3	F454		Washer - M6 Spring - ZP	2
4	M293	002891	Spline adaptor	1
6	F451	002898	Special Nut - M20	1
7	M298	002923	Column telescoping actuator plate	2
8	M297	002922	Column telescoping actuator	1
9	F461		Screw - M5x16 - SHCS - ZP	3
10	M306	002936	Adaptor shaft	1
11	F463		Screw - M5x10 SH C/SK - ZP	4
12	AGA3902	002976	Centre cap assembly	1
13	AGF481		Screw - M6x14 SHCS - ZP	2
14	AGB1172	002994	Anti-rotation bracket	1
15	M303	002931	Steering wheel centre cover	1



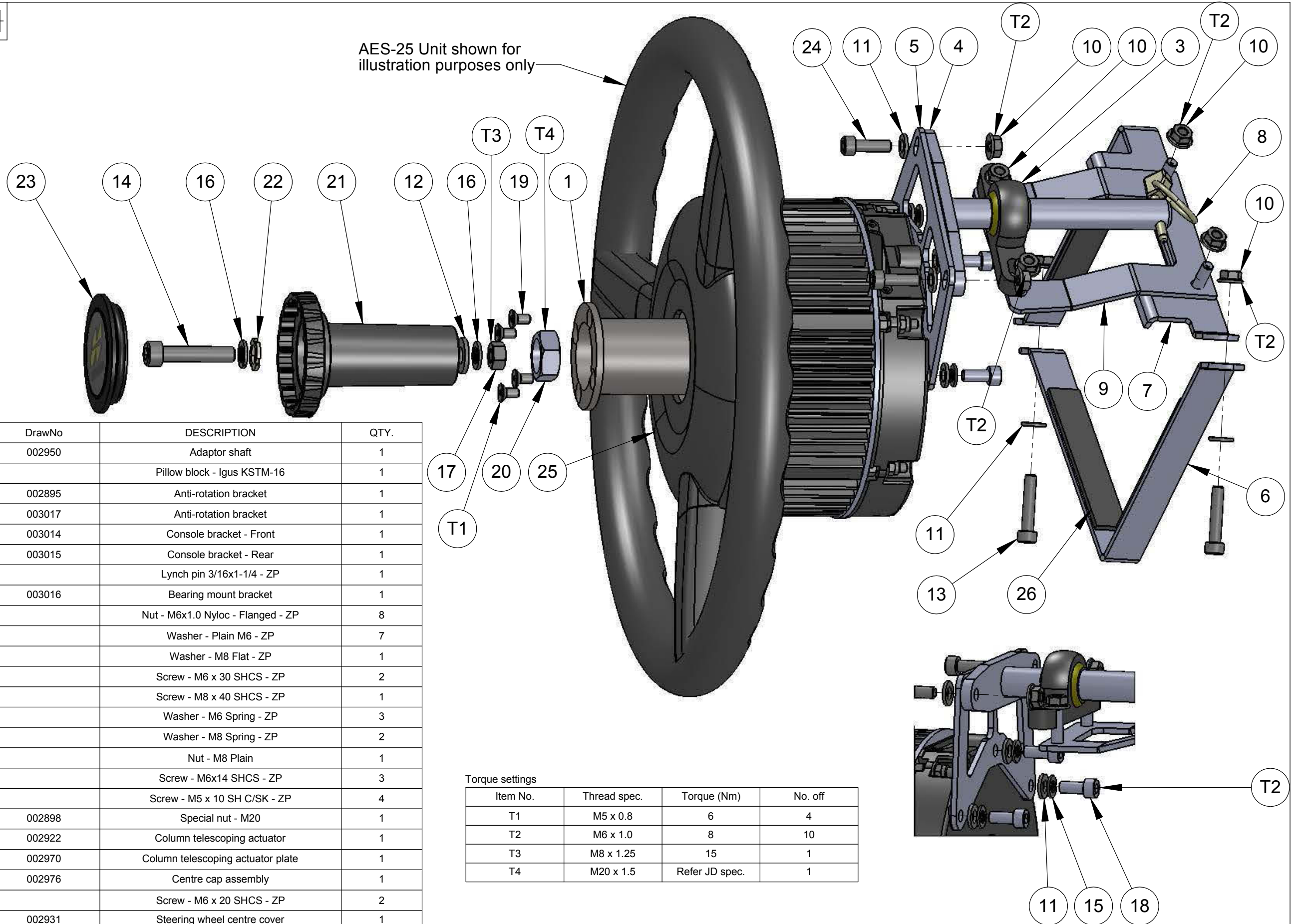
**CAD MODEL AVAILABLE**  
Remove all burrs and sharp edges

REV	DATE	ECO	DESCRIPTION	DRWN	APPD	MATERIAL	MACHINING TOLERANCES	DRAWN BY	DATE	PART OF ASSY	PART NUMBER	PROJECT	SHEET SIZE	
1.0	07/08/09		Production release	RC	MW		X ± 1 X.X ± 0.2 X.XX ± AS STATED ANGULAR ± 0.25°	RC	07/08/09		AGA3955	2129	A3	
1.0.1	27/08/09		Torque labels added	RC	MW			OM	14/08/09				SCALE 1:2	
								ENG APPROVAL	14/08/09	MACHINE FINISH 3.2	TITLE Adaptor kit - Electric steer unit		SHEET 1 OF 1	
							HARNES TOLERANCES 0-300 +5 / -3 300-1000 +10 / -5 1000-3000 +20 / -10 3000-5000 +40 / -20 STRIP LENGTHS +0.5 / -0			DO NOT SCALE UNLESS OTHERWISE STATED. ALL DIMENSIONS ARE IN MILLIMETERS	DRAWING NO. 002996	DRAWING STANDARD AS1100	SECURITY CLASS CONFIDENTIAL	REVISION 1.0.1
										14 PARK WAY MAWSON LAKES SOUTH AUSTRALIA 5095		PHONE: (+618)82033300 FAX: 1300307205 EMAIL: info@kee.com.au WEB: www.kee.com.au		

PART NO  
**AGA3966**  
PART OF ASSY



AES-25 Unit shown for illustration purposes only



ITEM NO.	PART NUMBER	DrawNo	DESCRIPTION	QTY.
1	M312	002950	Adaptor shaft	1
3	B166		Pillow block - Igus KSTM-16	1
4	B154	002895	Anti-rotation bracket	1
5	AGB1177	003017	Anti-rotation bracket	1
6	AGB1174	003014	Console bracket - Front	1
7	AGB1175	003015	Console bracket - Rear	1
8	F465		Lynch pin 3/16x1-1/4 - ZP	1
9	AGB1176	003016	Bearing mount bracket	1
10	F466		Nut - M6x1.0 Nyloc - Flanged - ZP	8
11	F200		Washer - Plain M6 - ZP	7
12	F083		Washer - M8 Flat - ZP	1
13	AGF483		Screw - M6 x 30 SHCS - ZP	2
14	AGF484		Screw - M8 x 40 SHCS - ZP	1
15	F454		Washer - M6 Spring - ZP	3
16	F456		Washer - M8 Spring - ZP	2
17	F030		Nut - M8 Plain	1
18	AGF481		Screw - M6x14 SHCS - ZP	3
19	F463		Screw - M5 x 10 SH C/SK - ZP	4
20	F451	002898	Special nut - M20	1
21	M297	002922	Column telescoping actuator	1
22	AGM315	002970	Column telescoping actuator plate	1
23	AGA3902	002976	Centre cap assembly	1
24	AGF485		Screw - M6 x 20 SHCS - ZP	2
25	M303	002931	Steering wheel centre cover	1
26	AGZ287	003149	Protective strip	4

Torque settings

Item No.	Thread spec.	Torque (Nm)	No. off
T1	M5 x 0.8	6	4
T2	M6 x 1.0	8	10
T3	M8 x 1.25	15	1
T4	M20 x 1.5	Refer JD spec.	1

**CAD MODEL AVAILABLE**  
Remove all burrs and sharp edges

REV	DATE	ECO	DESCRIPTION	DRWN	APPD	MATERIAL
1.0	13/10/09		Production release	RC	MW	
1.0.1	05/11/09		Protective strips (item 26) added to kit	RC	MW	

MACHINING TOLERANCES	HARNES TOLERANCES
X ± 1	0-300 +5 / -3
XX ± 0.2	300-1000 +10 / -5
XXX ± AS STATED	1000-3000 +20 / -10
ANGULAR ± 0.25°	3000-5000 +40 / -20
	STRIP LENGTHS +0.5 / -0

DRAWN BY	DATE	PART OF ASSY	MACHINE FINISH	DO NOT SCALE
RC	24/08/09		3.2	UNLESS OTHERWISE STATED, ALL DIMENSIONS ARE IN MILLIMETERS
OM	13/10/09			
MW	13/10/09			

PART NUMBER	PROJECT	SHEET SIZE
AGA3966	2129	A3
TITLE	SCALE	SHEET
Adaptor kit - AES-25	1:2	1 OF 1
DRAWING NO.	DRAWING STANDARD	SECURITY CLASS
003013	AS1100	CONFIDENTIAL
REVISION	1.0.1	

COPYRIGHT: THIS DRAWING IS THE PROPERTY OF TOPCON PRECISION AGRICULTURE. IT MAY NOT BE REPRODUCED IN WHOLE OR IN PART WITHOUT THEIR WRITTEN PERMISSION

UNLESS OTHERWISE STATED, ALL PRINTED COPIES OF THIS DOCUMENT ARE UNCONTROLLED. REFER TO DRAWING REGISTER FOR LATEST RELEASE





# *System 350*

## *AES-25 Electric Steering*

### *Vehicle Adaptor Kits CLAAS*



*AES-25 Electric Steering*

*X30 Console*

#### **Contents**

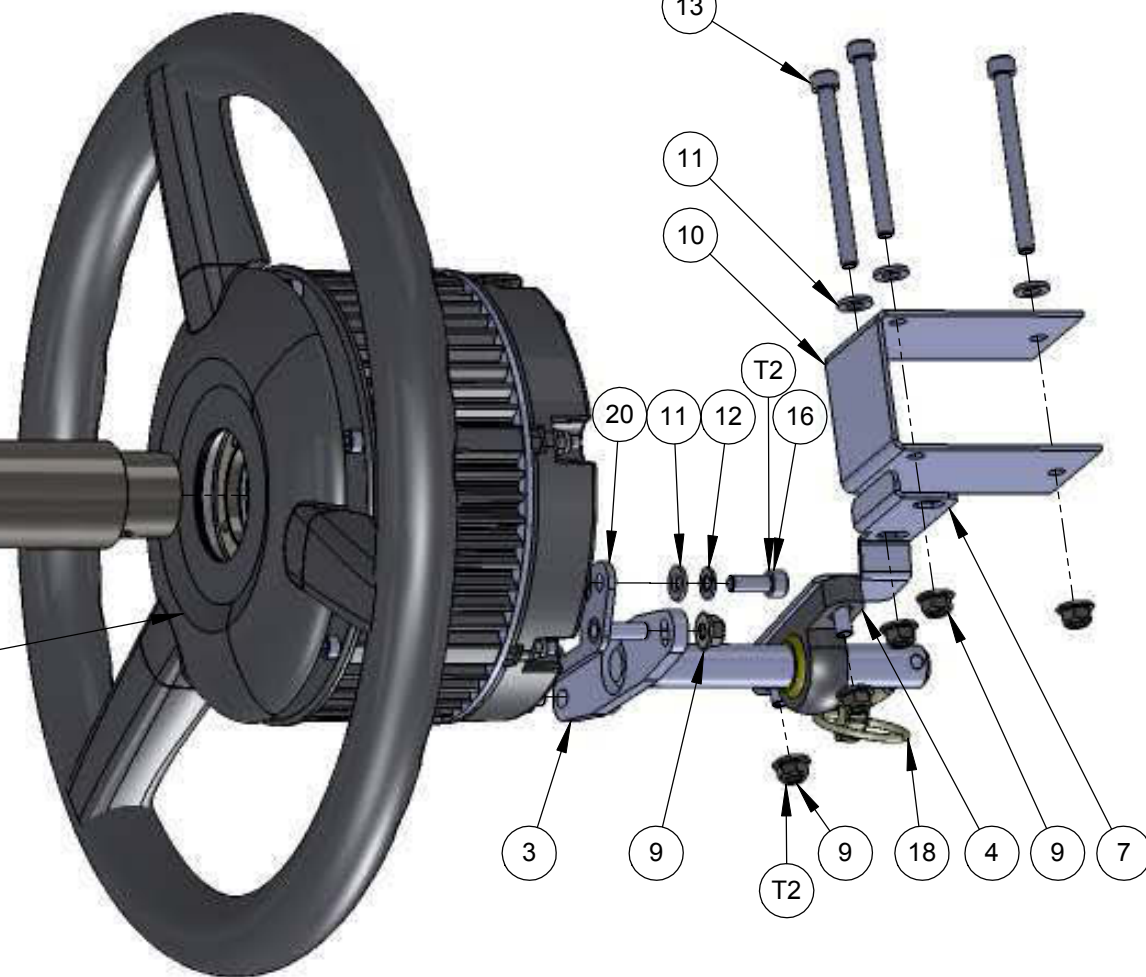
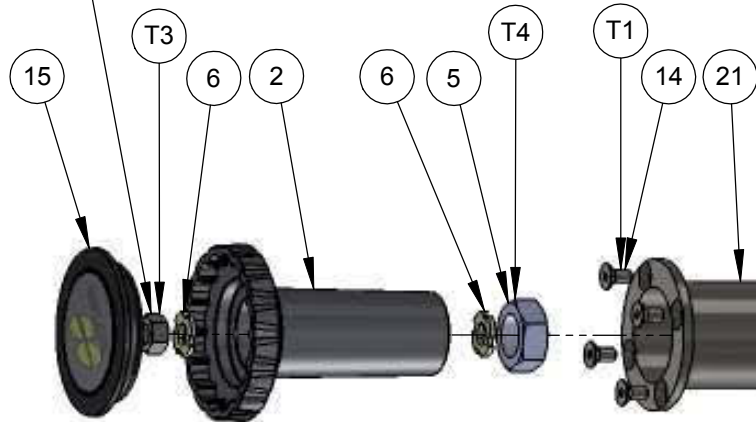
- AGA4044
- AGA4064

PART NO  
**AGA4044**

PART OF ASSY



Factory nut



ITEM NO.	PART NUMBER	DrawNo	DESCRIPTION	QTY.
2	M297	002922	Column telescoping actuator	1
3	B154	002895	Anti-rotation bracket	1
4	B166		Pillow block - Iigus KSTM-16	1
5	AGF470	002966	Nut - Special M18	1
6	M298	002923	Column telescoping actuator plate	2
7	AGB1201	003145	Anti-rotation bracket	1
9	F466		Nut - M6 Nyloc Flanged - ZP	7
10	AGB1202	003147	Anti-rotation bracket	1
11	F200		Washer - Plain M6 - ZP	5
12	F454		Washer - Spring M6 - ZP	2
13	AGF494		Screw - M6 x 70 SHCS - ZP	3
14	F463		Screw - M5 x 10 SH C/SK - ZP	4
15	AGA3902	002976	Centre cap assembly	1
16	F455		Screw - M6 x 16 SHCS - ZP	2
17	M303	002931	Steering wheel centre cover	1
18	F465		Lynchpin 3/16 x 1-1/4"	1
20	AGB1242	003401	Anti - rotation bracket	1
21	AGM343	003146	Adaptor shaft	1

Torque settings

Item No.	Thread spec.	Torque (Nm)	No. off
T1	M5x0.8	6	4
T2	M6x1.0	8	7
T3	M8x1.25	Refer OEM spec.	1
T4	M18x1.5	Refer OEM spec.	1

**CAD MODEL AVAILABLE**  
Remove all burrs and sharp edges  
3D CAD data is master

REV	DATE	ECO	DESCRIPTION	CHK	DRWN	APPD	MATERIAL
1.0	10/12/09		Production release		RC	MW	
1.0.1	27/01/10		F466 added to parts list		RC	AD	
1.1	28/07/10	502	Item 20 added, AGM343 was 325		OM	RC	KM
1.1.1	21/09/10	C0334	2x F466 added		OM	RC	KM

REV	DATE	ECO	DESCRIPTION	CHK	DRWN	APPD	MATERIAL	MACHINING TOLERANCES	DRAWN BY	DATE	PART OF ASSY	PART NUMBER	PROJECT	SHEET SIZE
1.0	10/12/09		Production release		RC	MW		X ± 1 X.X ± 0.2 X.XX ± 0.125 ANGULAR ± 0.25°	RC	03/10/09	PART OF ASSY	AGA4044	2129	A3
1.0.1	27/01/10		F466 added to parts list		RC	AD			OM	10/12/09	MACHINE FINISH	AGA4044	2129	SCALE 1:2
1.1	28/07/10	502	Item 20 added, AGM343 was 325		OM	RC	KM		MW	10/12/09	3.2	AES-25 Adaptor kit		SHEET 1 OF 1
1.1.1	21/09/10	C0334	2x F466 added		OM	RC	KM					AGA4044	2129	REVISION 1.1.1

HARNES TOLERANCES  
0-300 +5/-3  
300-1000 +10/-5  
1000-3000 +20/-10  
3000-5000 +40/-20  
STRIP LENGTHS +0.5/-0

TOPCON  
14 PARK WAY  
MAWSON LAKES  
SOUTH AUSTRALIA 5095  
PHONE: (+618)82033300  
FAX: 1300307205  
EMAIL: info@kee.com.au  
WEB: www.kee.com.au

DO NOT SCALE  
UNLESS OTHERWISE  
STATED. ALL DIMENSIONS  
ARE IN MILLIMETERS

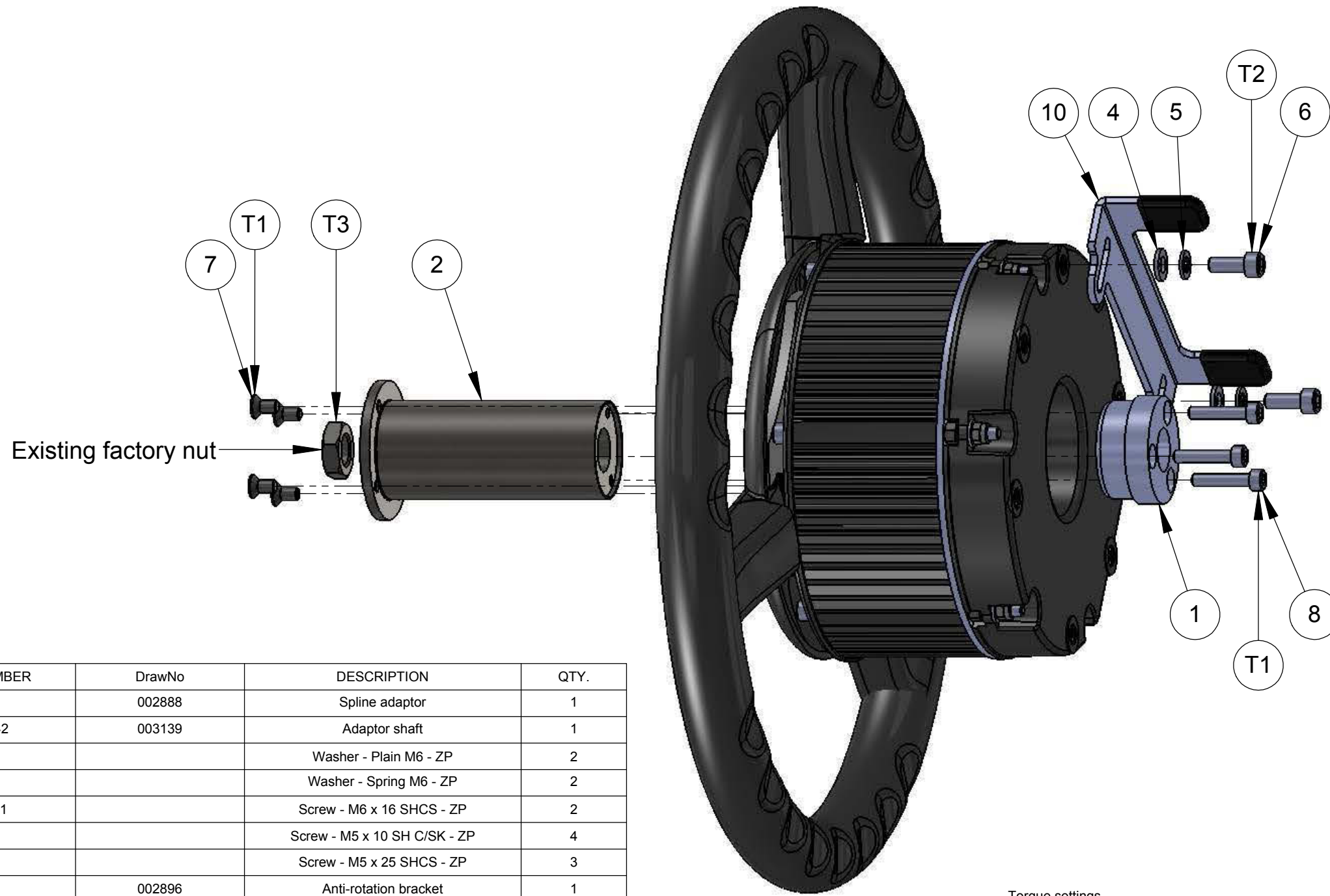
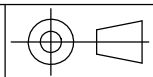
DRAWING NO. 003144  
DRAWING STANDARD AS1100  
SECURITY CLASS CONFIDENTIAL

COPYRIGHT. THIS DRAWING IS THE PROPERTY OF TOPCON PRECISION AGRICULTURE. IT MAY NOT BE REPRODUCED IN WHOLE OR IN PART WITHOUT THEIR WRITTEN PERMISSION.

UNLESS OTHERWISE STATED, ALL PRINTED COPIES OF THIS DOCUMENT ARE UNCONTROLLED. REFER TO DRAWING REGISTER FOR LATEST RELEASE.



PART NO  
**AGA4064**  
PART OF ASSY



ITEM NO.	PART NUMBER	DrawNo	DESCRIPTION	QTY.
1	M292	002888	Spline adaptor	1
2	AGM342	003139	Adaptor shaft	1
4	F200		Washer - Plain M6 - ZP	2
5	F454		Washer - Spring M6 - ZP	2
6	AGF481		Screw - M6 x 16 SHCS - ZP	2
7	F463		Screw - M5 x 10 SH C/SK - ZP	4
8	F453		Screw - M5 x 25 SHCS - ZP	3
10	B155	002896	Anti-rotation bracket	1

Torque settings

Item No.	Thread spec.	Torque (Nm)	No. off
T1	M5x0.8	6	7
T2	M6x1.0	8	2
T3	M14	Refer OEM spec.	1

**CAD MODEL AVAILABLE**  
Remove all burrs and sharp edges  
3D CAD data is master

REV	DATE	ECO	DESCRIPTION	DRWN	APPD	MATERIAL	MACHINING TOLERANCES	DRAWN BY	DATE	PART OF ASSY	PART NUMBER	PROJECT	SHEET SIZE
1.0	18/12/09		Production release	RC			X ± 1 X.X ± 0.2 X.XX ± AS STATED ANGULAR ± 0.25°	RC	18/12/09		AGA4064	2129	A3
							HARNES TOLERANCES 0-300 +5 / -3 300-1000 +10 / -5 1000-3000 +20 / -10 3000-5000 +40 / -20 STRIP LENGTHS +0.5 / -0	OM	18/12/09	MACHINE FINISH 3.2	AES-25 Adaptor kit		SCALE 1:2
								MW	18/12/09	DO NOT SCALE UNLESS OTHERWISE STATED. ALL DIMENSIONS ARE IN MILLIMETERS	DRAWING NO. 003170		SHEET 1 OF 1
											DRAWING STANDARD AS1100	SECURITY CLASS CONFIDENTIAL	REVISION 1.0

# *System 350*

## *AES-25 Electric Steering Vehicle Adaptor Kits Challenger*



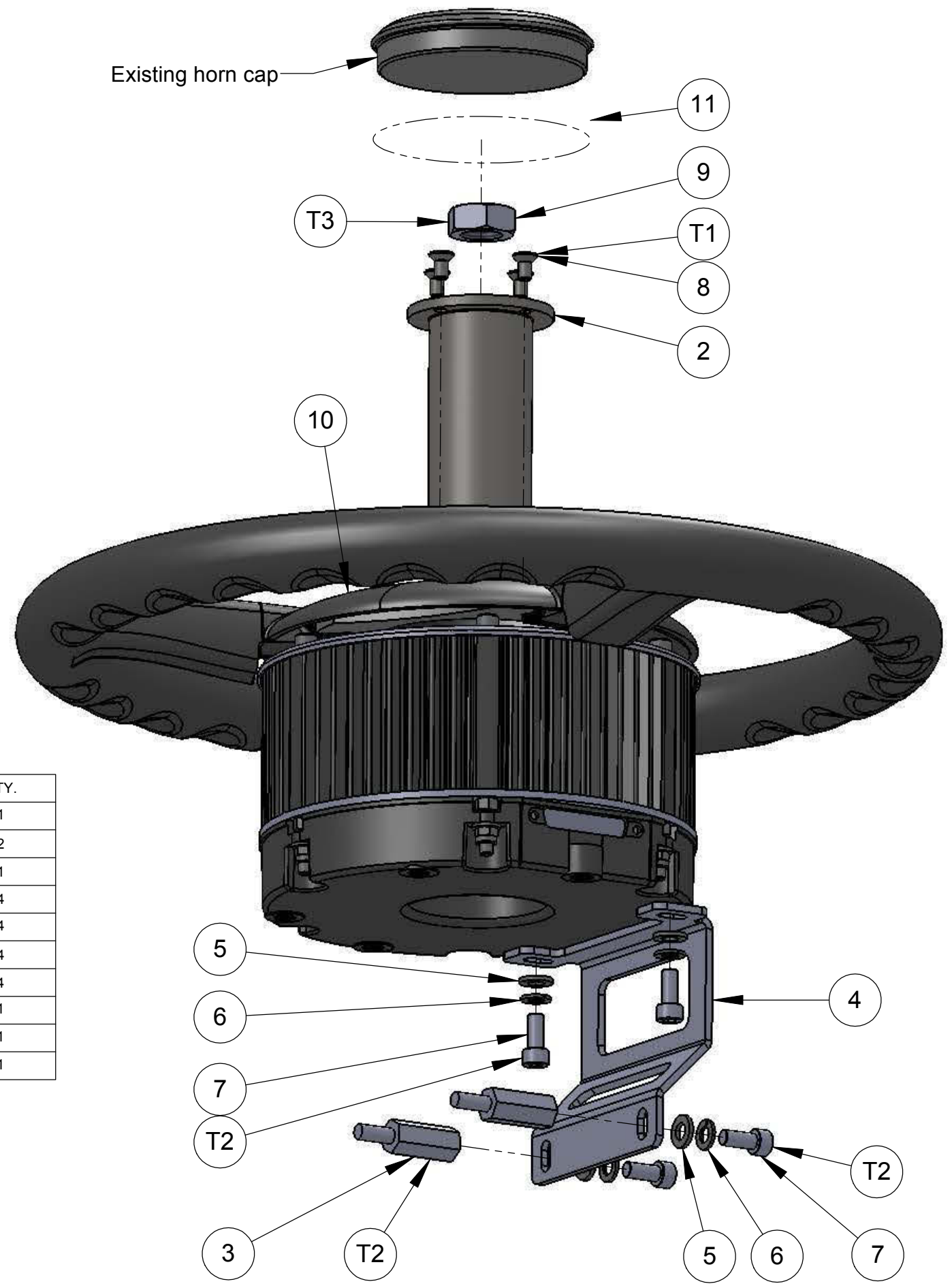
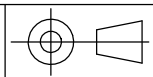
*AES-25 Electric Steering*

*X30 Console*

### **Contents**

- AGA3959
- AGA4160

PART NO  
**AGA3959**  
PART OF ASSY



Torque settings

Item No.	Thread spec.	Torque (Nm)	No. Off
T1	M5x0.8	6	4
T2	M6x1.0	8	6
T3	M18x1.5	Refer Cat spec.	1

ITEM NO.	PART NUMBER	DrawNo	DESCRIPTION	QTY.
2	AGM317	003009	Adaptor shaft	1
3	AGF482	003008	Stand - off M6x15	2
4	AGB1173	003007	Anti - rotation bracket	1
5	F200		Washer - Plain M6 - ZP	4
6	F454		Washer - M6 Spring - ZP	4
7	AGF481		Screw - M6x14 SHCS - ZP	4
8	F463		Screw M5 x 10 SH C/SK - ZP	4
9	AGF470	002966	Nut - Special M18	1
10	AGM344	003148	Steering wheel centre cover	1
11	AGM328	003064	Horn housing	1

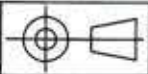
Remove all burrs and sharp edges

**CAD MODEL AVAILABLE**

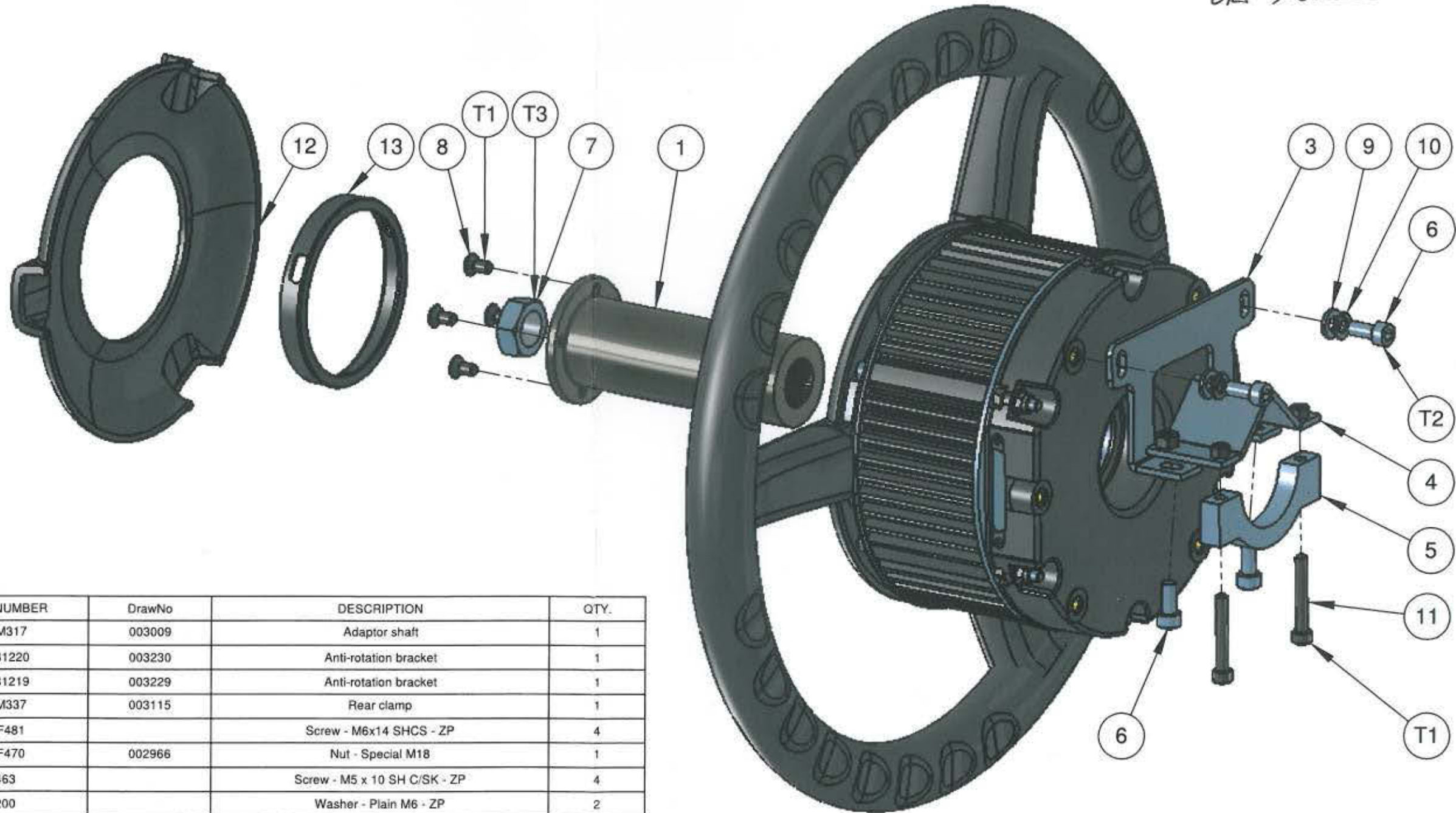
REV	DATE	ECO	DESCRIPTION	DRWN	APPD	MATERIAL	MACHINING TOLERANCES	DRAWN BY	DATE	PART OF ASSY	PART NUMBER	PROJECT	SHEET SIZE
1.0	10/11/09		Production release	RC	MW		X: ± 1 X.X ± 0.2 X.XX ± AS STATED ANGULAR ± 0.25°	RC	13/08/09		AGA3959	2129	A3
							HARNES TOLERANCES 0-300 +5 / -3 300-1000 +10 / -5 1000-3000 +20 / -10 3000-5000 +40 / -20 STRIP LENGTHS +0.5 / -0	OM	10/11/09	MACHINE FINISH 3.2	AES-25 Adaptor kit		SCALE 1:2
								MW	10/11/09	DO NOT SCALE UNLESS OTHERWISE STATED. ALL DIMENSIONS ARE IN MILLIMETERS			SHEET 1 OF 1
											DRAWING NO. 003006	DRAWING STANDARD AS1100	REVISION 1.0
											SECURITY CLASS CONFIDENTIAL		



PART NO  
**AGA4160**  
PART OF ASSY



UPDATED DRAWING  
6/7/10  
OK. XJO



ITEM NO.	PART NUMBER	DrawNo	DESCRIPTION	QTY.
1	AGM317	003009	Adaptor shaft	1
3	AGB1220	003230	Anti-rotation bracket	1
4	AGB1219	003229	Anti-rotation bracket	1
5	AGM337	003115	Rear clamp	1
6	AGF481		Screw - M6x14 SHCS - ZP	4
7	AGF470	002966	Nut - Special M18	1
8	F463		Screw - M5 x 10 SH C/SK - ZP	4
9	F200		Washer - Plain M6 - ZP	2
10	F454		Washer - Spring M6 - ZP	2
11	AGF508		Screw - M5 x 35 SHCS - ZP	2
12	AGM344	003148	Steering wheel centre cover	1
13	AGM328	003064	Horn enclosure	1

Torque settings

Item No.	Thread spec.	Torque (Nm)	No. off
T1	M5 x 0.8	6	6
T2	M6 x 1.0	8	4
T3	M18 x 1.5	Refer OEM spec	1

**CAD MODEL AVAILABLE**  
Remove all burrs and sharp edges  
CAD Data is master

REV	DATE	ECO	DESCRIPTION	DRWN	APPD	MATERIAL	MACHINING TOLERANCES	DESIGNED BY	DATE	PART OF ASSY	PART NUMBER	PROJECT	SHEET SIZE
1.0	12/04/10		Production release	RC	AD		X ± 0.1 X.X ± 0.2 X.XX ± AS STATED ANGULAR ± 0.25°	RC	05/02/10		AGA4160	2129	A3
1.0.1	06/07/10		Typo. AGM344 was M303	RC	KM			OM	12/04/10	MACHINE FINISH 3.2			SCALE 1:1
								AD	12/04/10	DO NOT SCALE UNLESS OTHERWISE STATED ALL DIMENSIONS ARE IN MILLIMETERS	AES-25 Adaptor kit		SHEET 1 OF 1
							HARNES TOLERANCES 0-300 +0.1/-0.3 300-1000 +0.1/-0.5 1000-3000 +0.2/-1.0 3000-5000 +0.4/-2.0 STRIP LENGTHS +0.5/-0	TOPCON Precision Agriculture 14 PARK WAY MAWSON LAKES SOUTH AUSTRALIA 5095 PHONE: (+618)82033300 FAX: 1300307205 EMAIL: info@kae.com.au WEB: www.kae.com.au		DRAWING NO. 003228	DRAWING STANDARD AS1100	SECURITY CLASS CONFIDENTIAL	REVISION 1.0.1

# *System 350*

## *AES-25 Electric Steering*

### *Vehicle Adaptor Kits New Holland*



*AES-25 Electric Steering*

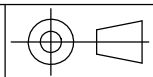
*X30 Console*

#### **Contents**

- AGA3827
- AGA3960
- AGA3974
- AGA4035
- AGA4037
- AGA4063
- AGA4083
- AGA4181



PART NO  
**AGA3827**  
PART OF ASSY



COPYRIGHT: THIS DRAWING IS THE PROPERTY OF TOPCON PRECISION AGRICULTURE. IT MAY NOT BE REPRODUCED IN WHOLE OR IN PART WITHOUT THEIR WRITTEN PERMISSION

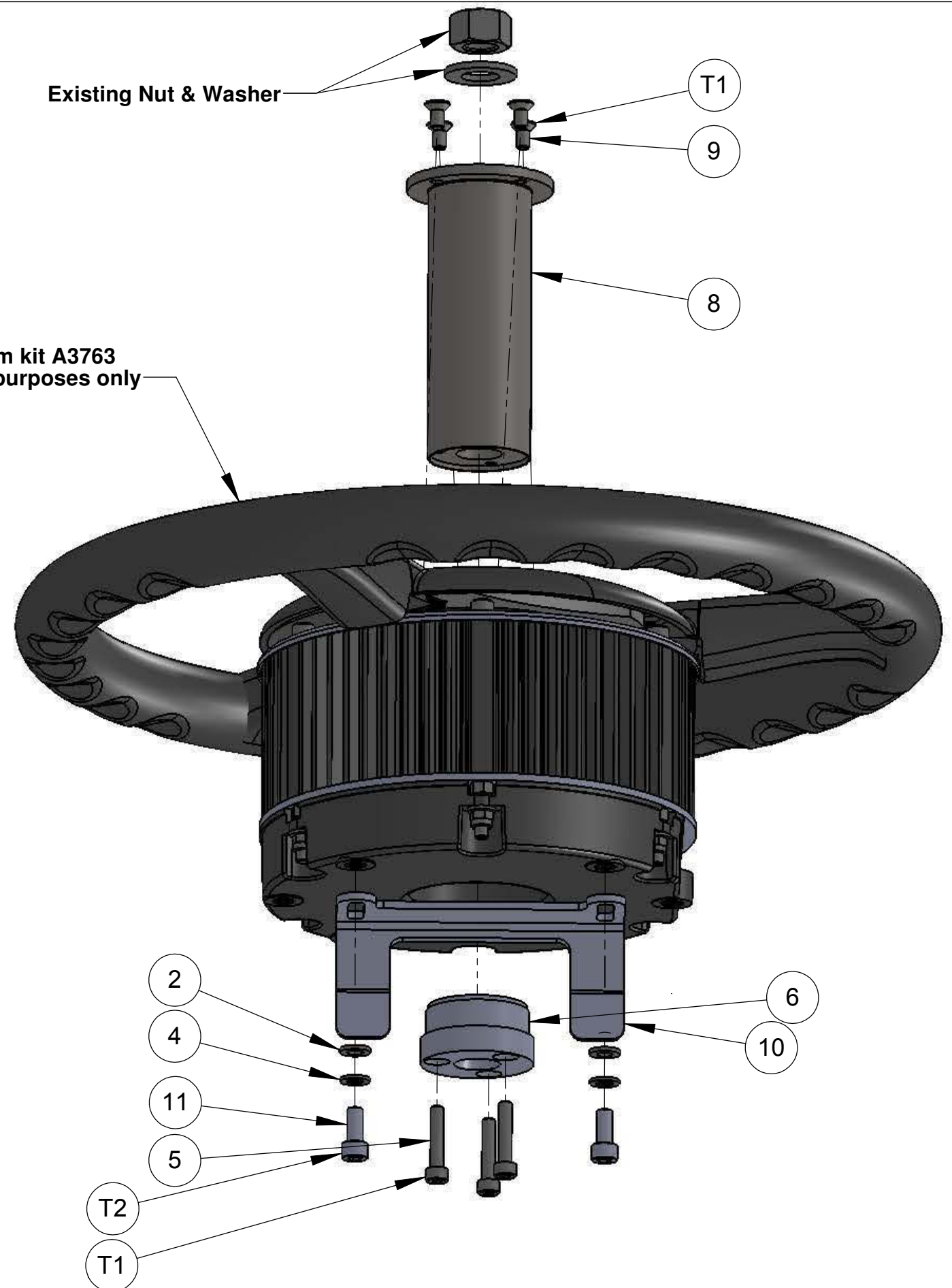
Torque settings

Item No.	Thread spec	Torque (Nm)	No. off
T1	M5x0.8	6	7
T2	M6x1.0	8	2

Adaptor kit parts list

ITEM NO.	PART NUMBER	DrawNo	DESCRIPTION	QTY.
2	F200		Washer - Plain M6 - ZP	2
4	F454		Washer - Spring M6 - ZP	2
5	F453		Screw - M5 x 25 SHCS - ZP	3
6	M292	002888	Spline adaptor	1
8	M307	002938	Adaptor shaft	1
9	F463		Screw - M5 x 10 SH C/SK - ZP	4
10	AGB1170	002965	Anti-rotation bracket	1
11	AGF481		Screw - M6x14 SHCS - ZP	2

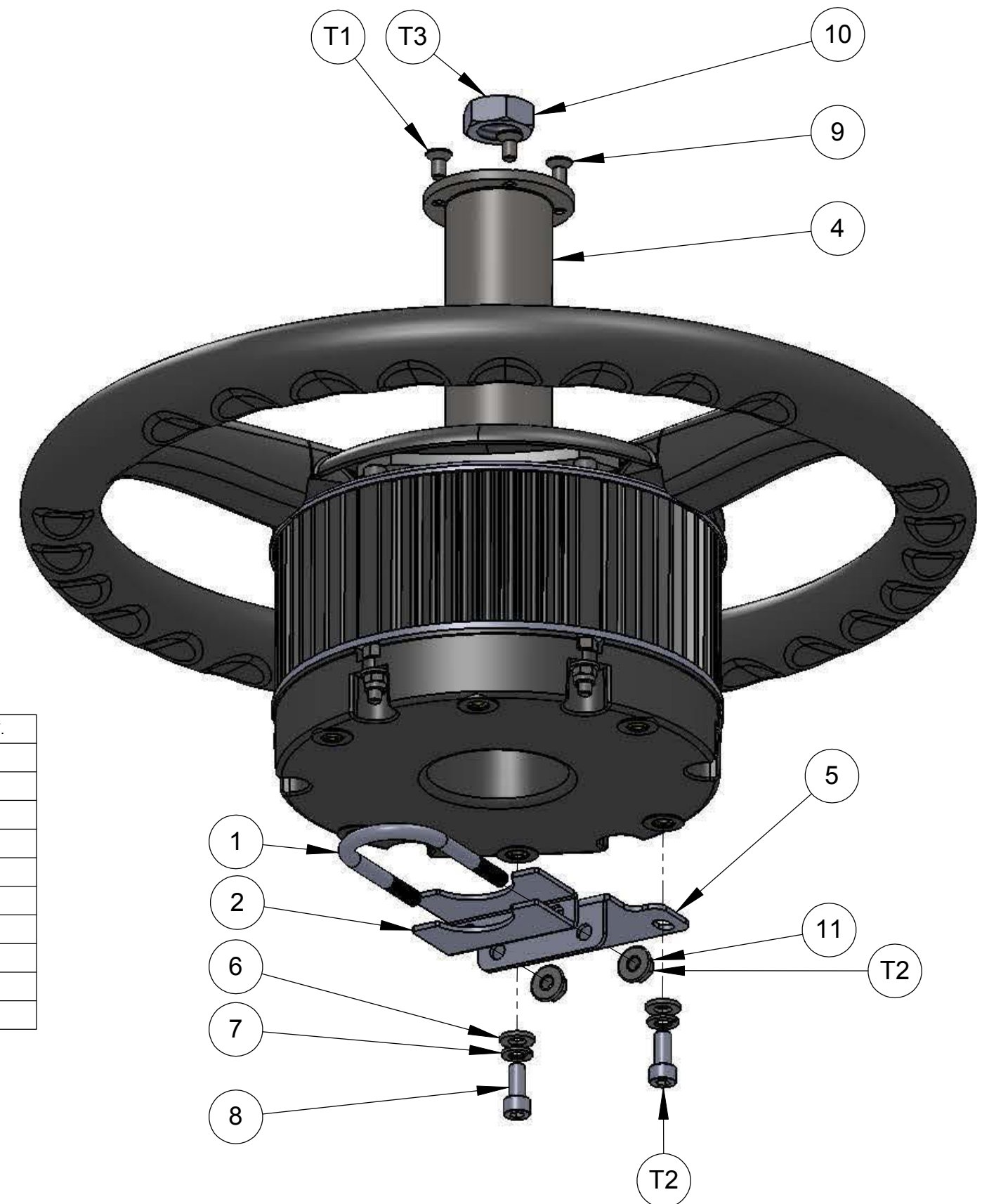
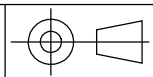
**Electric steering system kit A3763**  
Shown for illustration purposes only



**CAD MODEL AVAILABLE**  
Remove all burrs and sharp edges

REV	DATE	ECO	DESCRIPTION	DRWN	APPD	MATERIAL	MACHINING TOLERANCES	DRAWN BY	DATE	PART OF ASSY	PART NUMBER	PROJECT	SHEET SIZE
1.0	22/06/09		Production release	RC	MW		X ± 1 X.X ± 0.2 X.XX ± AS STATED ANGULAR ± 0.25°	RC	18/05/09	PART OF ASSY	AGA3827	2129	A3
1.1	06/08/09	361	AGF481 were F455	RC	MW			OM	17/06/09				SCALE 1:2
								MW	19/06/09	MACHINE FINISH 3.2 ALL ROUND UNLESS OTHERWISE STATED	TITLE <b>Adaptor kit - Electric steer unit</b>		SHEET 1 OF 1
						FINISH	HARNES TOLERANCES 0-300 +5 / -3 300-1000 +10 / -5 1000-3000 +20 / -10 3000-5000 +40 / -20 STRIP LENGTHS +0.5 / -0	14 PARK WAY MAWSON LAKES SOUTH AUSTRALIA 5095 PHONE: (+618)82033300 FAX: 1300307205 EMAIL: info@kee.com.au WEB: www.kee.com.au		DRAWING NO. 002937	DRAWING STANDARD AS1100	SECURITY CLASS CONFIDENTIAL	REVISION 1.1

PART NO  
**AGA3960**  
PART OF ASSY



Torque settings

Item No.	Thread spec.	Torque (Nm)	No. off
T1	M5x0.8	6	4
T2	M6x1.0	8	4
T3	3/4-10 UNC	Refer OEM spec.	1

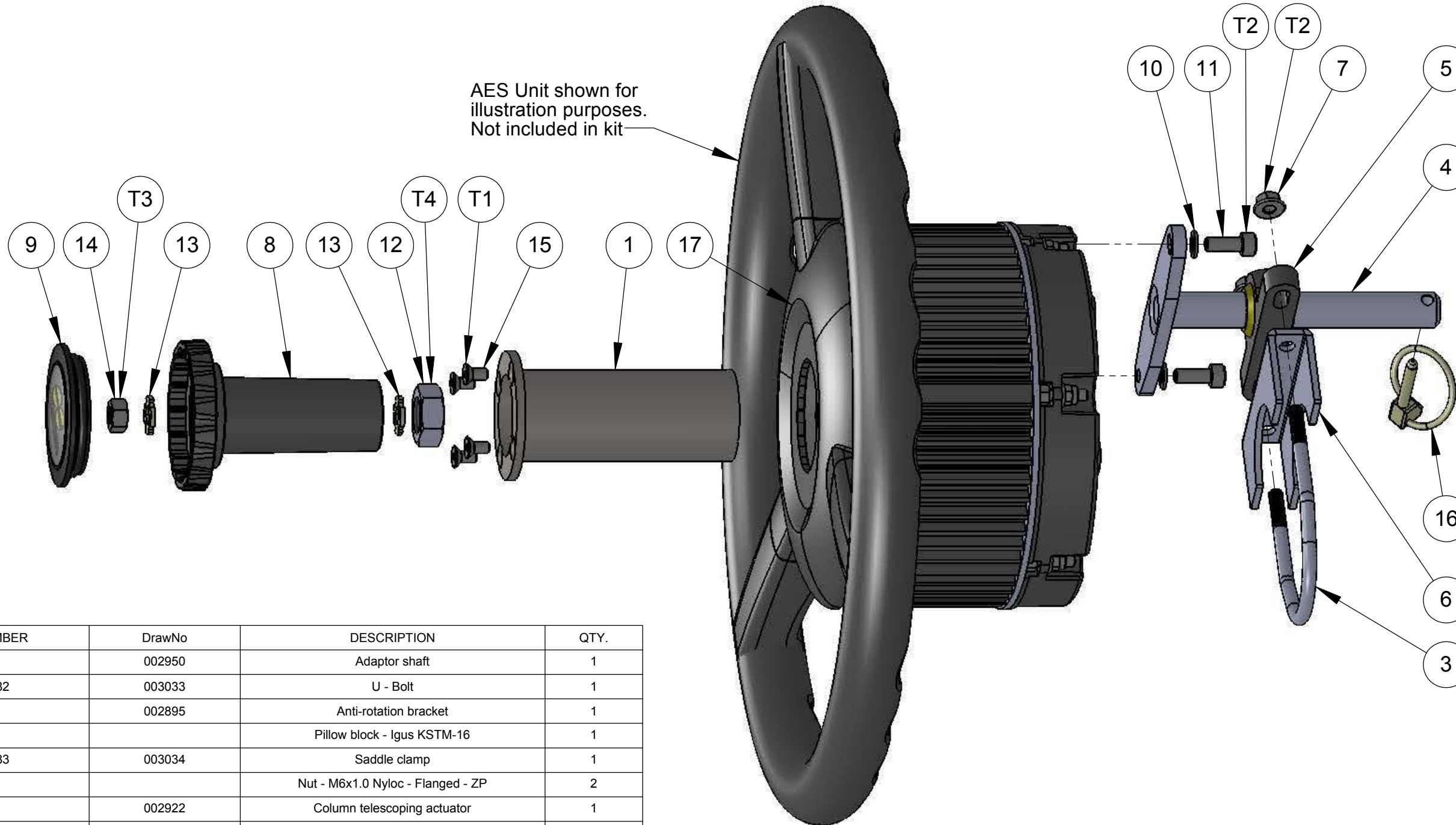
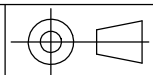
ITEM NO.	PART NUMBER	DrawNo	DESCRIPTION	QTY.
1	AGB1179	003022	U - Bolt	1
2	AGB1180	003023	Saddle clamp	1
4	M312	002950	Adaptor shaft	1
5	AGB1181	003024	Anti - rotation bracket	1
6	F200		Washer - M6 Plain - ZP	2
7	F454		Washer - M6 Spring - ZP	2
8	AGF481		Screw - M6x14 SHCS - ZP	2
9	F463		Screw - M5 x 10 SH C/SK - ZP	4
10	AGF487	003020	Special Nut - 3/4-10 UNC	1
11	F466		Nut - M6 x 1.0 Nyloc - Flanged - ZP	2

**CAD MODEL AVAILABLE**  
Remove all burrs and sharp edges

REV	DATE	ECO	DESCRIPTION	DRWN	APPD	MATERIAL	MACHINING TOLERANCES	DRAWN BY	DATE	PART OF ASSY	PART NUMBER	PROJECT	SHEET SIZE
1.0	13/10/09		Production release	RC	MW		X: ± 1 X.X ± 0.2 X.XX ± AS STATED ANGULAR ± 0.25°	RC	24/08/09		AGA3960	2129	A3
							HARNES TOLERANCES 0-300 +5 / -3 300-1000 +10 / -5 1000-3000 +20 / -10 3000-5000 +40 / -20 STRIP LENGTHS +0.5 / -0	OM	13/10/09	MACHINE FINISH 3.2	Adaptor kit - AES-25		SCALE 1:2
								MW	13/10/09	DO NOT SCALE UNLESS OTHERWISE STATED. ALL DIMENSIONS ARE IN MILLIMETERS			SHEET 1 OF 1
											DRAWING NO. 003010	DRAWING STANDARD AS1100	REVISION 1.0
											SECURITY CLASS CONFIDENTIAL		

PART NO  
**AGA3974**

PART OF ASSY



ITEM NO.	PART NUMBER	DrawNo	DESCRIPTION	QTY.
1	M312	002950	Adaptor shaft	1
3	AGB1182	003033	U - Bolt	1
4	B154	002895	Anti-rotation bracket	1
5	B166		Pillow block - Igus KSTM-16	1
6	AGB1183	003034	Saddle clamp	1
7	F466		Nut - M6x1.0 Nyloc - Flanged - ZP	2
8	M297	002922	Column telescoping actuator	1
9	AGA3902	002976	Centre cap assembly	1
10	F454		Washer - M6 Spring - ZP	2
11	F455		Screw - M6 x 16 SHCS - ZP	2
12	AGF470	002966	Nut - Special M18	1
13	M298	002923	Column telescoping actuator plate	2
15	F463		Screw - M5 x 10 SH C/SK - ZP	4
16	F465		Lynchpin 3/16 x 1-1/4"	1
17	M303	002931	Steering wheel centre cover	1

Torque settings

Item No.	Thread spec.	Torque (Nm)	No. off
T1	M5 x 0.8	6	4
T2	M6 x 1.0	8	4
T3	M8 x 1.25	Refer OEM spec.	1
T4	M20 x 1.5	Refer OEM spec.	1

**CAD MODEL AVAILABLE**  
Remove all burrs and sharp edges  
3D CAD data is master

REV	DATE	ECO	DESCRIPTION	DRWN	APPD	MATERIAL	MACHINING TOLERANCES	FINISH	HARNESS TOLERANCES	DRAWN BY	DATE	PART OF ASSY	PART NUMBER	PROJECT	SHEET SIZE
1.0	25/09/09		Production release	RC	MW		X: ± 1 X.X ± 0.2 X.XX ± AS STATED ANGULAR ± 0.25°		0-300 +5 / -3 300-1000 +10 / -5 1000-3000 +20 / -10 3000-5000 +40 / -20 STRIP LENGTHS +0.5 / -0	RC	27/08/09		AGA3974	2129	A3
										OM	25/09/09	MACHINE FINISH 3.2			SCALE 1:2
										MW	25/09/09	DO NOT SCALE UNLESS OTHERWISE STATED. ALL DIMENSIONS ARE IN MILLIMETERS	Adaptor kit - AES-25		SHEET 1 OF 1
													DRAWING NO. 003035	DRAWING STANDARD AS1100	REVISION 1.0
													SECURITY CLASS CONFIDENTIAL		

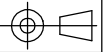








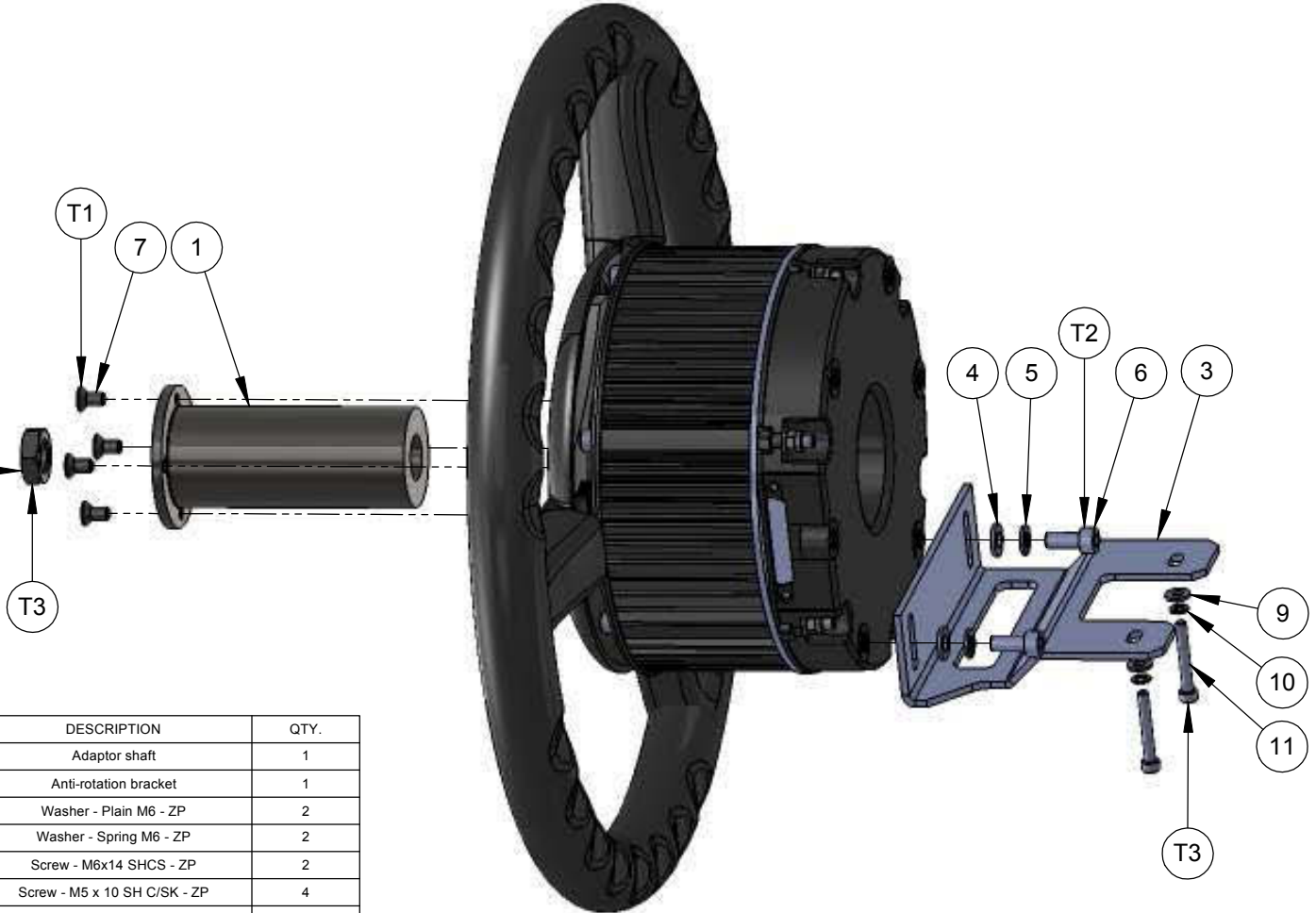
PART NO  
**AGA4063**  
 PART OF ASSY



Torque settings

Item No.	Thread spec.	Torque (Nm)	No. off
T1	M5x0.8	6	4
T2	M6x1.0	8	2
T3	M14	Refer OEM spec.	1

Existing factory fitted nut



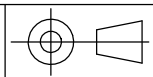
ITEM NO.	PART NUMBER	DrawNo	DESCRIPTION	QTY.
1	AGM340	003186	Adaptor shaft	1
3	AGB1205	003162	Anti-rotation bracket	1
4	F200		Washer - Plain M6 - ZP	2
5	F454		Washer - Spring M6 - ZP	2
6	AGF481		Screw - M6x14 SHCS - ZP	2
7	F463		Screw - M5 x 10 SH C/SK - ZP	4
9	F405		Washer - M4 Plain - ZP	2
10	F404		Washer - M4 Spring - ZP	2
11	AGF495		Screw - M4 x 30 SHCS - ZP	2

**CAD MODEL AVAILABLE**

Remove all burrs and sharp edges  
 3D CAD data is master

REV	DATE	ECO	DESCRIPTION	DRWN	APPD	MATERIAL	MACHINING TOLERANCES	DRAWN BY	DATE	PART OF ASSY	PART NUMBER	PROJECT	SHEET SIZE
1.0	10/12/09		Production release	RC	MW		X ± 1 X.X ± 0.2 X.XX ± 0.1 ANGULAR ± 0.25°	RC	17/11/09		AGA4063	2129	A3
1.0.1	18/12/09		Item 1 drawing number changed	RC	MW			OM	10/12/09	MACHINE FINISH 3.2	AES-25 Adaptor kit		SCALE 1:2
						FINISH	HARNES TOLERANCES 0-300 +5/-3 300-1000 +10/-5 1000-3000 +20/-10 3000-5000 +40/-20 STRIP LENGTHS +0.5/-0	MW	10/12/09	DO NOT SCALE UNLESS OTHERWISE STATED. ALL DIMENSIONS ARE IN MILLIMETERS.			SHEET 1 OF 1
								14 PARK WAY MAWSON LAKES SOUTH AUSTRALIA 5095 PHONE: (+618)82033300 FAX: 1300307205 EMAIL: info@kee.com.au WEB: www.kee.com.au		DRAWING NO. 003163	DRAWING STANDARD AS1100	SECURITY CLASS CONFIDENTIAL	REVISION 1.0.1


PART NO  
**AGA4083**  
PART OF ASSY



Torque settings

Item No.	Thread spec.	Torque (Nm)	No. off
T1	M5 x 0.5	6	7
T2	M6 x 1.0	8	4
T3	M14	Refer OEM Spec	1

Existing factory fitted nut



ITEM NO.	PART NUMBER	DrawNo	DESCRIPTION	QTY.
1	M292	002888	Spline adaptor	1
2	AGM342	003139	Adaptor shaft	1
4	AGB1208	003190	Anti-rotation bracket	1
5	AGB1209	003191	Anti-rotation bracket	1
6	F200		Washer - Plain M6 - ZP	4
7	F454		Washer - Spring M6 - ZP	4
8	AGF481		Screw - M6x14 SHCS - ZP	4
9	F463		Screw - M5 x 10 SH C/SK - ZP	4
11	F453		Screw - M5 x 25 SHCS - ZP	3

**CAD MODEL AVAILABLE**  
Remove all burrs and sharp edges  
3D CAD data is master

REV	DATE	ECO	DESCRIPTION	DRWN	APPD	MATERIAL	MACHINING TOLERANCES	DRAWN BY	DATE	PART OF ASSY	PART NUMBER	PROJECT	SHEET SIZE	
1.0	20/01/10		Production release	RC	AD		X ± 1 XX ± 0.2 XXX ± AS STATED ANGULAR ± 0.25°	RC	18/12/09		AGA4083	2129	A3	
							HARNES TOLERANCES 0-300 +5 / -3 300-1000 +10 / -5 1000-3000 +20 / -10 3000-5000 +40 / -20 STRIP LENGTHS +0.5 / -0	OM	20/01/10	MACHINE FINISH 3.2	AES-25 Adaptor kit		1 OF 1	
								AD	20/01/10	DO NOT SCALE UNLESS OTHERWISE STATED. ALL DIMENSIONS ARE IN MILLIMETERS			SHEET	
											DRAWING NO. 003189	DRAWING STANDARD AS1100	SECURITY CLASS CONFIDENTIAL	REVISION 1.0





# ***System 350***

## ***AES-25 Electric Steering***

### ***Vehicle Adaptor Kits***

### ***Massey Ferguson***



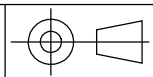
*AES-25 Electric Steering*

*X30 Console*

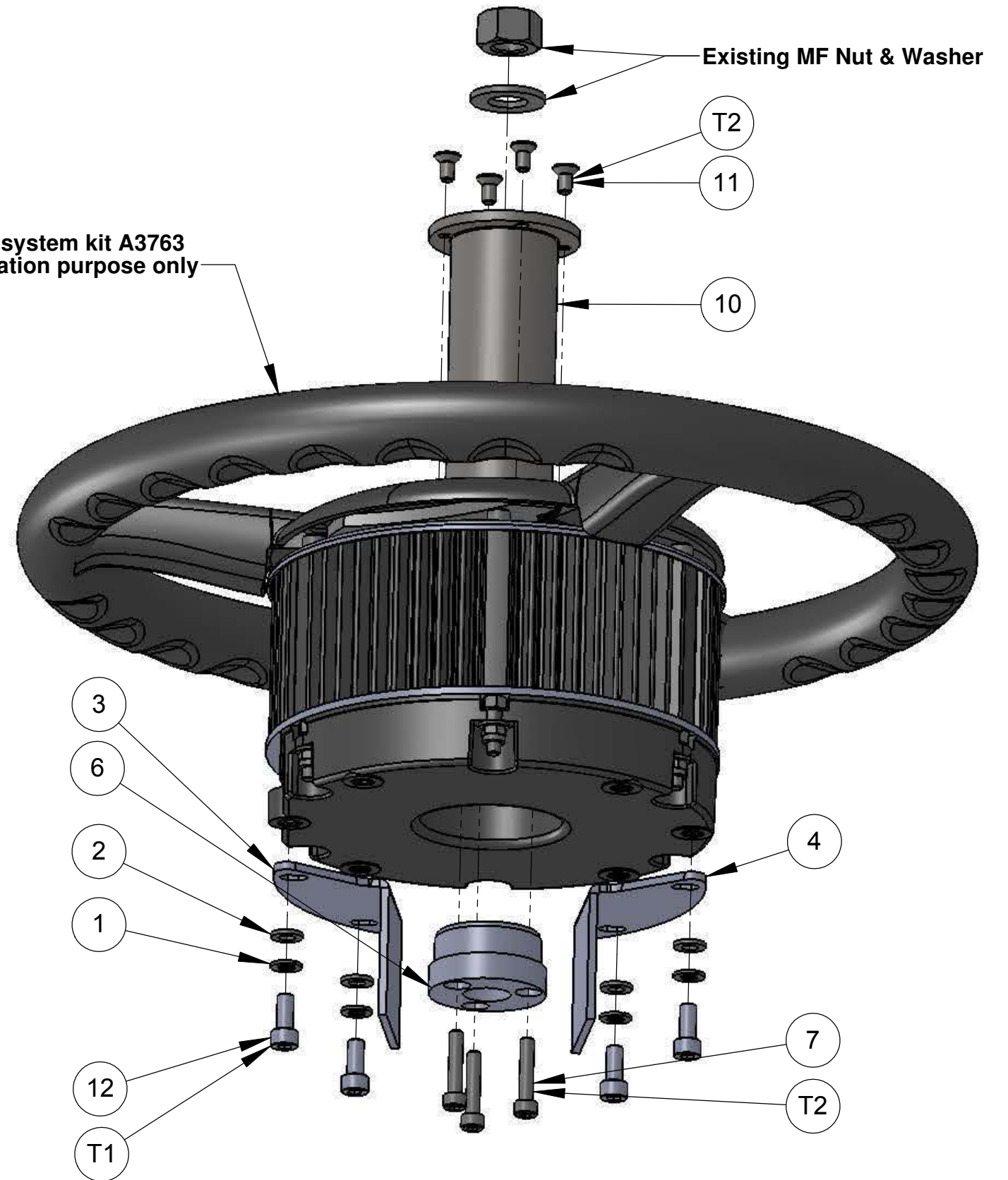
#### **Contents**

- AGA3764
- AGA4039
- AGA4110
- AGA4111
- AGA4114
- AGA4118

PART NO  
**AGA3764**  
PART OF ASSY



Electric steering system kit A3763  
Shown for illustration purpose only



Torque settings

Item No.	Thread Spec.	Torque (Nm)	No. off
T1	M6 x 1.0	8	4
T2	M5 x 0.8	6	7

Adaptor kit parts list

ITEM NO.	PART NUMBER	DrawNo	DESCRIPTION	QTY.
1	F454		Spring washer - M6 DIN127	4
2	F200		Washer - M6 flat - ZP	4
3	B153	002890	Anti-rotation bracket - Rear	1
4	B152	002889	Anti-rotation bracket - Front	1
6	M292	002888	Spline adaptor - Massey	1
7	F453		Screw - M5 x 25 SHCS - ZP	3
10	M307	002938	Adaptor shaft	1
11	F463		Screw - M5x10 SH C/SK - ZP	4
12	AGF481		Screw - M6x14 SHCS - ZP	4

Remove all burrs and sharp edges

**CAD MODEL AVAILABLE**

REV	DATE	ECO	DESCRIPTION	DRWN	APPD
1.0	22/06/09		Production release	RC	MW
1.1	28/07/09	355	M307 was M305, B152 & 153 now at rev. 1.1.	RC	MW
1.2	06/08/09	361	AGF481 were F455	RC	MW

MATERIAL	N/A
MACHINING TOLERANCES	X, ± 1 X.X ± 0.2 X.XX ± AS STATED ANGULAR ± 0.25°
FINISH	N/A
HARNES TOLERANCES	0-300 +5 / -3 300-1000 +10 / -5 1000-3000 +20 / -10 3000-5000 +40 / -20 STRIP LENGTHS +0.5 / -0

DRAWN BY	RC	DATE	06/02/09
CHECKED BY	OM	DATE	17/06/09
ENG APPROVAL	MW	DATE	17/06/09
		14 PARK WAY MAWSON LAKES SOUTH AUSTRALIA 5095	
PHONE: (+618)82033300 FAX: 1300307205 EMAIL: info@kee.com.au WEB: www.kee.com.au		PART OF ASSY PART NUMBER <b>AGA3764</b> PROJECT <b>2129</b> TITLE <b>Adaptor kit - Electric steer unit</b>	

DRAWING NO.	002900	DRAWING STANDARD	AS1100	SECURITY CLASS	CONFIDENTIAL	SHEET SIZE	A3
				REVISION	1.2	SHEET	1 OF 1

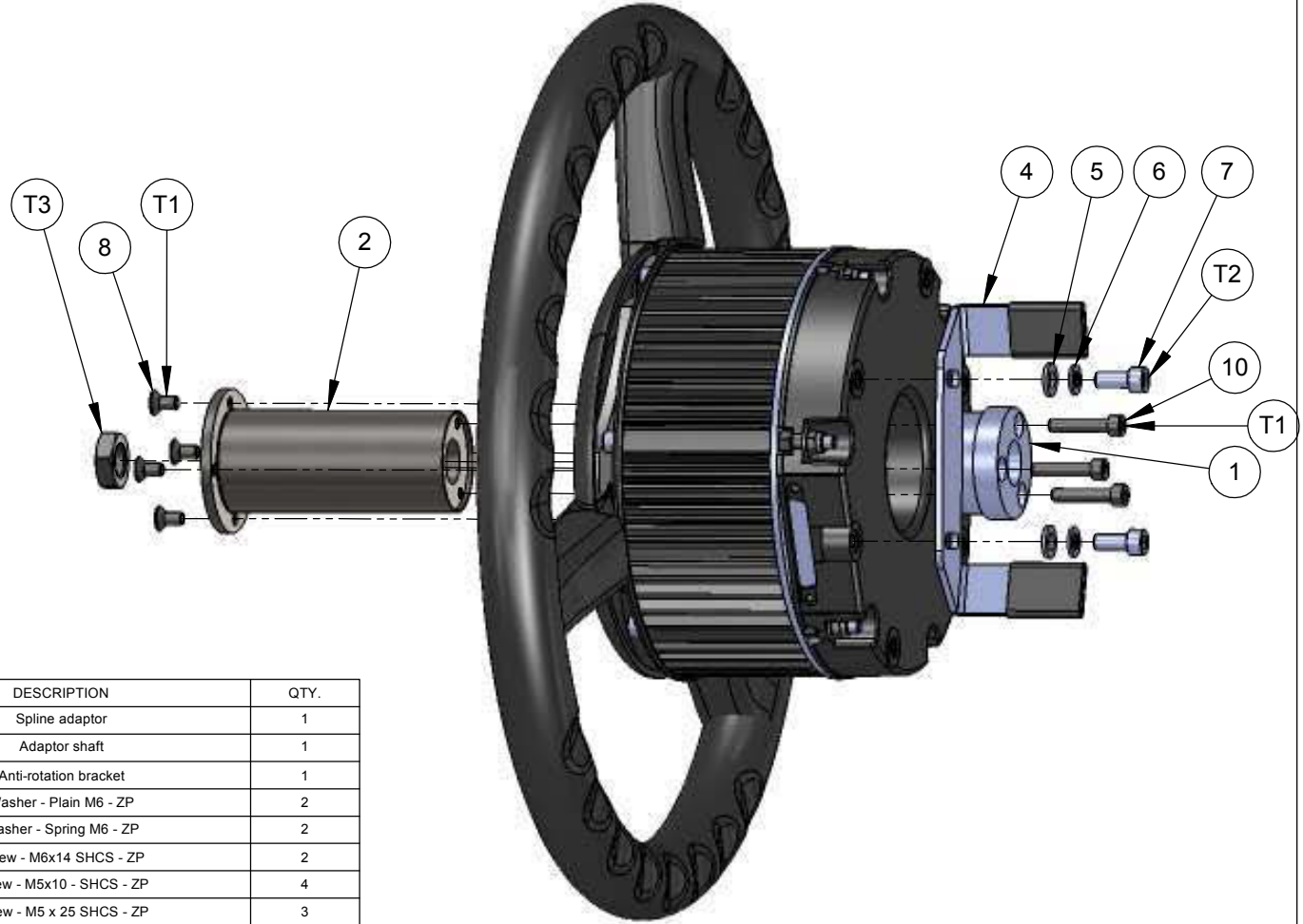
COPYRIGHT: THIS DRAWING IS THE PROPERTY OF TOPCON PRECISION AGRICULTURE. IT MAY NOT BE REPRODUCED IN WHOLE OR IN PART WITHOUT THEIR WRITTEN PERMISSION

UNLESS OTHERWISE STATED, ALL PRINTED COPIES OF THIS DOCUMENT ARE UNCONTROLLED. REFER TO DRAWING REGISTER FOR LATEST RELEASE

PART NO  
**AGA4039**



PART OF ASSY



Torque settings

Item No.	Thread Spec.	Torque (Nm)	No. off
T1	M6 x 1.0	8	4
T2	M5 x 0.8	6	7
T3	M14	Refer OEM spec	1

ITEM NO.	PART NUMBER	DrawNo	DESCRIPTION	QTY.
1	M292	002888	Spline adaptor	1
2	AGM342	003139	Adaptor shaft	1
4	AGB1200	003138	Anti-rotation bracket	1
5	F200		Washer - Plain M6 - ZP	2
6	F454		Washer - Spring M6 - ZP	2
7	AGF481		Screw - M6x14 - SHCS - ZP	2
8	F463		Screw - M5x10 - SHCS - ZP	4
10	F453		Screw - M5 x 25 SHCS - ZP	3

**CAD MODEL AVAILABLE**

Remove all burrs and sharp edges  
3D CAD data is master

REV	DATE	ECO	DESCRIPTION	DRWN	APPD	MATERIAL	MACHINING TOLERANCES	DRAWN BY	DATE	PART OF ASSY	PART NUMBER	PROJECT	SHEET SIZE
1.0	19/02/10		Production release	RC			X ± 1 X.X ± 0.2 X.XX ± AS STATED ANGULAR ± 0.25*	RC	03/10/09		AGA4039	2129	A3
							HARNES TOLERANCES 0-300 +5/-3 300-1000 +10/-5 1000-3000 +20/-10 3000-5000 +40/-20 STRIP LENGTHS +0.5/-0	OM	19/02/10	MACHINE FINISH 3.2	AES-25 Adaptor kit		SCALE 1:1
						FINISH		AD	19/02/10	DO NOT SCALE UNLESS OTHERWISE STATED. ALL DIMENSIONS ARE IN MILLIMETERS.			SHEET 1 OF 1
										14 PARK WAY MAWSON LAKES SOUTH AUSTRALIA 5095	DRAWING NO. 003137	DRAWING STANDARD AS1100	REVISION 1.0
										PHONE: (+618)82033300 FAX: 1300307205 EMAIL: info@kee.com.au WEB: www.kee.com.au	SECURITY CLASS CONFIDENTIAL		

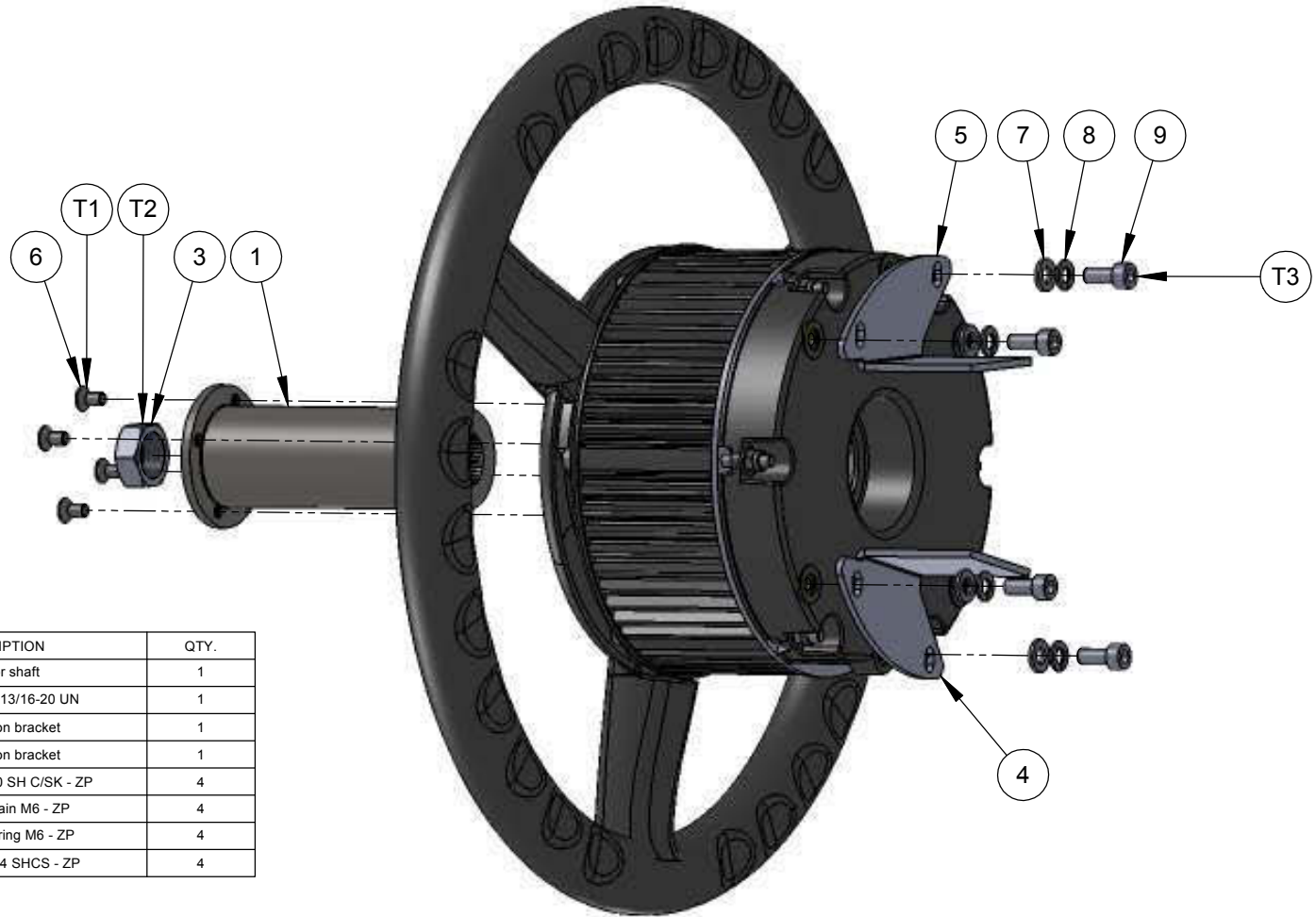
PART NO  
**AGA4110**



PART OF ASSY

Torque settings

Item No.	Thread spec.	Torque (Nm)	No. off
T1	M5 x 0.8	6	4
T2	M6 x 1.0	8	4
T3	13/16 - 20 UN	Refer OEM Spec.	1



ITEM NO.	PART NUMBER	DrawNo	DESCRIPTION	QTY.
1	AGM317	003009	Adaptor shaft	1
3	AGF478	002971	Special Nut - 13/16-20 UN	1
4	B152	002889	Anti-rotation bracket	1
5	B153	002890	Anti-rotation bracket	1
6	F463		Screw - M5 x 10 SH C/SK - ZP	4
7	F200		Washer - Plain M6 - ZP	4
8	F454		Washer - Spring M6 - ZP	4
9	AGF481		Screw - M6x14 SHCS - ZP	4

**CAD MODEL AVAILABLE**

Remove all burrs and sharp edges  
3D CAD data is master

REV	DATE	ECO	DESCRIPTION	DRWN	APPD	MATERIAL	MACHINING TOLERANCES	DRAWN BY	DATE	PART OF ASSY	PART NUMBER	PROJECT	SHEET SIZE	
1.0	03/02/11		Production release	RC	KM		X ± 1 X.X ± 0.2 X.XX ± 0.125 ANGULAR ± 0.25°	RC	04/01/10		AGA4110	2129	A3	
							HARNESSTOLERANCES 0-300 +5/-3 300-1000 +10/-5 1000-3000 +20/-10 3000-5000 +40/-20 STRIP LENGTHS +0.5/-0	OM	03/02/11	MACHINE FINISH 3.2	AES-25 Adaptor kit		SCALE 1:2	
						FINISH		KM	03/02/11	DO NOT SCALE UNLESS OTHERWISE STATED. ALL DIMENSIONS ARE IN MILLIMETERS.			SHEET 1 OF 1	
										14 PARK WAY MAWSON LAKES SOUTH AUSTRALIA 5095	DRAWING NO. 003198	DRAWING STANDARD AS1100	SECURITY CLASS CONFIDENTIAL	REVISION 1.0



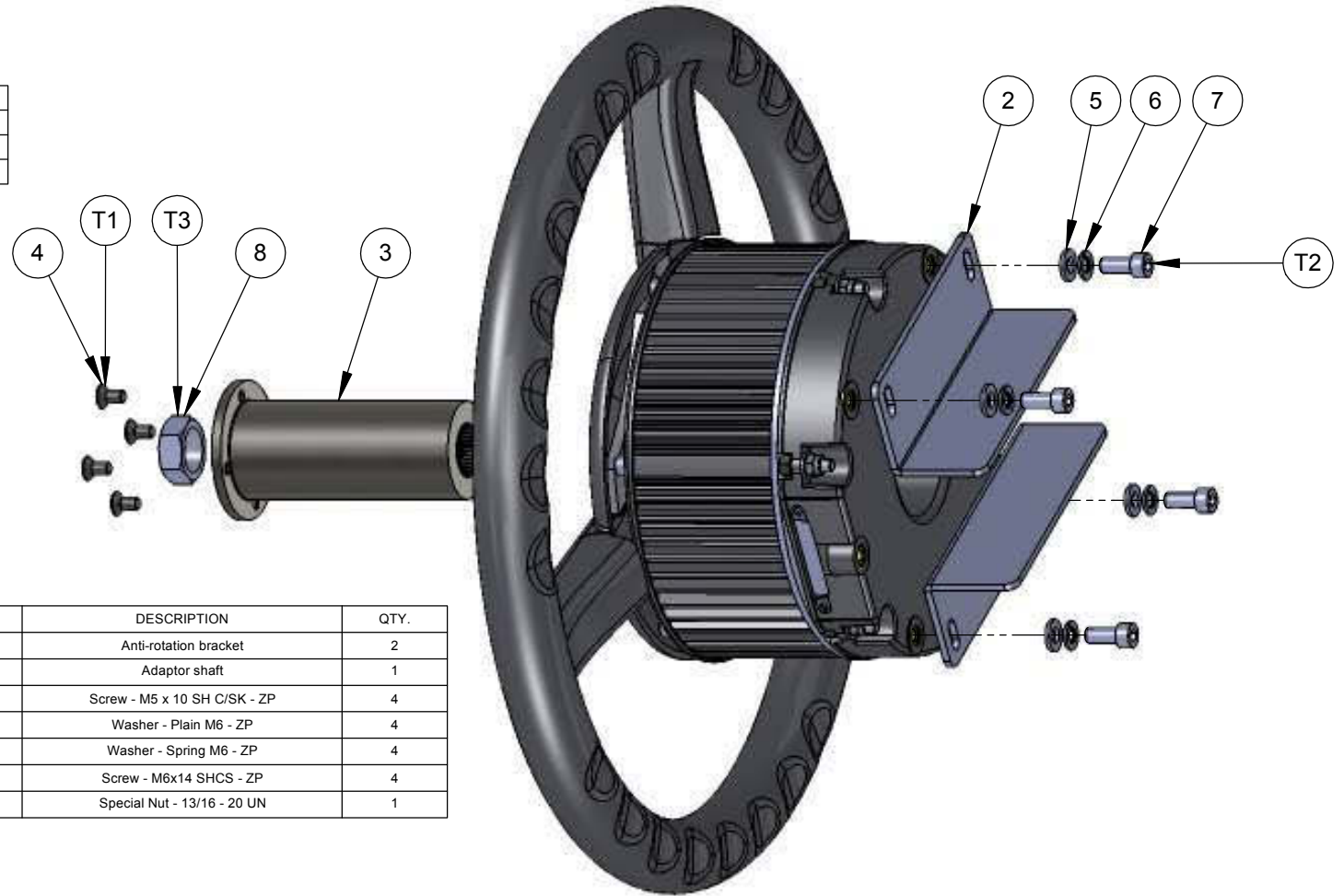
PART NO  
**AGA4111**



PART OF ASSY

Torque settings

Item No.	Thread spec.	Torque (Nm)	No. off
T1	M5 x 0.8	6	4
T2	M6 x 1.0	8	4
T3	13/16-20 UN	Refer OEM	1



ITEM NO.	PART NUMBER	DrawNo	DESCRIPTION	QTY.
2	AGB1211	003200	Anti-rotation bracket	2
3	M312	002950	Adaptor shaft	1
4	F463		Screw - M5 x 10 SH C/SK - ZP	4
5	F200		Washer - Plain M6 - ZP	4
6	F454		Washer - Spring M6 - ZP	4
7	AGF481		Screw - M6x14 SHCS - ZP	4
8	AGF478	002971	Special Nut - 13/16 - 20 UN	1

**CAD MODEL AVAILABLE**

Remove all burrs and sharp edges  
3D CAD data is master

REV	DATE	ECO	DESCRIPTION	CHK	DRWN	APPD	MATERIAL	MACHINING TOLERANCES	DRAWN BY	DATE	PART OF ASSY	PART NUMBER	PROJECT	SHEET SIZE
1.0	20/09/10		Production release	OM	RC	KM		X ± 1 X.X ± 0.2 X.XX ± AS STATED ANGULAR ± 0.25°	RC	05/01/10		AGA4111	2129	A3
								HARNESSTOLERANCES 0-300 +5/-3 300-1000 +10/-5 1000-3000 +20/-10 3000-5000 +40/-20 STRIP LENGTHS +0.5/-0	OM	20/09/10	MACHINE FINISH 3.2	AES-25 Adaptor kit		SCALE 1:2
									KM	20/09/10	DO NOT SCALE UNLESS OTHERWISE STATED. ALL DIMENSIONS ARE IN MILLIMETERS.			SHEET 1 OF 1
												DRAWING NO. 003199	DRAWING STANDARD AS1100	REVISION 1.0
												SECURITY CLASS CONFIDENTIAL		

PART NO  
AGA4114



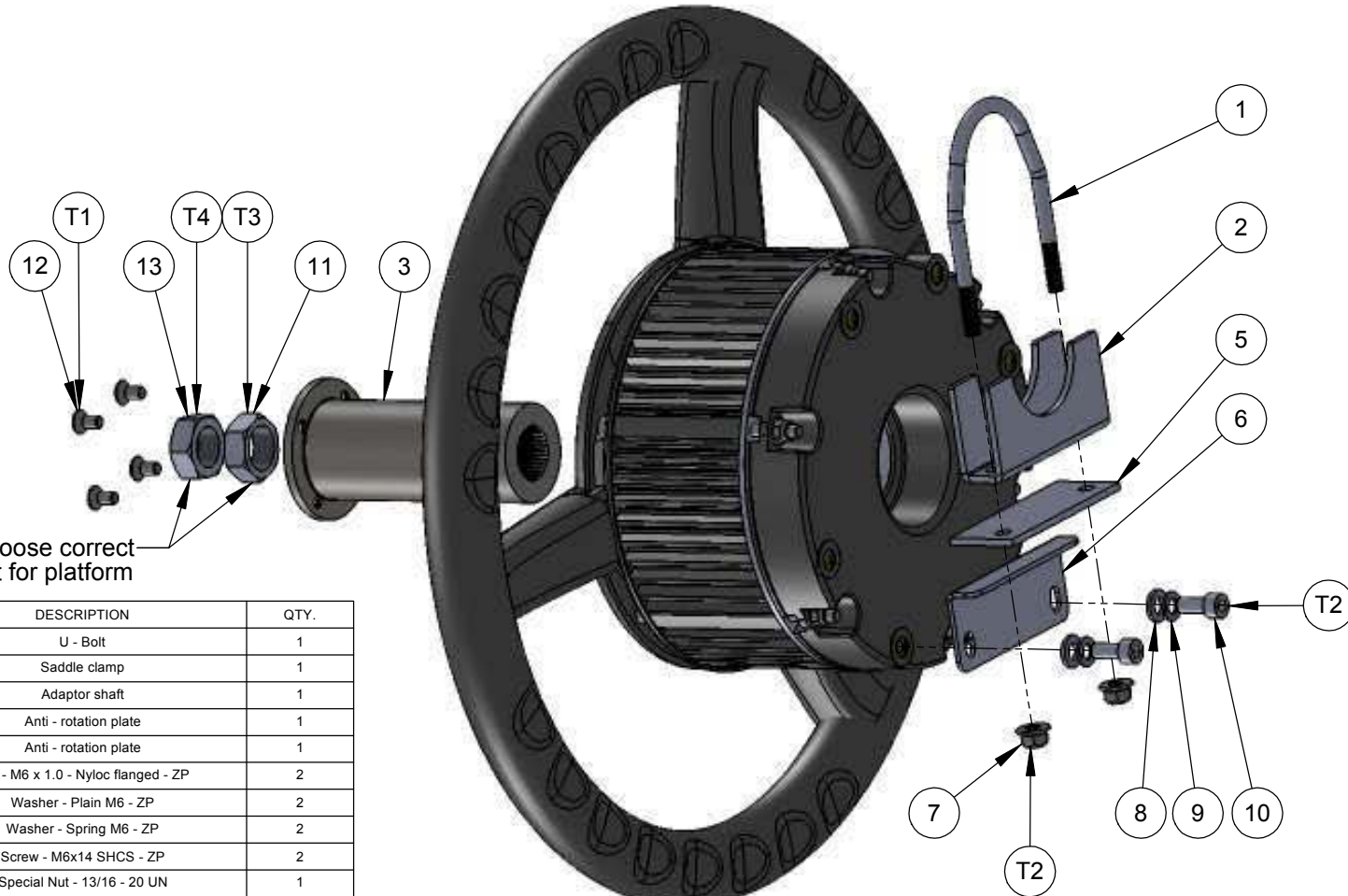
PART OF ASSY

Torque settings

Item No.	Thread spec.	Torque (Nm)	No. off
T1	M5 x 0.8	6	4
T2	M6 x 1.0	8	4
T3	13/16 - 20 UN	Refer OEM	1
T4	M18 x 1.5	Refer OEM	1

Choose correct nut for platform

ITEM NO.	PART NUMBER	DrawNo	DESCRIPTION	QTY.
1	AGB1182	003033	U - Bolt	1
2	AGB1183	003034	Saddle clamp	1
3	M312	002950	Adaptor shaft	1
5	AGB1206	003169	Anti - rotation plate	1
6	AGM336	003113	Anti - rotation plate	1
7	F466		Nut - M6 x 1.0 - Nyloc flanged - ZP	2
8	F200		Washer - Plain M6 - ZP	2
9	F454		Washer - Spring M6 - ZP	2
10	AGF481		Screw - M6x14 SHCS - ZP	2
11	AGF478	002971	Special Nut - 13/16 - 20 UN	1
12	F463		Screw - M5 x 10 SH C/SK - ZP	4
13	AGF470	002966	Nut - Special M18	1



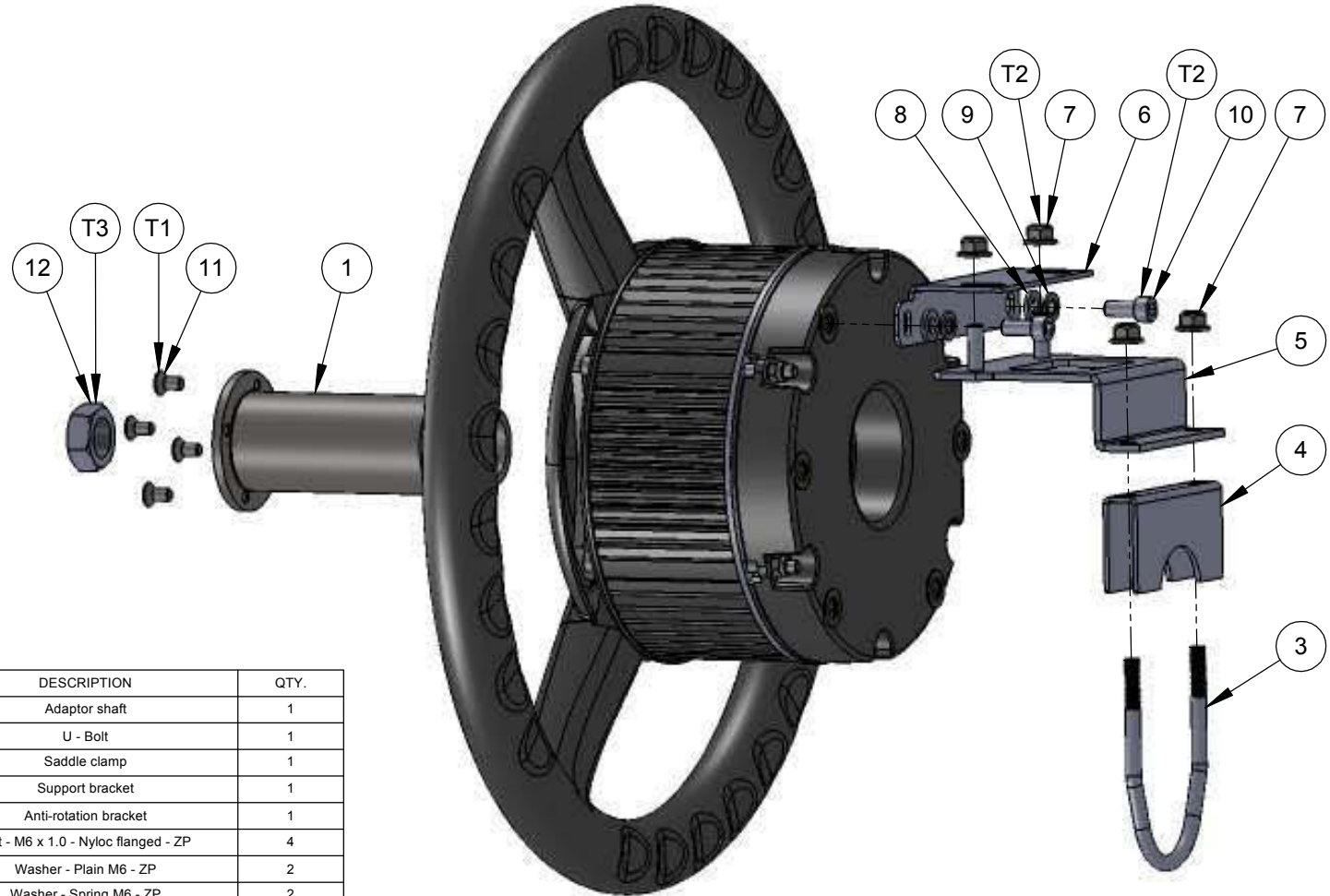
**CAD MODEL AVAILABLE**  
Remove all burrs and sharp edges  
3D CAD data is master

REV	DATE	ECO	DESCRIPTION	DRWN	APPD	MATERIAL	MACHINING TOLERANCES	DRAWN BY	DATE	PART OF ASSY	PART NUMBER	PROJECT	SHEET SIZE	
1.0	02/02/11		Production release	RC	KM		X ± 1 X.X ± 0.2 X.XX ± AS STATED ANGULAR ± 0.25°	RC	06/01/10		AGA4114	2129	A3	
							HARNES TOLERANCES 0-300 +5/-3 300-1000 +10/-5 1000-3000 +20/-10 3000-5000 +40/-20 STRIP LENGTHS +0.5/-0	OM	02/02/11	MACHINE FINISH 3.2	DO NOT SCALE UNLESS OTHERWISE STATED. ALL DIMENSIONS ARE IN MILLIMETERS.	AGA4114	2129	SCALE 1:2
						FINISH		KM	02/02/11	ALL DIMENSIONS UNLESS OTHERWISE STATED	AES-25 Adaptor kit		SHEET 1 OF 1	
										14 PARK WAY MAWSON LAKES SOUTH AUSTRALIA 5095	DRAWING NO. 003203	DRAWING STANDARD AS1100	REVISION 1.0	
										PHONE: (+618)82033300 FAX: 1300307205 EMAIL: info@kee.com.au WEB: www.kee.com.au	SECURITY CLASS CONFIDENTIAL			

PART NO  
**AGA4118**



PART OF ASSY



Torque settings

Item No.	Thread spec.	Torque (Nm)	No. off
T1	M5 x 0.8	6	4
T2	M6 x 1.0	8	6
T3	M18 x 1.5	Refer OEM	1

ITEM NO.	PART NUMBER	DrawNo	DESCRIPTION	QTY.
1	AGM341	003136	Adaptor shaft	1
3	AGB1182	003033	U - Bolt	1
4	AGB1212	003207	Saddle clamp	1
5	AGB1204	003156	Support bracket	1
6	AGB1203	003155	Anti-rotation bracket	1
7	F466		Nut - M6 x 1.0 - Nyloc flanged - ZP	4
8	F200		Washer - Plain M6 - ZP	2
9	F454		Washer - Spring M6 - ZP	2
10	AGF481		Screw - M6x14 SHCS - ZP	2
11	F463		Screw - M5 x 10 SH C/SK - ZP	4
12	AGF470	002966	Nut - Special M18	1

**CAD MODEL AVAILABLE**  
Remove all burrs and sharp edges  
3D CAD data is master

REV	DATE	ECO	DESCRIPTION	DRWN	APPD	MATERIAL	MACHINING TOLERANCES	DRAWN BY	DATE	PART OF ASSY	PART NUMBER	PROJECT	SHEET SIZE	
1.0	03/02/11		Production release	RC	KM		X ± 1 X.X ± 0.2 X.XX ± AS STATED ANGULAR ± 0.25°	RC	11/01/10		AGA4118	2129	A3	
							HARNES TOLERANCES 0-300 +5/-3 300-1000 +10/-5 1000-3000 +20/-10 3000-5000 +40/-20 STRIP LENGTHS +0.5/-0	OM	03/02/11	MACHINE FINISH	3.2	AES-25 Adaptor kit	SCALE 1:2	
						FINISH		KM	03/02/11	DO NOT SCALE UNLESS OTHERWISE STATED. ALL DIMENSIONS ARE IN MILLIMETERS			SHEET 1 OF 1	
										14 PARK WAY MAWSON LAKES SOUTH AUSTRALIA 5095	DRAWING NO. 003206	DRAWING STANDARD AS1100	SECURITY CLASS CONFIDENTIAL	REVISION 1.0

# ***System 350***

## ***AES-25 Electric Steering***

### ***Vehicle Adaptor Kits***

#### ***AGCO***



*AES-25 Electric Steering*

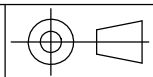
*X30 Console*

#### **Contents**

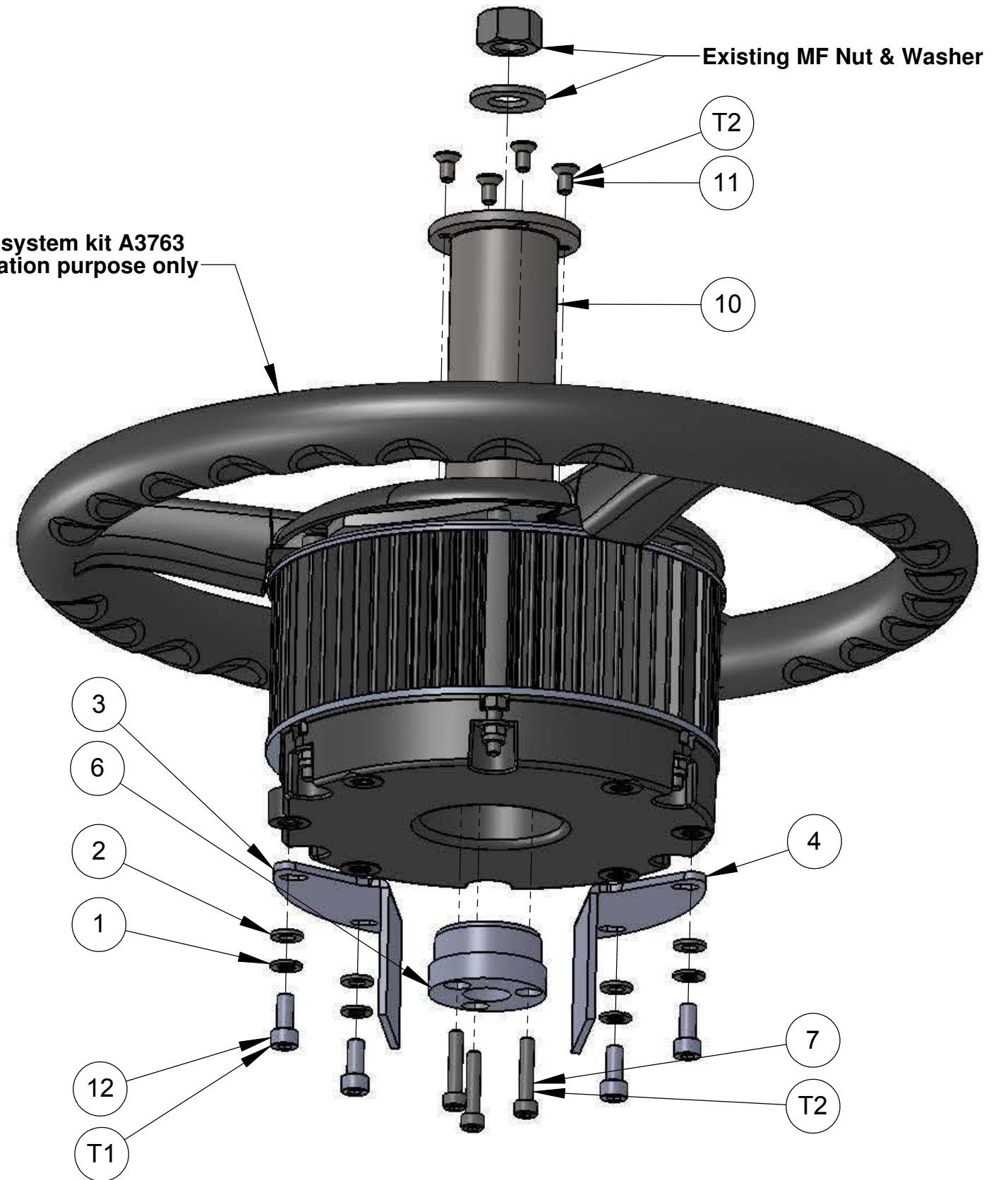
- AGA3764
- AGA3977
- AGA3979
- AGA3982
- AGA4039
- AGA4025



PART NO  
**AGA3764**  
PART OF ASSY



Electric steering system kit A3763  
Shown for illustration purpose only



Torque settings

Item No.	Thread Spec.	Torque (Nm)	No. off
T1	M6 x 1.0	8	4
T2	M5 x 0.8	6	7

Adaptor kit parts list

ITEM NO.	PART NUMBER	DrawNo	DESCRIPTION	QTY.
1	F454		Spring washer - M6 DIN127	4
2	F200		Washer - M6 flat - ZP	4
3	B153	002890	Anti-rotation bracket - Rear	1
4	B152	002889	Anti-rotation bracket - Front	1
6	M292	002888	Spline adaptor - Massey	1
7	F453		Screw - M5 x 25 SHCS - ZP	3
10	M307	002938	Adaptor shaft	1
11	F463		Screw - M5x10 SH C/SK - ZP	4
12	AGF481		Screw - M6x14 SHCS - ZP	4

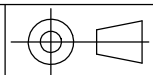
Remove all burrs and sharp edges

**CAD MODEL AVAILABLE**

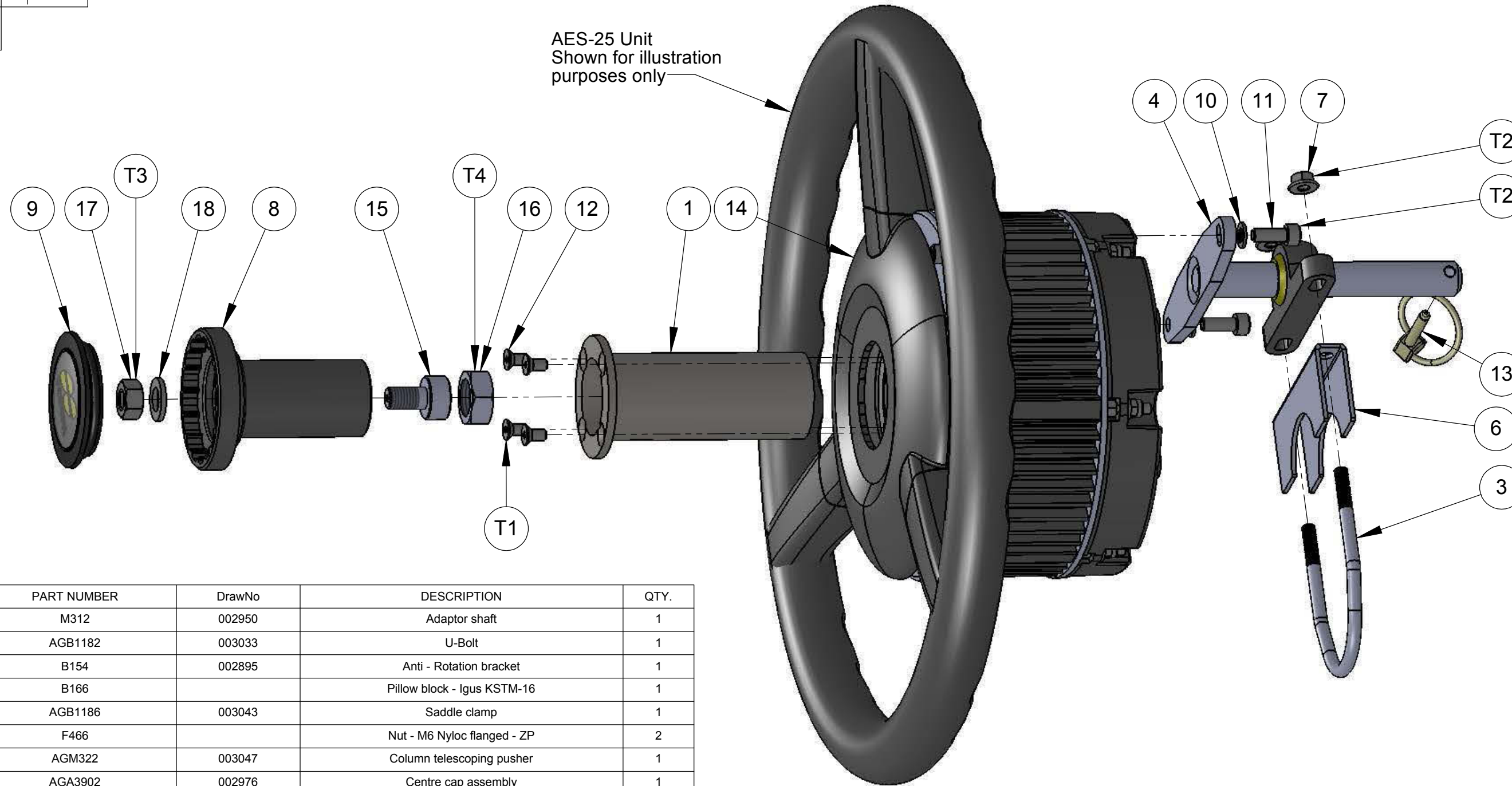
REV	DATE	ECO	DESCRIPTION	DRWN	APPD	MATERIAL	MACHINING TOLERANCES	DRAWN BY	DATE	PART OF ASSY	PART NUMBER	PROJECT	SHEET SIZE
1.0	22/06/09		Production release	RC	MW	N/A	X ± 1 X.X ± 0.2 X.XX ± AS STATED ANGULAR ± 0.25°	RC	06/02/09		AGA3764	2129	A3
1.1	28/07/09	355	M307 was M305, B152 & 153 now at rev. 1.1.	RC	MW			OM	17/06/09	MACHINE FINISH 3.2			SCALE 1:2
1.2	06/08/09	361	AGF481 were F455	RC	MW			MW	17/06/09	DO NOT SCALE UNLESS OTHERWISE STATED. ALL DIMENSIONS ARE IN MILLIMETERS	Adaptor kit - Electric steer unit		SHEET 1 OF 1
						FINISH N/A	HARNES TOLERANCES 0-300 +5 / -3 300-1000 +10 / -5 1000-3000 +20 / -10 3000-5000 +40 / -20 STRIP LENGTHS +0.5 / -0	14 PARK WAY MAWSON LAKES SOUTH AUSTRALIA 5095 PHONE: (+618)82033300 FAX: 1300307205 EMAIL: info@kee.com.au WEB: www.kee.com.au		DRAWING NO. 002900	DRAWING STANDARD AS1100	SECURITY CLASS CONFIDENTIAL	REVISION 1.2

PART NO  
**AGA3977**

PART OF ASSY



AES-25 Unit  
Shown for illustration  
purposes only



ITEM NO.	PART NUMBER	DrawNo	DESCRIPTION	QTY.
1	M312	002950	Adaptor shaft	1
3	AGB1182	003033	U-Bolt	1
4	B154	002895	Anti - Rotation bracket	1
5	B166		Pillow block - Igus KSTM-16	1
6	AGB1186	003043	Saddle clamp	1
7	F466		Nut - M6 Nyloc flanged - ZP	2
8	AGM322	003047	Column telescoping pusher	1
9	AGA3902	002976	Centre cap assembly	1
10	F454		Washer - M6 Spring - ZP	2
11	F455		Screw - M6 x 16 SHCS - ZP	2
12	F463		Screw - M5 x 10 SH C/SK - ZP	4
13	F465		Lynchpin - 3/16 x 1/1/4"	1
14	M303	002931	Steering wheel centre cover	1
15	AGA3978	003048	Button housing assembly	1
16	AGF491	003044	Nut - Special 3/4-16 UNF	1
17	AGF426		Nut - M10 Std. - Galv	1
18	AGF440		Washer - Plain M10 Galv	1

Torque settings

Item No.	Thread spec.	Torque (Nm)	No. off
T1	M5 x 0.8	6	4
T2	M6 x 1.0	8	4
T3	M10 x 1.5	5	1
T4	3/4-16 UNF	Refer OEM spec.	1

**CAD MODEL AVAILABLE**  
Remove all burrs and sharp edges  
3D CAD data is master

REV	DATE	ECO	DESCRIPTION	DRWN	APPD	MATERIAL
1.0	14/10/09		Production release	RC	MW	

MACHINING TOLERANCES  
X ± 1  
XX ± 0.2  
XXX ± AS STATED  
ANGULAR ± 0.25°

HARNES TOLERANCES  
0-300 +5 / -3  
300-1000 +10 / -5  
1000-3000 +20 / -10  
3000-5000 +40 / -20  
STRIP LENGTHS +0.5 / -0

DRAWN BY RC  
CHECKED BY OM  
ENG APPROVAL MW

DATE 03/09/09  
DATE 16/10/09  
DATE 16/10/09

PART OF ASSY  
MACHINE FINISH 3.2  
ALL ROUND UNLESS OTHERWISE STATED

DO NOT SCALE UNLESS OTHERWISE STATED. ALL DIMENSIONS ARE IN MILLIMETERS

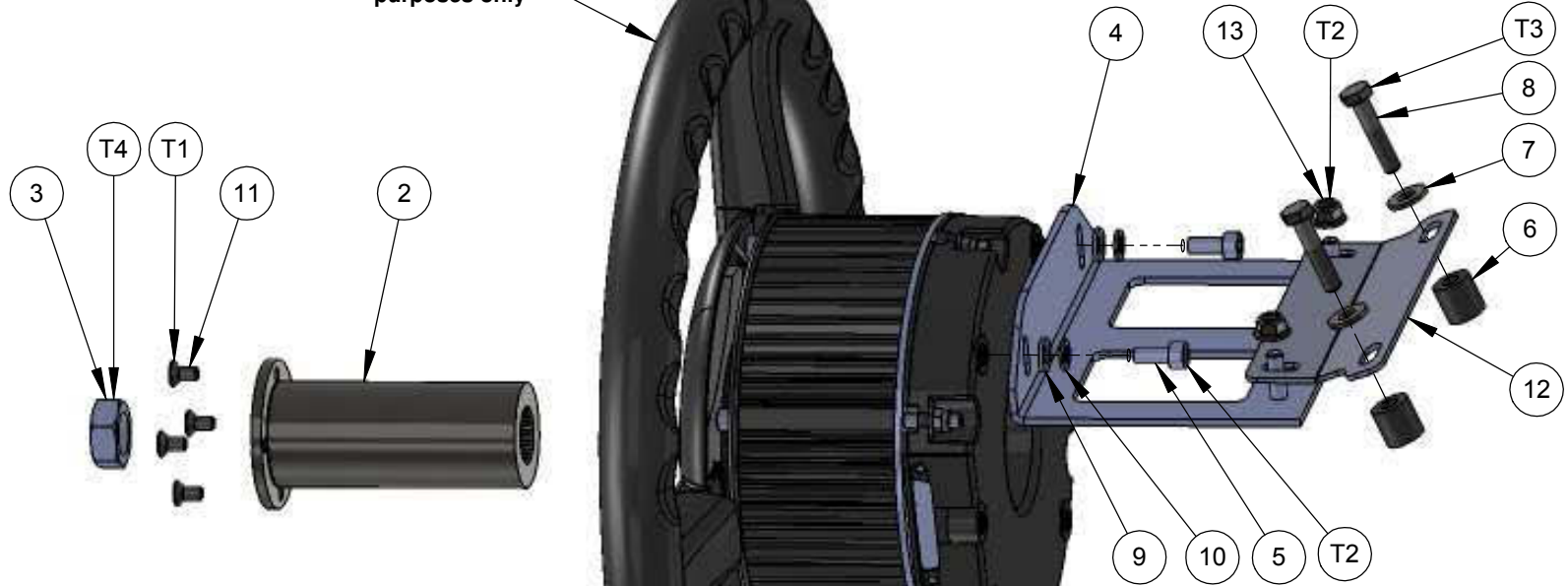
PART NUMBER	PROJECT	SHEET SIZE
AGA3977	2129	A3
TITLE	SCALE	SHEET
Adaptor kit - AES-25	1:2	1 OF 1
DRAWING NO.	DRAWING STANDARD	SECURITY CLASS
003042	AS1100	CONFIDENTIAL
REVISION	1.0	

PART NO  
**AGA3979**



PART OF ASSY

**AES-25 Unit  
Shown for illustration  
purposes only**



ITEM NO.	PART NUMBER	DrawNo	DESCRIPTION	QTY.
2	M312	002950	Adaptor shaft	1
3	AGF487	003020	Special nut - 3/4" UNC	1
4	AGB1189	003050	Anti-rotation bracket	1
5	AGF481		Screw - M6x14 SHCS - ZP	2
6	AGM323	003052	Console bracket spacer	2
7	F150		Washer - 1/4" Flat - ZP	2
8	AGF512		Screw - 1/4 UNC x 1-1/4" Hex Hd - ZP	2
9	F200		Washer - Plain M6 - ZP	2
10	F454		Washer - Spring M6 - ZP	2
11	F463		Screw - M5 x 10 SH C/SK - ZP	4
12	AGB1190	003051	Anti-rotation bracket	1
13	F466		Nut - M6 x 1.0 - Nyloc flanged - ZP	2

**Torque settings**

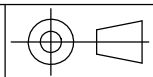
Item No.	Thread spec.	Torque (Nm)	No. off
T1	M5x0.8	6	4
T2	M6x1.0	8	2
T3	1/4" UNC	8	2
T4	3/4" UNF	Refer OEM spec.	1

**CAD MODEL AVAILABLE**  
Remove all burrs and sharp edges  
3D CAD data is master

REV	DATE	ECO	DESCRIPTION	CHK	DRWN	APPD	MATERIAL	MACHINING TOLERANCES	DRAWN BY	DATE	PART OF ASSY	PART NUMBER	PROJECT	SHEET SIZE	
1.0	18/12/09		Production release		RC	MW		0-300 +5/-3 300-1000 +10/-5 1000-3000 +20/-10 3000-5000 +40/-20 STRIP LENGTHS +0.5/-0	RC	18/12/09	PART OF ASSY	AGA3979	2129	A3	
1.1	03/03/10	C0245	AGF512 & F150 replaces AGF492		RC	OM		X ± 1 XX ± 0.2 XXX ± 0.25	OM	18/12/09	MACHINE FINISH 3.2	AGA3979	2129	SCALE 1:2	
1.2	13/10/10	537	2 piece bracket arrangement	OM	RC	KM		DO NOT SCALE UNLESS OTHERWISE STATED. ALL DIMENSIONS ARE IN MILLIMETERS.	MW	18/12/09	14 PARK WAY MAWSON LAKES SOUTH AUSTRALIA 5095	AES-25 Adaptor kit	2129	SHEET 1 OF 1	
											PHONE: (+618)82033300 FAX: 1300307205 EMAIL: info@kee.com.au WEB: www.kee.com.au	DRAWING NO. 003049	DRAWING STANDARD AS1100	SECURITY CLASS CONFIDENTIAL	REVISION 1.2



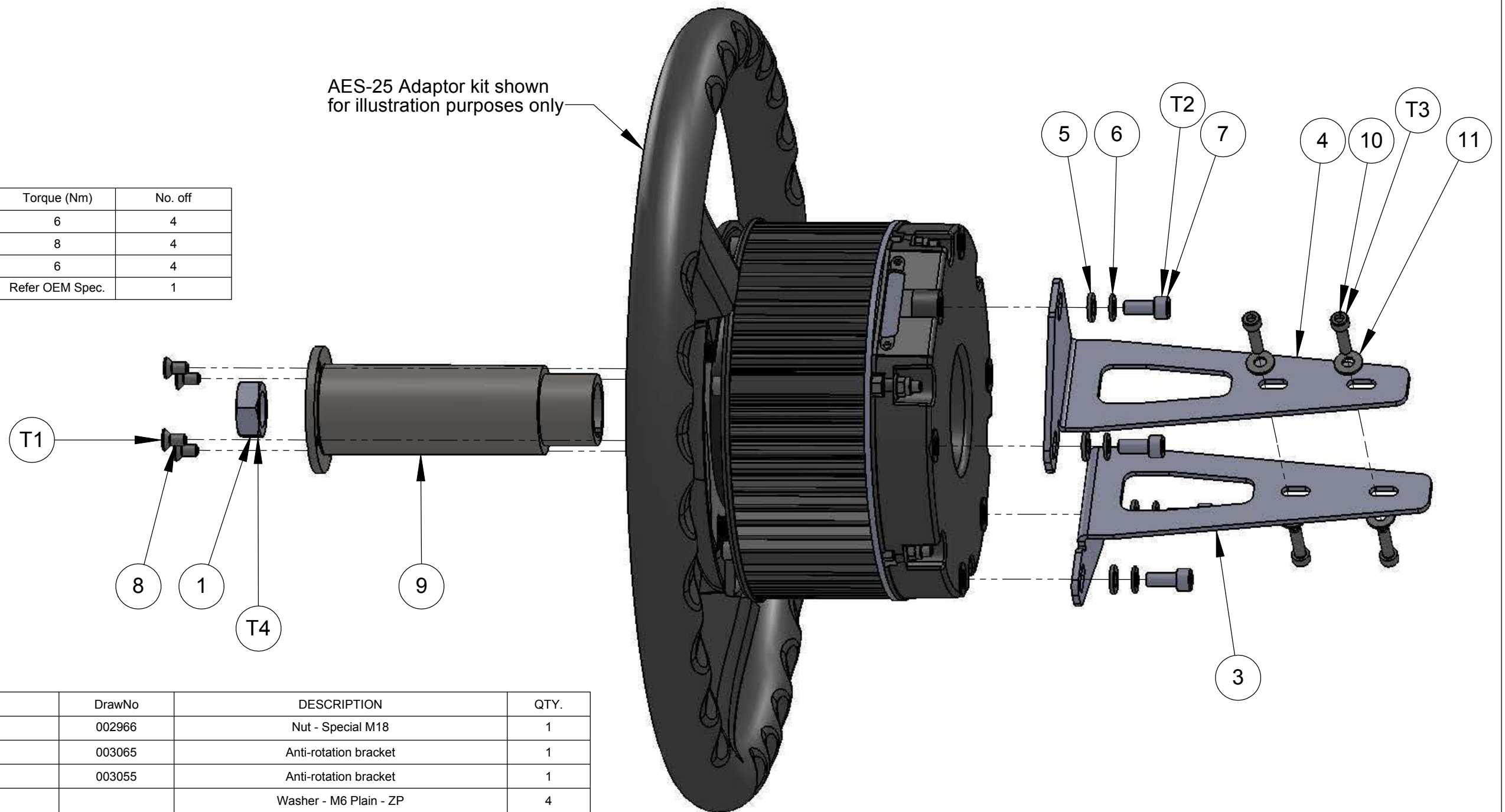
PART NO  
**AGA3982**  
PART OF ASSY



AES-25 Adaptor kit shown for illustration purposes only

Torque settings

Item No.	Thread spec.	Torque (Nm)	No. off
T1	M5x0.8	6	4
T2	M6x1.0	8	4
T3	3/16" - 24	6	4
T4	M18 x 1.5	Refer OEM Spec.	1



ITEM NO.	PART NUMBER	DrawNo	DESCRIPTION	QTY.
1	AGF470	002966	Nut - Special M18	1
3	AGB1192	003065	Anti-rotation bracket	1
4	AGB1191	003055	Anti-rotation bracket	1
5	F200		Washer - M6 Plain - ZP	4
6	F454		Washer - M6 Spring - ZP	4
7	AGF481		Screw - M6x14 SHCS - ZP	4
8	F463		Screw - M5 x 10 SH C/SK - ZP	4
9	AGM325	003057	Adaptor shaft	1
10	AGF501		Screw 3/16 x 3/4 BSW - SHCS - ZP	4
11	AGF502		Washer BRT 3/16 x 7/16x20 - ZP	4

**CAD MODEL AVAILABLE**

Remove all burrs and sharp edges  
3D CAD data is master

REV	DATE	ECO	DESCRIPTION	DRWN	APPD	MATERIAL
1.0	05/11/09		Production release	RC	MW	
1.0.1	30/11/09		Item 9 label corrected	RC	MW	
1.0.2	10/12/09		AGF493 screws unavailable, replaced with 501,502	RC	MW	
						FINISH

MACHINING TOLERANCES  
X: ± 1  
XX ± 0.2  
XXX ± AS STATED  
ANGULAR ± 0.25°

HARNES TOLERANCES  
0-300 +5 / -3  
300-1000 +10 / -5  
1000-3000 +20 / -10  
3000-5000 +40 / -20  
STRIP LENGTHS +0.5 / -0

DRAWN BY RC  
CHECKED BY OM  
ENG APPROVAL MW

DATE 11/09/09  
DATE 05/11/09  
DATE 05/11/09

PART OF ASSY  
MACHINE FINISH 3.2  
ALL ROUND UNLESS OTHERWISE STATED

DO NOT SCALE UNLESS OTHERWISE STATED. ALL DIMENSIONS ARE IN MILLIMETERS

PART NUMBER <b>AGA3982</b>	PROJECT <b>2129</b>	SHEET SIZE <b>A3</b>
TITLE <b>AES-25 Adaptor kit</b>		SCALE <b>1:1</b>
DRAWING NO. 003054	DRAWING STANDARD AS1100	SECURITY CLASS CONFIDENTIAL
		SHEET <b>1 OF 1</b>
		REVISION <b>1.0.2</b>

COPYRIGHT: THIS DRAWING IS THE PROPERTY OF TOPCON PRECISION AGRICULTURE. IT MAY NOT BE REPRODUCED IN WHOLE OR IN PART WITHOUT THEIR WRITTEN PERMISSION

UNLESS OTHERWISE STATED, ALL PRINTED COPIES OF THIS DOCUMENT ARE UNCONTROLLED. REFER TO DRAWING REGISTER FOR LATEST RELEASE



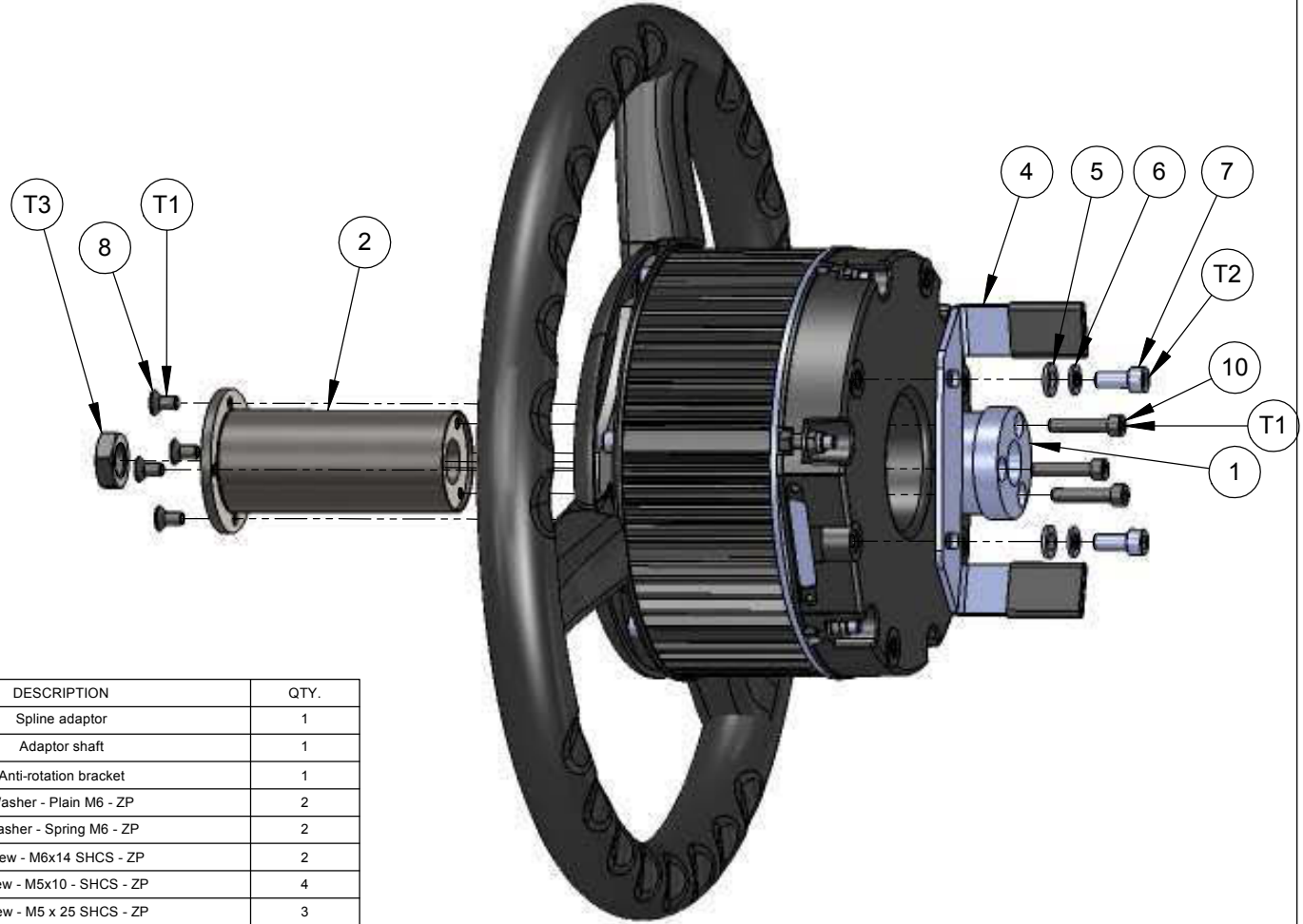
PART NO  
**AGA4039**



PART OF ASSY

Torque settings

Item No.	Thread Spec.	Torque (Nm)	No. off
T1	M6 x 1.0	8	4
T2	M5 x 0.8	6	7
T3	M14	Refer OEM spec	1



ITEM NO.	PART NUMBER	DrawNo	DESCRIPTION	QTY.
1	M292	002888	Spline adaptor	1
2	AGM342	003139	Adaptor shaft	1
4	AGB1200	003138	Anti-rotation bracket	1
5	F200		Washer - Plain M6 - ZP	2
6	F454		Washer - Spring M6 - ZP	2
7	AGF481		Screw - M6x14 SHCS - ZP	2
8	F463		Screw - M5x10 - SHCS - ZP	4
10	F453		Screw - M5 x 25 SHCS - ZP	3


**CAD MODEL AVAILABLE**

Remove all burrs and sharp edges  
3D CAD data is master

REV	DATE	ECO	DESCRIPTION	DRWN	APPD	MATERIAL	MACHINING TOLERANCES	DRAWN BY	DATE	PART OF ASSY	PART NUMBER	PROJECT	SHEET SIZE
1.0	19/02/10		Production release	RC			X ± 1 X.X ± 0.2 X.XX ± AS STATED ANGULAR ± 0.25*	RC	03/10/09		AGA4039	2129	A3
								OM	19/02/10				SCALE 1:1
								AD	19/02/10				SHEET 1 OF 1
						FINISH	HARNES TOLERANCES 0-300 +5 / -3 300-1000 +10 / -5 1000-3000 +20 / -10 3000-5000 +40 / -20 STRIP LENGTHS +0.5 / -0	AD					REVISION 1.0
								TOPCON					DRAWING NO. 003137
													DRAWING STANDARD AS1100
													SECURITY CLASS CONFIDENTIAL

PART NO  
**AGA4025**

PART OF ASSY



Torque settings

Item No.	Thread spec.	Torque (Nm)	No. off
T1	M5x0.8	6	6
T2	M6x1.0	8	2
T3	M18 x 1.5	Refer OEM spec.	1


AES-25 Unit shown  
for illustration purposes only



ITEM NO.	PART NUMBER	DrawNo	DESCRIPTION	QTY.
1	AGM335	003112	Adaptor shaft	1
3	AGB1198	003116	Clamp	1
4	AGM337	003115	Clamp	1
5	AGF481		Screw - M6x14 SHCS - ZP	2
6	AGF470	002966	Nut - Special M18	1
7	AGM336	003113	Anti - rotation plate	1
8	F460		Screw - M5 x 25 SHCS - ZP	2
9	F463		Screw - M5 x 10 SH C/SK - ZP	4
10	F200		Washer - Plain M6 - ZP	2
11	F454		Washer - Spring M6 - ZP	2
12	F453		Screw - M5 x 25 SHCS - ZP	2
13	AGF547		Pin - split M4 x 40 - Steel plain finish - Slotted	3

**CAD MODEL AVAILABLE**  
Remove all burrs and sharp edges  
3D CAD data is master

REV	DATE	ECO	DESCRIPTION	DRWN	APPD	MATERIAL
1.0	05/11/09		Production release	RC	MW	
1.0.1	06/09/11	CO504	F453s were F460s. Item 13 added	RC	KM	
					OM	FINISH

MACHINING TOLERANCES X ± 1 XX ± 0.2 XXX ± AS STATED ANGULAR ± 0.25°	DRAWN BY <b>RC</b>	DATE <b>13/10/09</b>	PART OF ASSY	PART NUMBER <b>AGA4025</b>	PROJECT <b>2129</b>	SHEET SIZE <b>A3</b>
HARNESSTOLERANCES 0-300 +5/-3 300-1000 +10/-5 1000-3000 +20/-10 3000-5000 +40/-20 STRIP LENGTHS +0.5/-0	ENGINEERED BY <b>OM</b>	DATE <b>05/11/09</b>	MACHINE FINISH <b>3.2</b>	TITLE <b>AES-25 Adaptor kit</b>		SCALE <b>1:2</b>
	END APPROVAL <b>MW</b>	DATE <b>05/11/09</b>	DO NOT SCALE UNLESS OTHERWISE STATED. ALL DIMENSIONS ARE IN MILLIMETERS.	DRAWING NO. <b>003114</b>	DRAWING STANDARD <b>AS1100</b>	SHEET <b>1 OF 1</b>
	 14 PARK WAY MAWSON LAKES SOUTH AUSTRALIA 5095 PHONE: (+618)82033300 FAX: 1300307205 EMAIL: info@kee.com.au WEB: www.kee.com.au		SECURITY CLASS <b>CONFIDENTIAL</b>	REVISION <b>1.0.1</b>		

# *System 350*

## *AES-25 Electric Steering Vehicle Adaptor Kits Self-Propelled Applicator*



*AES-25 Electric Steering*

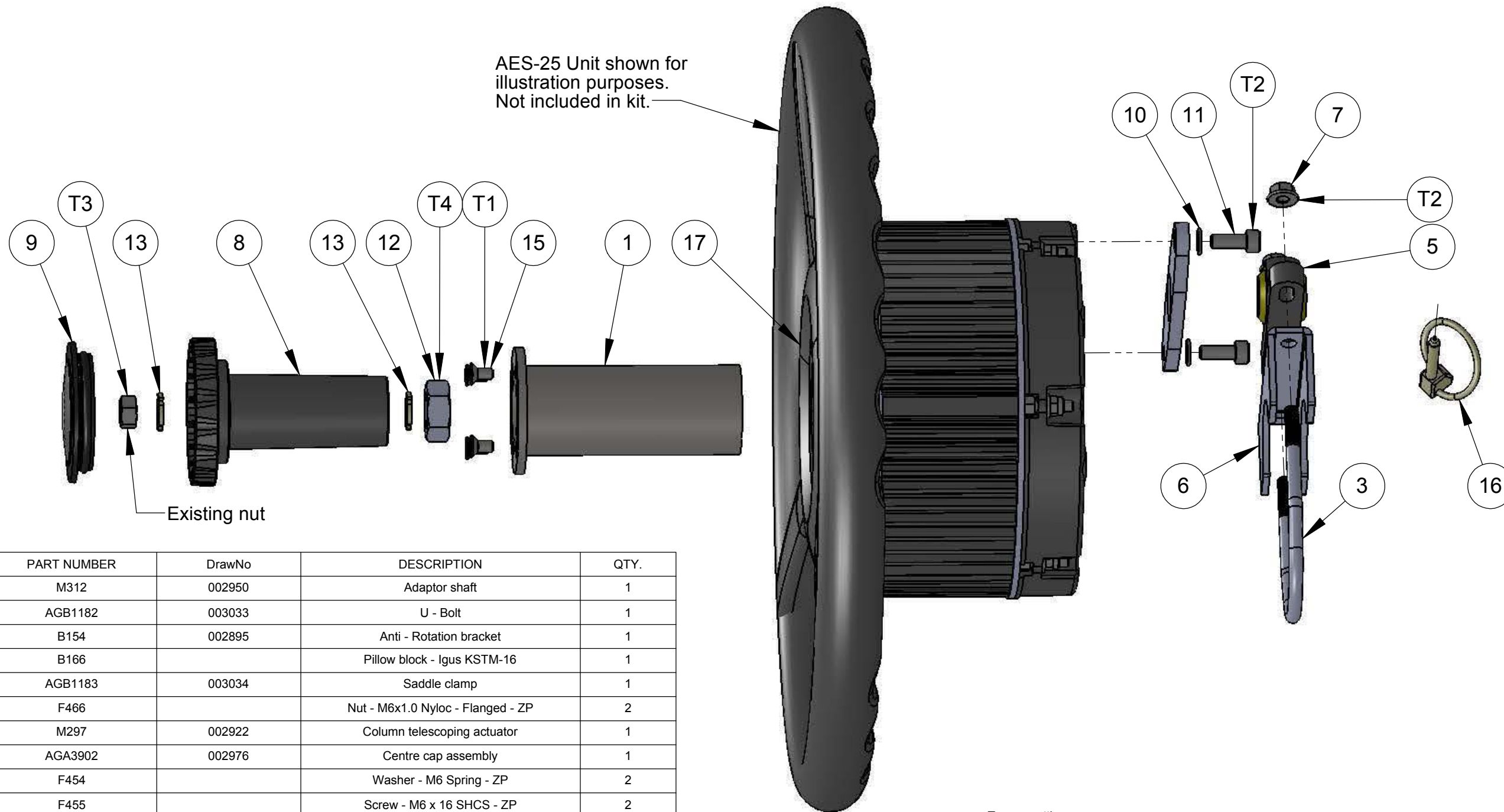
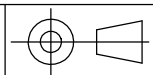
*X30 Console*

### **Contents**

- AGA4037
- AGA4138

PART NO  
**AGA4037**

PART OF ASSY



Existing nut

AES-25 Unit shown for illustration purposes. Not included in kit.

ITEM NO.	PART NUMBER	DrawNo	DESCRIPTION	QTY.
1	M312	002950	Adaptor shaft	1
3	AGB1182	003033	U - Bolt	1
4	B154	002895	Anti - Rotation bracket	1
5	B166		Pillow block - Igus KSTM-16	1
6	AGB1183	003034	Saddle clamp	1
7	F466		Nut - M6x1.0 Nyloc - Flanged - ZP	2
8	M297	002922	Column telescoping actuator	1
9	AGA3902	002976	Centre cap assembly	1
10	F454		Washer - M6 Spring - ZP	2
11	F455		Screw - M6 x 16 SHCS - ZP	2
12	AGF478	002966	Nut - Special	1
13	M298	002923	Column telescoping actuator plate	2
15	F463		Screw - M5 x 10 SH C/SK - ZP	4
16	F465		Lynchpin 3/16" x 1-1/4"	1
17	M303	002931	Steering wheel centre cover	1

Torque settings

Item No.	Thread spec.	Torque (Nm)	No. off
T1	M5 x 0.8	6	4
T2	M6 x 1.0	8	4
T3	M8 x 1.25	Refer OEM spec.	1
T4	13/16 UN - 20	Refer OEM spec.	1

**CAD MODEL AVAILABLE**  
Remove all burrs and sharp edges  
3D CAD data is master

REV	DATE	ECO	DESCRIPTION	DRWN	APPD	MATERIAL	MACHINING TOLERANCES	DRAWN BY	DATE	PART OF ASSY	PART NUMBER	PROJECT	SHEET SIZE
1.0	26/10/09		Production release	RC	MW		X ± 1 XX ± 0.2 XXX ± AS STATED ANGULAR ± 0.25°	RC	26/10/09		AGA4037	2129	A3
1.0.1	11/11/09		Balloon added to item 5	RC	MW			OM	28/10/09				SCALE 1:2
								MW	28/10/09		Adaptor kit - AES-25		SHEET 1 OF 1
							HARNES TOLERANCES 0-300 +5 / -3 300-1000 +10 / -5 1000-3000 +20 / -10 3000-5000 +40 / -20 STRIP LENGTHS +0.5 / -0						REVISION 1.0.1
											DRAWING NO. 003133	DRAWING STANDARD AS1100	SECURITY CLASS CONFIDENTIAL

**TOPCON**  
Precision Agriculture  
14 PARK WAY  
MAWSON LAKES  
SOUTH AUSTRALIA  
5095  
PHONE: (+618)82033300  
FAX: 1300307205  
EMAIL: info@kee.com.au  
WEB: www.kee.com.au

COPYRIGHT: THIS DRAWING IS THE PROPERTY OF TOPCON PRECISION AGRICULTURE. IT MAY NOT BE REPRODUCED IN WHOLE OR IN PART WITHOUT THEIR WRITTEN PERMISSION

UNLESS OTHERWISE STATED, ALL PRINTED COPIES OF THIS DOCUMENT ARE UNCONTROLLED. REFER TO DRAWING REGISTER FOR LATEST RELEASE



PART NO  
**AGA4138**



PART OF ASSY



Torque settings

Item No.	Thread spec.	Torque (Nm)	No. off
T1	M5 x 0.8	6	4
T2	M6 x 1.0	8	9
T3	M14	Refer OEM spec	1

ITEM NO.	PART NUMBER	DrawNo	DESCRIPTION	QTY.
1	AGM358	003218	Adaptor shaft	1
3	B154	002895	Anti-rotation bracket	1
4	B166		Pillow block - Igus KSTM-16	1
5	AGB1215	003215	U-Bolt	1
6	AGB1216	003216	Saddle clamp	1
7	F466		Nut - M6 x 1.0 - Nyloc flanged - ZP	6
8	AGB1217	003217	Anti-rotation bracket	1
9	F200		Washer - Plain M6 - ZP	3
10	F454		Washer - Spring M6 - ZP	3
11	AGF481		Screw - M6x14 SHCS - ZP	3
12	F463		Screw - M5 x 10 SH C/SK - ZP	4
14	AGF509		Bolt - Hex Hd 5/16"-18 UNC - Full thread - ZP	1
15	F456		Washer - M8 Spring - ZP	2
16	M297	002922	Column telescoping actuator	1
17	AGM315	002970	Column telescoping actuator plate	1
18	AGF514		Nut - 5/16 UNC Plain - ZP	1
19	F083		Washer - M8 Plain - ZP	1
20	AGA3902	002976	Centre cap assembly	1
21	M303	002931	Steering wheel centre cover	1

**CAD MODEL AVAILABLE**  
Remove all burrs and sharp edges

REV	DATE	ECO	DESCRIPTION	DRWN	APPD	MATERIAL	MACHINING TOLERANCES	DRAWN BY	DATE	PART OF ASSY	PART NUMBER	PROJECT	SHEET SIZE	
1.0	19/02/10		Production release	RC	AD		X ± 1 X.X ± 0.2 X.XX ± 0.125	RC	19/01/10		AGA4138	2129	A3	
1.0.1	22/03/10		Item 18 corrected from F030 (M8)	RC	AD		XXX ± 0.25* ANGULAR ± 0.25*	OM	19/02/10				SCALE 1:2	
						FINISH	HARNESSTOLERANCES 0-300 +5/-3 300-1000 +10/-5 1000-3000 +20/-10 3000-5000 +40/-20 STRIP LENGTHS +0.5/-0	AD	19/02/10	MACHINE FINISH 3.2	DO NOT SCALE UNLESS OTHERWISE STATED. ALL DIMENSIONS ARE IN MILLIMETERS	TITLE AES-25 Adaptor kit	SHEET 1 OF 1	
											DRAWING NO. 003214	DRAWING STANDARD AS1100	SECURITY CLASS CONFIDENTIAL	REVISION 1.0.1

# *System 350*

## *AES-25 Electric Steering Vehicle Adaptor Kits Valtra*



*AES-25 Electric Steering*

*X30 Console*

### **Contents**

- AGA4039
- AGA4126
- AGA4145

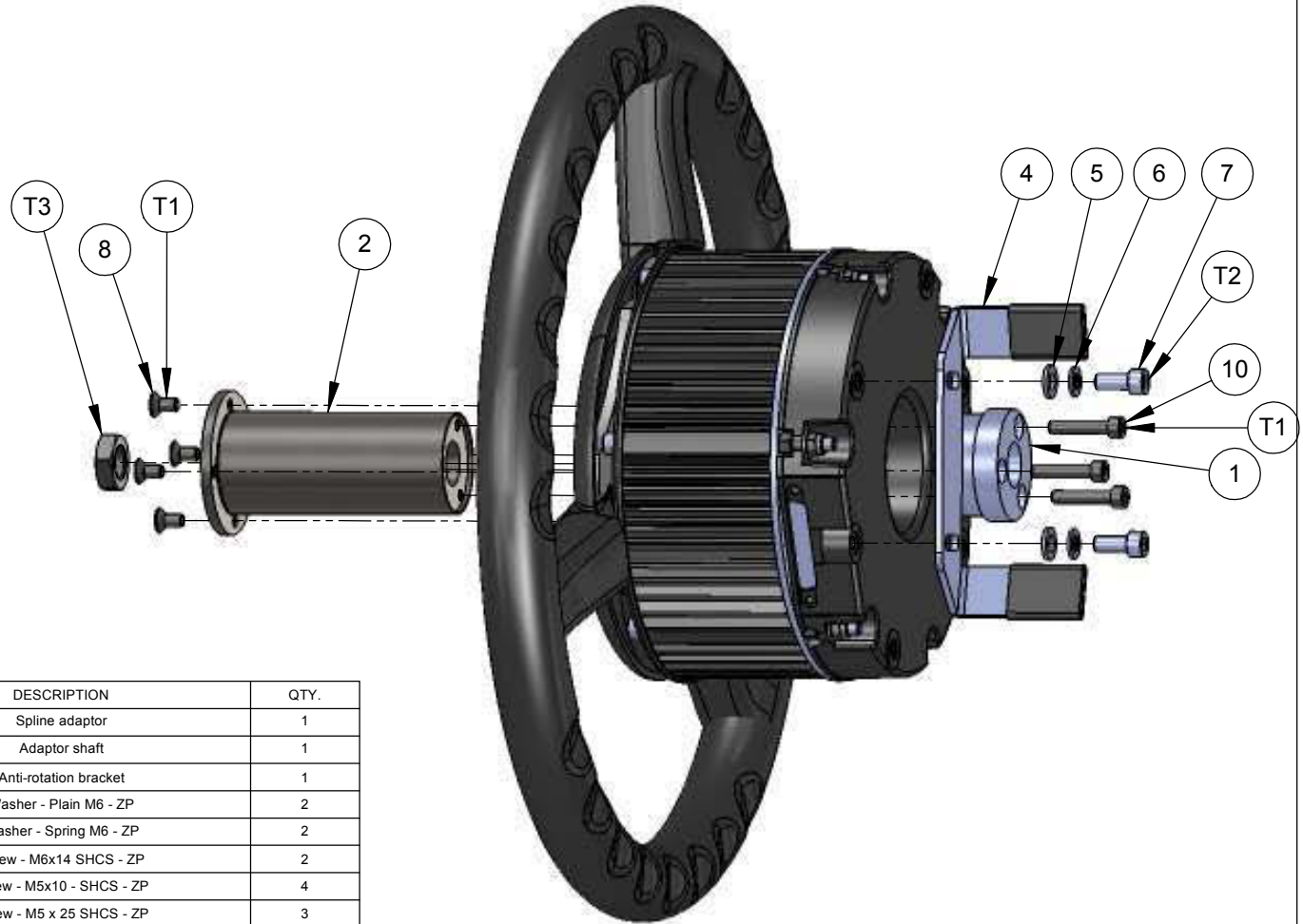
PART NO  
**AGA4039**



PART OF ASSY

Torque settings

Item No.	Thread Spec.	Torque (Nm)	No. off
T1	M6 x 1.0	8	4
T2	M5 x 0.8	6	7
T3	M14	Refer OEM spec	1



ITEM NO.	PART NUMBER	DrawNo	DESCRIPTION	QTY.
1	M292	002888	Spline adaptor	1
2	AGM342	003139	Adaptor shaft	1
4	AGB1200	003138	Anti-rotation bracket	1
5	F200		Washer - Plain M6 - ZP	2
6	F454		Washer - Spring M6 - ZP	2
7	AGF481		Screw - M6x14 SHCS - ZP	2
8	F463		Screw - M5x10 - SHCS - ZP	4
10	F453		Screw - M5 x 25 SHCS - ZP	3

**CAD MODEL AVAILABLE**

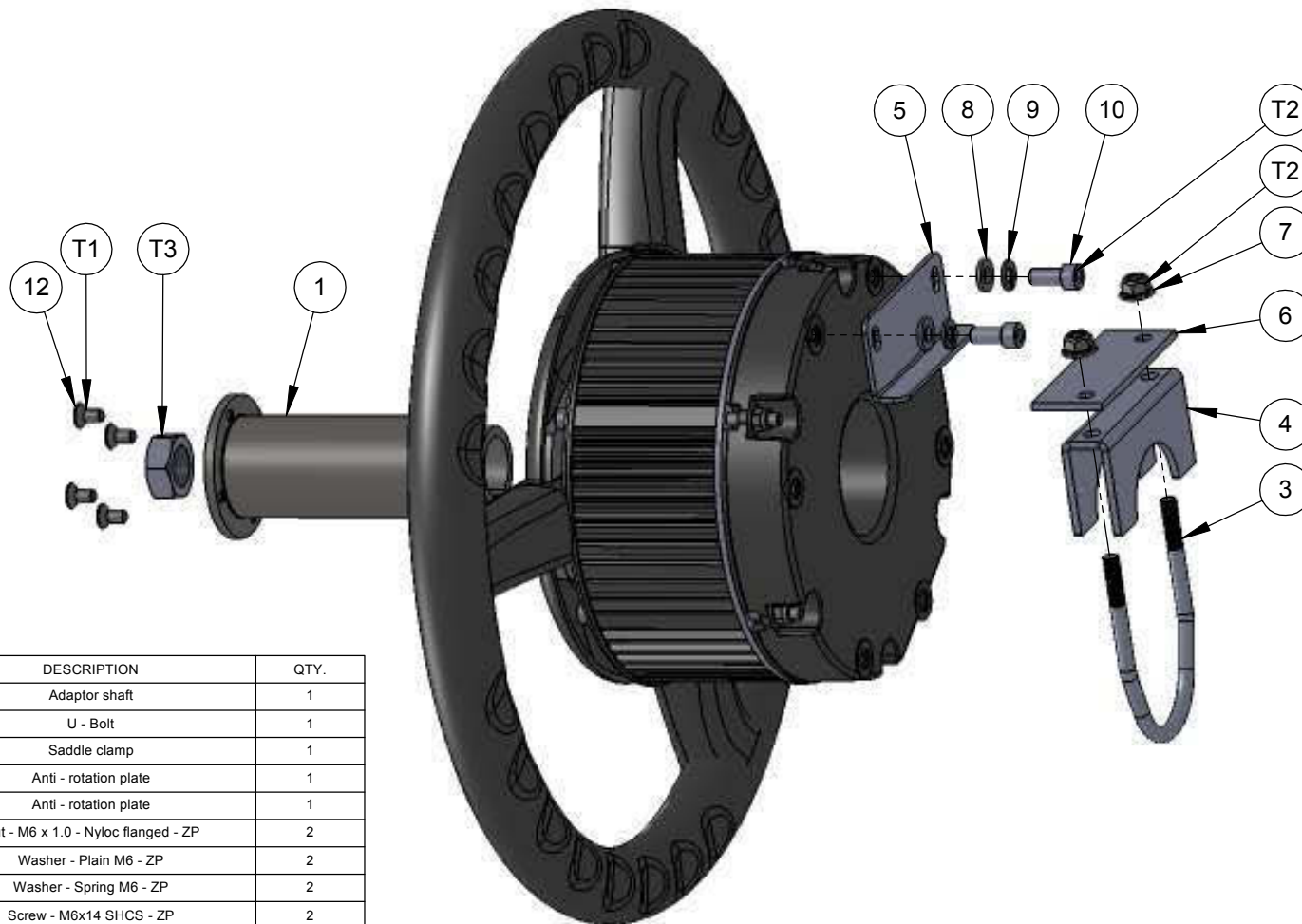
Remove all burrs and sharp edges  
3D CAD data is master

REV	DATE	ECO	DESCRIPTION	DRWN	APPD	MATERIAL	MACHINING TOLERANCES	DRAWN BY	DATE	PART OF ASSY	PART NUMBER	PROJECT	SHEET SIZE
1.0	19/02/10		Production release	RC			X ± 1 X.X ± 0.2 X.XX ± AS STATED ANGULAR ± 0.25°	RC	03/10/09		AGA4039	2129	A3
							HARNES TOLERANCES 0-300 +5 / -3 300-1000 +10 / -5 1000-3000 +20 / -10 3000-5000 +40 / -20 STRIP LENGTHS +0.5 / -0	OM	19/02/10	MACHINE FINISH 3.2	AES-25 Adaptor kit		SCALE 1:1
						FINISH		AD	19/02/10	DO NOT SCALE UNLESS OTHERWISE STATED. ALL DIMENSIONS ARE IN MILLIMETERS.			SHEET 1 OF 1
								14 PARK WAY MAWSON LAKES SOUTH AUSTRALIA 5095 PHONE: (+618)82033300 FAX: 1300307205 EMAIL: info@kee.com.au WEB: www.kee.com.au		DRAWING NO. 003137	DRAWING STANDARD AS1100	SECURITY CLASS CONFIDENTIAL	REVISION 1.0

PART NO  
AGA4126



PART OF ASSY



Torque settings

Item No.	Thread spec.	Torque (Nm)	No. off
T1	M5 x 0.8	6	4
T2	M6 x 1.0	8	4
T3	M18 x 1.5	Refer OEM Spec	1

ITEM NO.	PART NUMBER	DrawNo	DESCRIPTION	QTY.
1	AGM341	003136	Adaptor shaft	1
3	AGB1182	003033	U - Bolt	1
4	AGB1183	003034	Saddle clamp	1
5	AGM336	003113	Anti - rotation plate	1
6	AGB1206	003169	Anti - rotation plate	1
7	F466		Nut - M6 x 1.0 - Nyloc flanged - ZP	2
8	F200		Washer - Plain M6 - ZP	2
9	F454		Washer - Spring M6 - ZP	2
10	AGF481		Screw - M6x14 SHCS - ZP	2
11	AGF470	002966	Nut - Special M18	1
12	F463		Screw - M5 x 10 SH C/SK - ZP	4

CAD MODEL AVAILABLE

Remove all burrs and sharp edges  
3D CAD data is master

REV	DATE	ECO	DESCRIPTION	DRWN	APPD	MATERIAL	MACHINING TOLERANCES	DRAWN BY	DATE	PART OF ASSY	PART NUMBER	PROJECT	SHEET SIZE	
1.0	03/02/11		Production release	RC	KM		X ± 1 X.X ± 0.2 X.XX ± AS STATED ANGULAR ± 0.25°	RC	18/01/10		AGA4126	2129	A3	
							HARNES TOLERANCES 0-300 +5/-3 300-1000 +10/-5 1000-3000 +20/-10 3000-5000 +40/-20 STRIP LENGTHS +0.5/-0	OM	03/02/11	MACHINE FINISH 3.2	DO NOT SCALE UNLESS OTHERWISE STATED. ALL DIMENSIONS ARE IN MILLIMETERS.		SCALE 1:2	
						FINISH		KM	03/02/11		AES-25 Adaptor kit		SHEET 1 OF 1	
										14 PARK WAY MAWSON LAKES SOUTH AUSTRALIA 5095	DRAWING NO. 003212	DRAWING STANDARD AS1100	SECURITY CLASS CONFIDENTIAL	REVISION 1.0



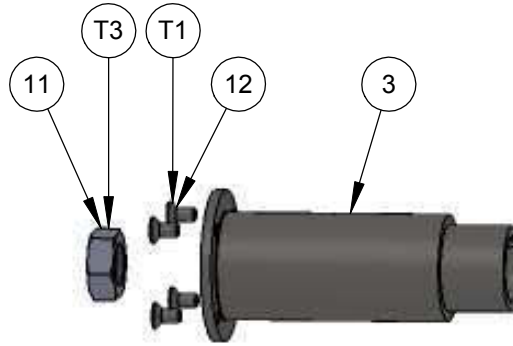
PART NO  
**AGA4145**



PART OF ASSY

Torque settings

Item No.	Thread spec.	Torque (Nm)	No. off
T1	M5 x 0.8	6	4
T2	M6 x 1.0	8	4
T3	M18 x 1.5	Refer OEM	1



ITEM NO.	PART NUMBER	DrawNo	DESCRIPTION	QTY.
1	AGB1184	003036	U - Bolt	1
2	AGB1185	003037	Saddle clamp	1
3	AGM341	003136	Adaptor shaft	1
5	AGM336	003113	Anti - rotation plate	1
6	AGB1218		Anti-rotation bracket	1
7	F466		Nut - M6 x 1.0 - Nyloc flanged - ZP	2
8	F200		Washer - Plain M6 - ZP	2
9	F454		Washer - Spring M6 - ZP	2
10	AGF481		Screw - M6x14 SHCS - ZP	2
11	AGF470	002966	Nut - Special M18	1
12	F463		Screw - M5 x 10 SH C/SK - ZP	4

**CAD MODEL AVAILABLE**  
Remove all burrs and sharp edges  
CAD Data is master

REV	DATE	ECO	DESCRIPTION	DRWN	APPD	MATERIAL	MACHINING TOLERANCES	DRAWN BY	DATE	PART OF ASSY	PART NUMBER	PROJECT	SHEET SIZE
1.0	03/02/11		Production release	RC	KM		X ± 1 X.X ± 0.2 X.XX ± 0.125 ANGULAR ± 0.25°	RC	27/01/10		AGA4145	2129	A3
							HARNESSTOLERANCES 0-300 +5/-3 300-1000 +10/-5 1000-3000 +20/-10 3000-5000 +40/-20 STRIP LENGTHS +0.5/-0	OM	03/02/11	MACHINE FINISH 3.2	AES-25 Adaptor kit		SCALE 1:2
						FINISH		KM	03/02/11	DO NOT SCALE UNLESS OTHERWISE STATED. ALL DIMENSIONS ARE IN MILLIMETERS.			SHEET 1 OF 1
										14 PARK WAY MAWSON LAKES SOUTH AUSTRALIA 5095	DRAWING NO. 003223	DRAWING STANDARD AS1100	SECURITY CLASS CONFIDENTIAL
										PHONE: (+618)82033300 FAX: 1300307205 EMAIL: info@kee.com.au WEB: www.kee.com.au			REVISION 1.0

# *System 350*

## *AES-25 Electric Steering*

## *Vehicle Adaptor Kits* *Challenger*



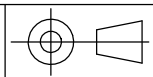
*AES-25 Electric Steering*

*X30 Console*

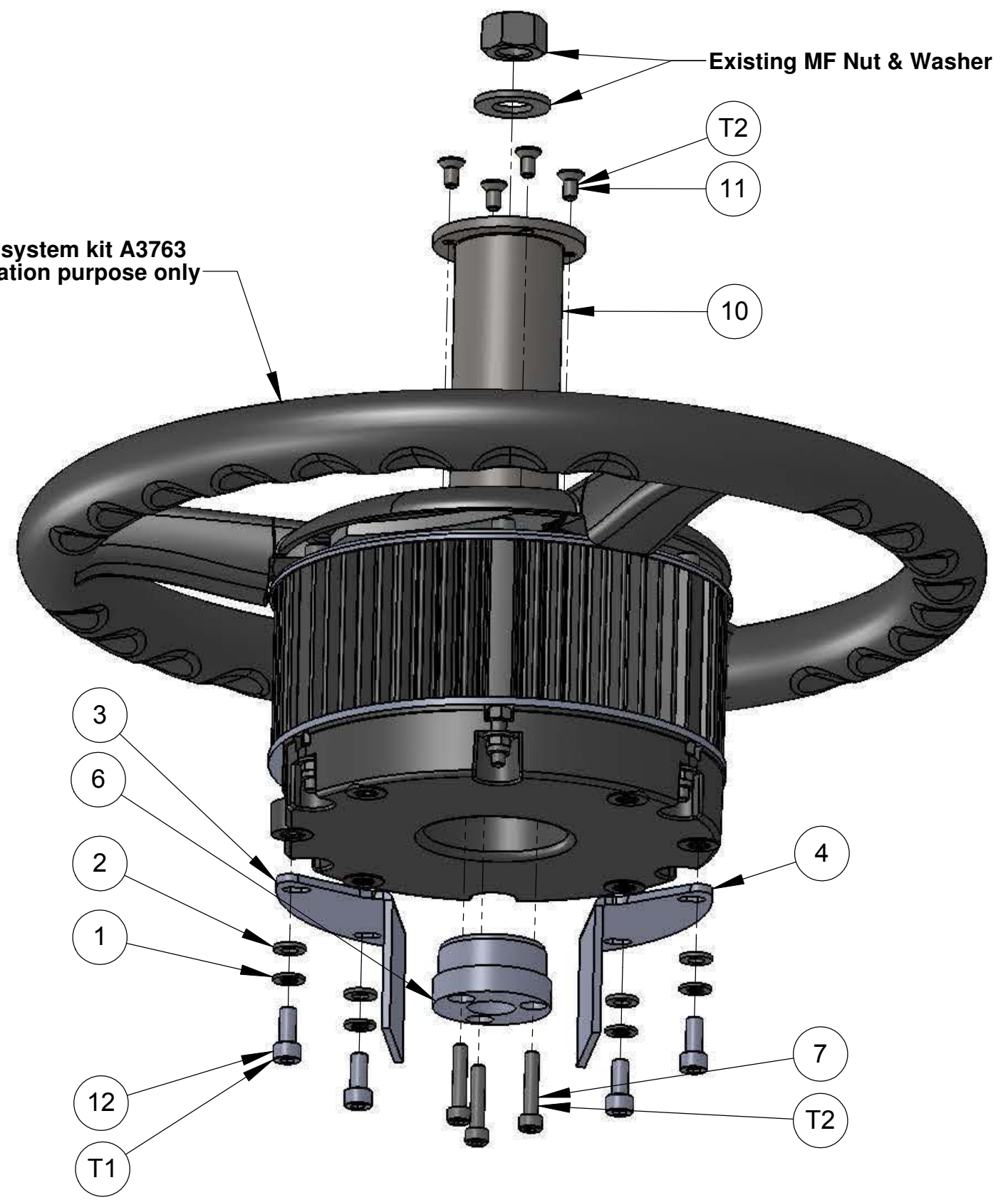
### **Contents**

- AGA3764
- AGA3959
- AGA4039

PART NO  
**AGA3764**  
PART OF ASSY



Electric steering system kit A3763  
Shown for illustration purpose only



Torque settings

Item No.	Thread Spec.	Torque (Nm)	No. off
T1	M6 x 1.0	8	4
T2	M5 x 0.8	6	7

Adaptor kit parts list

ITEM NO.	PART NUMBER	DrawNo	DESCRIPTION	QTY.
1	F454		Spring washer - M6 DIN127	4
2	F200		Washer - M6 flat - ZP	4
3	B153	002890	Anti-rotation bracket - Rear	1
4	B152	002889	Anti-rotation bracket - Front	1
6	M292	002888	Spline adaptor - Massey	1
7	F453		Screw - M5 x 25 SHCS - ZP	3
10	M307	002938	Adaptor shaft	1
11	F463		Screw - M5x10 SH C/SK - ZP	4
12	AGF481		Screw - M6x14 SHCS - ZP	4

Remove all burrs and sharp edges

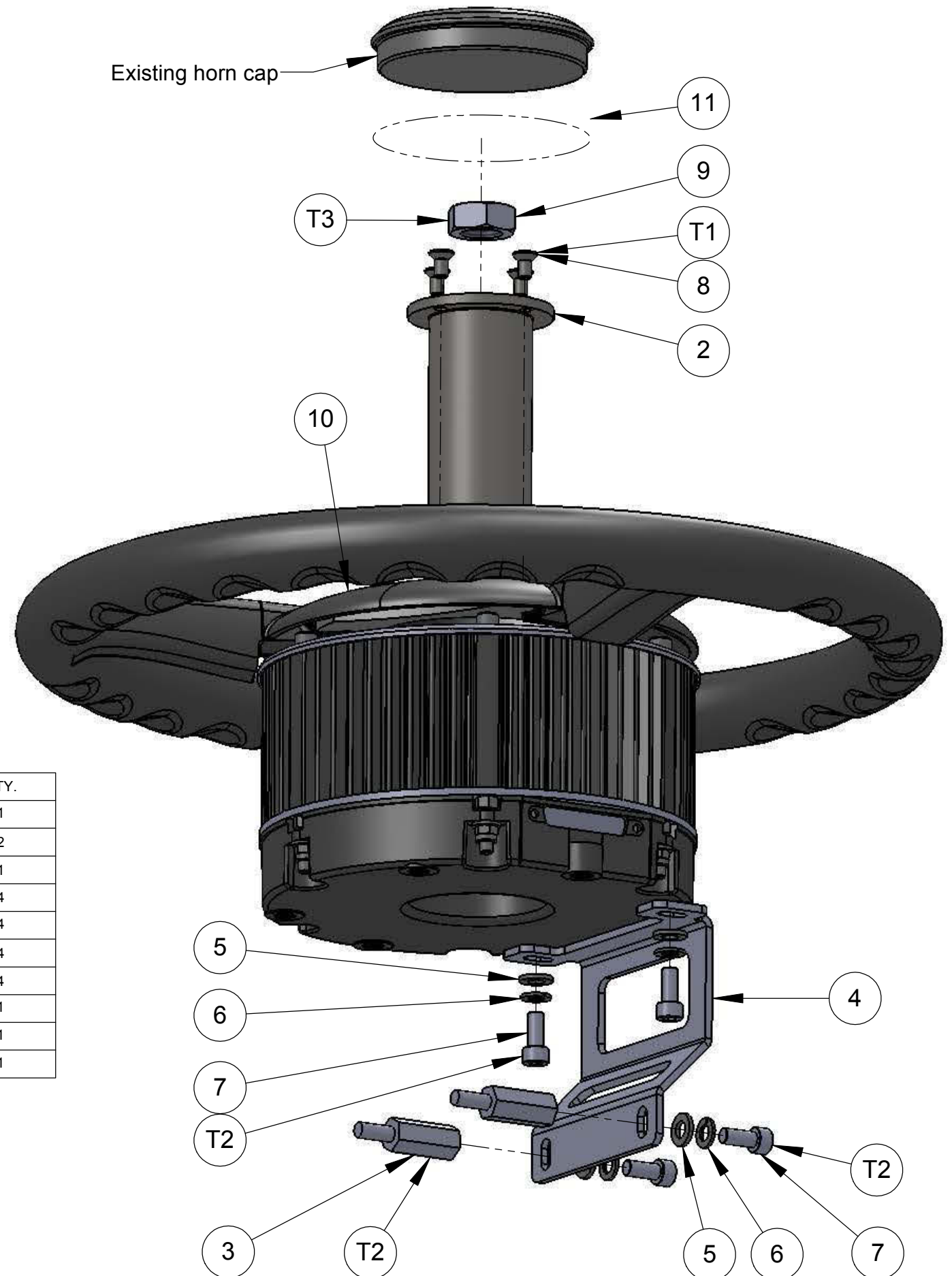
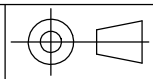
**CAD MODEL AVAILABLE**

REV	DATE	ECO	DESCRIPTION	DRWN	APPD	MATERIAL	MACHINING TOLERANCES	HARNES TOLERANCES	FINISH	DRAWN BY	DATE	CHECKED BY	DATE	ENG APPROVAL	DATE	PHOTO FINISH	DO NOT SCALE UNLESS OTHERWISE STATED. ALL DIMENSIONS ARE IN MILLIMETERS	TITLE	PART NUMBER	PROJECT	SHEET SIZE
1.0	22/06/09		Production release	RC	MW	N/A	X ± 1 X.X ± 0.2 X.XX ± AS STATED ANGULAR ± 0.25°	0-300 +5 / -3 300-1000 +10 / -5 1000-3000 +20 / -10 3000-5000 +40 / -20 STRIP LENGTHS +0.5 / -0	N/A	RC	06/02/09	OM	17/06/09	MW	17/06/09	3.2		Adaptor kit - Electric steer unit	AGA3764	2129	A3
1.1	28/07/09	355	M307 was M305, B152 & 153 now at rev. 1.1.	RC	MW																1:2
1.2	06/08/09	361	AGF481 were F455	RC	MW																1 OF 1
																					REVISION
																					1.2

COPYRIGHT: THIS DRAWING IS THE PROPERTY OF TOPCON PRECISION AGRICULTURE. IT MAY NOT BE REPRODUCED IN WHOLE OR IN PART WITHOUT THEIR WRITTEN PERMISSION

UNLESS OTHERWISE STATED, ALL PRINTED COPIES OF THIS DOCUMENT ARE UNCONTROLLED. REFER TO DRAWING REGISTER FOR LATEST RELEASE

PART NO  
**AGA3959**  
PART OF ASSY



Torque settings

Item No.	Thread spec.	Torque (Nm)	No. Off
T1	M5x0.8	6	4
T2	M6x1.0	8	6
T3	M18x1.5	Refer Cat spec.	1

ITEM NO.	PART NUMBER	DrawNo	DESCRIPTION	QTY.
2	AGM317	003009	Adaptor shaft	1
3	AGF482	003008	Stand - off M6x15	2
4	AGB1173	003007	Anti - rotation bracket	1
5	F200		Washer - Plain M6 - ZP	4
6	F454		Washer - M6 Spring - ZP	4
7	AGF481		Screw - M6x14 SHCS - ZP	4
8	F463		Screw M5 x 10 SH C/SK - ZP	4
9	AGF470	002966	Nut - Special M18	1
10	AGM344	003148	Steering wheel centre cover	1
11	AGM328	003064	Horn housing	1

Remove all burrs and sharp edges

**CAD MODEL AVAILABLE**

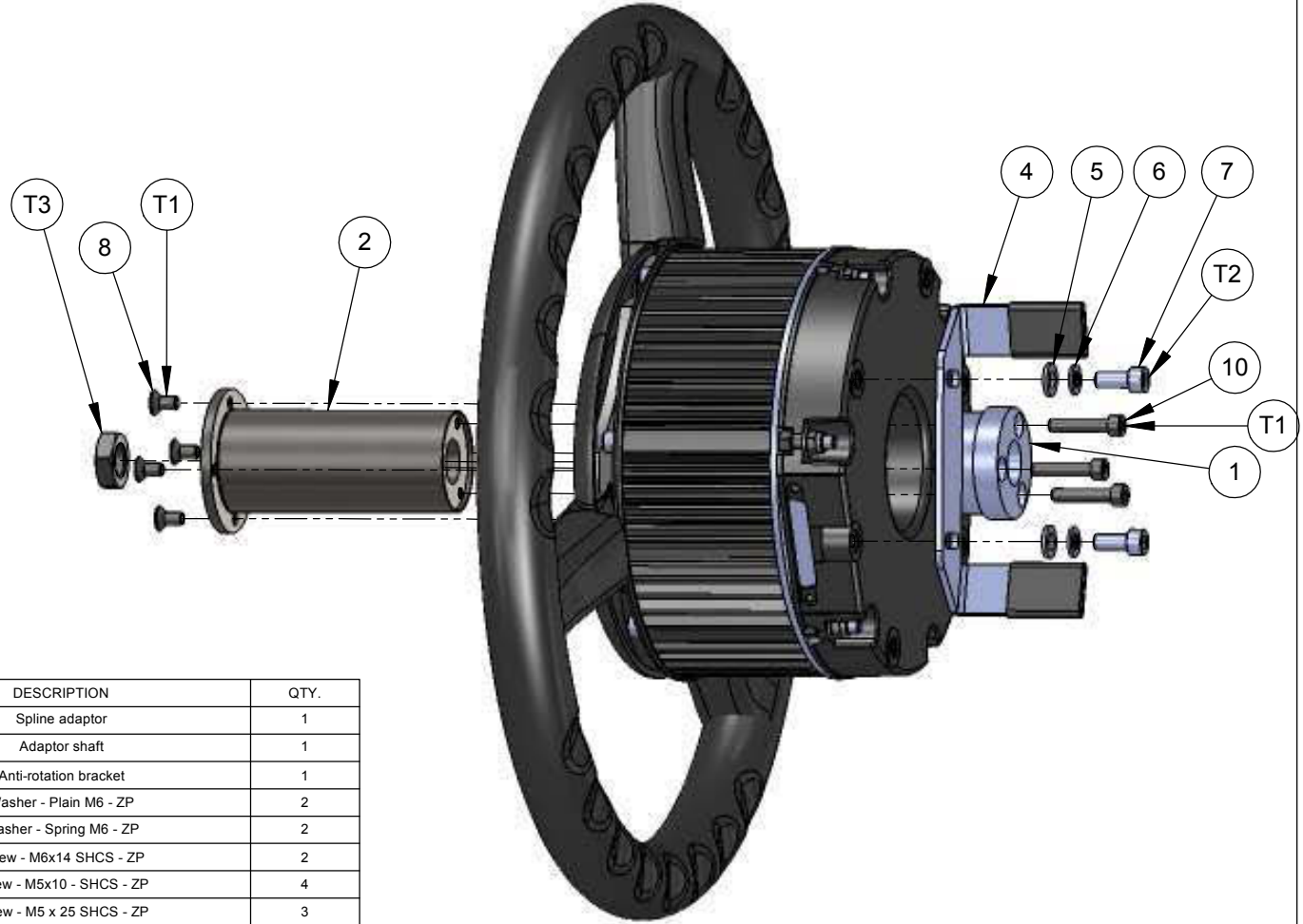
REV	DATE	ECO	DESCRIPTION	DRWN	APPD	MATERIAL	MACHINING TOLERANCES	DRAWN BY	DATE	PART OF ASSY	PART NUMBER	PROJECT	SHEET SIZE
1.0	10/11/09		Production release	RC	MW		X: ± 1 X.X ± 0.2 X.XX ± AS STATED ANGULAR ± 0.25°	RC	13/08/09		AGA3959	2129	A3
							HARNES TOLERANCES 0-300 +5 / -3 300-1000 +10 / -5 1000-3000 +20 / -10 3000-5000 +40 / -20 STRIP LENGTHS +0.5 / -0	OM	10/11/09	MACHINE FINISH 3.2	AES-25 Adaptor kit		SCALE 1:2
								MW	10/11/09	DO NOT SCALE UNLESS OTHERWISE STATED. ALL DIMENSIONS ARE IN MILLIMETERS	DRAWING NO. 003006		SHEET 1 OF 1
											DRAWING STANDARD AS1100	SECURITY CLASS CONFIDENTIAL	REVISION 1.0



PART NO  
**AGA4039**



PART OF ASSY



Torque settings

Item No.	Thread Spec.	Torque (Nm)	No. off
T1	M6 x 1.0	8	4
T2	M5 x 0.8	6	7
T3	M14	Refer OEM spec	1

ITEM NO.	PART NUMBER	DrawNo	DESCRIPTION	QTY.
1	M292	002888	Spline adaptor	1
2	AGM342	003139	Adaptor shaft	1
4	AGB1200	003138	Anti-rotation bracket	1
5	F200		Washer - Plain M6 - ZP	2
6	F454		Washer - Spring M6 - ZP	2
7	AGF481		Screw - M6x14 SHCS - ZP	2
8	F463		Screw - M5x10 - SHCS - ZP	4
10	F453		Screw - M5 x 25 SHCS - ZP	3

**CAD MODEL AVAILABLE**

Remove all burrs and sharp edges  
3D CAD data is master

REV	DATE	ECO	DESCRIPTION	DRWN	APPD	MATERIAL	MACHINING TOLERANCES	DRAWN BY	DATE	PART OF ASSY	PART NUMBER	PROJECT	SHEET SIZE	
1.0	19/02/10		Production release	RC			X ± 1 X.X ± 0.2 X.XX ± AS STATED ANGULAR ± 0.25°	RC	03/10/09		AGA4039	2129	A3	
								OM	19/02/10	MACHINE FINISH	AES-25 Adaptor kit		SCALE 1:1	
								AD	19/02/10	3.2	DO NOT SCALE UNLESS OTHERWISE STATED. ALL DIMENSIONS ARE IN MILLIMETERS.		SHEET 1 OF 1	
						FINISH	HARNES TOLERANCES 0-300 +5/-3 300-1000 +10/-5 1000-3000 +20/-10 3000-5000 +40/-20 STRIP LENGTHS +0.5/-0	14 PARK WAY MAWSON LAKES SOUTH AUSTRALIA 5095 PHONE: (+618)82033300 FAX: 1300307205 EMAIL: info@kee.com.au WEB: www.kee.com.au		DRAWING NO.	DRAWING STANDARD	SECURITY CLASS	REVISION	
											003137	AS1100	CONFIDENTIAL	1.0

# ***System 350***

## ***AES-25 Electric Steering***

### ***Vehicle Adaptor Kits***

#### ***Jacto***



*AES-25 Electric Steering*

*X30 Console*

#### **Contents**

- AGA4141

PART NO  
**AGA4141**



PART OF ASSY



Torque settings

Item 1	Thread spec.	Torque (Nm)	No. off
T1	M5 x 0.8	6	4
T2	M6 x 1.0	8	2
T3	M18x1.5	Refer OEM spec	1

ITEM NO.	PART NUMBER	DESCRIPTION	QTY.
1	AGM359	Adaptor shaft	1
3	B155	Anti-rotation bracket	1
4	F200	Washer - Plain M6 - ZP	2
5	F454	Washer - Spring M6 - ZP	2
6	AGF481	Screw - M6x14 SHCS - ZP	2
7	AGF470	Nut - Special M18	1
8	F463	Screw - M5 x 10 SH C/SK - ZP	4

**CAD MODEL AVAILABLE**  
Remove all burrs and sharp edges  
CAD Data is master

REV	DATE	ECO	DESCRIPTION	DRWN	APPD	MATERIAL	MACHINING TOLERANCES	DRAWN BY	DATE	PART OF ASSY	PART NUMBER	PROJECT	SHEET SIZE	
1.0	03/02/11		Production release	RC	KM		X ± 1 X.X ± 0.2 X.XX ± AS STATED ANGULAR ± 0.25°	RC	21/01/10		AGA4141	2129	A3	
							HARNES TOLERANCES 0-300 +5/-3 300-1000 +10/-5 1000-3000 +20/-10 3000-5000 +40/-20 STRIP LENGTHS +0.5/-0	OM	03/02/11	MACHINE FINISH	3.2	AES-25 Adaptor kit	SCALE 1:2	
								KM	03/02/11	3.2			SHEET 1 OF 1	
											DRAWING NO. 003220	DRAWING STANDARD AS1100	SECURITY CLASS CONFIDENTIAL	REVISION 1.0

# ASC-10 Sprayer Kits

*System 350/System 150*





# ***ASC-10***

## ***System 150/System 350 Base Kit***

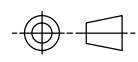


### **Contents**

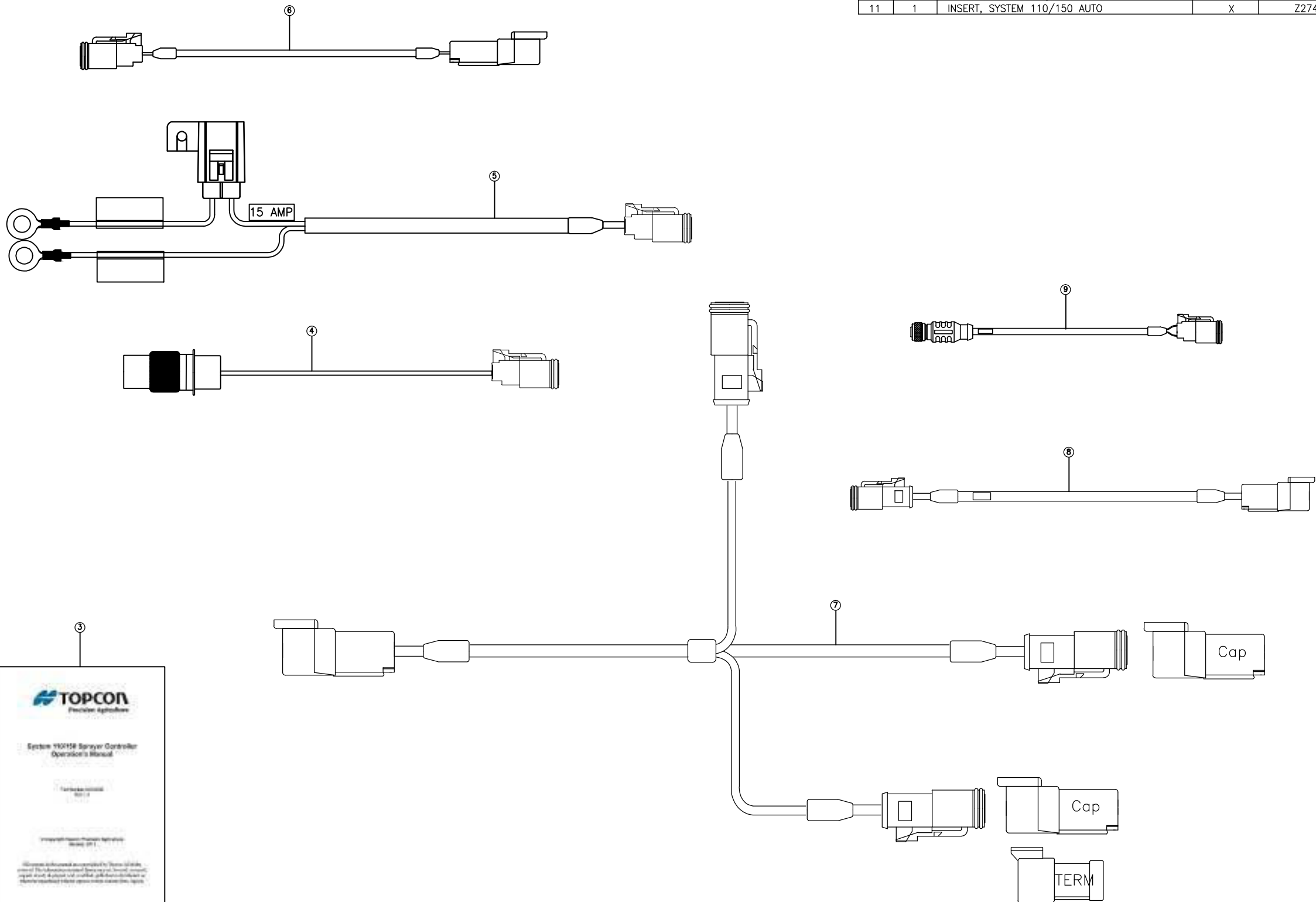

- AGA4694

PART NO: AGA4694

PART OF ASSY:



ITEM	QTY	MATERIAL/DESCRIPTION	DWG. NO.	CODE
1	1	ASC-10 CANBUS ECU COMPLETE	X	A3455
2	1	SYSTEM 110/150 QUICK REFERENCE	X	A3716
3	1	MANUAL, SYS 110/150 OPS SPRAY	X	AGA3896
4	1	HRNS, DEUTSCH TO COBO POWER	X	AGA4281
5	1	HRNS, DEUTSCH TO EYELETS POWER	X	AGA4282
6	1	DEUTSCH DT SERIES 2 PIN 5M EXT	X	AGA4468
7	1	ASC-10 CAN HRNS WITH DEUTSCH	X	AGA4598
8	1	HRNS, ASC-10 CAN EXTENSION 5M	X	AGA4635
9	1	HRNS, GX45 CAN ADAPTOR TURK TO	X	AGA4651
10	1	CARTON, SYSTEM 110/150 AUTO	X	Z274
11	1	INSERT, SYSTEM 110/150 AUTO	X	Z274i



COPYRIGHT: THIS DRAWING IS THE PROPERTY OF TOPCON PRECISION AGRICULTURE. IT MAY NOT BE REPRODUCED IN WHOLE OR IN PART WITHOUT THEIR WRITTEN PERMISSION.

UNLESS OTHERWISE STATED, ALL PRINTED COPIES OF THIS DOCUMENT ARE UNCONTROLLED. REFER TO DRAWING REGISTER FOR LATEST RELEASE.

REV	DATE	ECO NO.	DESCRIPTION OF CHANGE	DRWN	APPR'D	MATERIAL	MACHINING TOLERANCES	DRAWN	DATE	PART OF ASSY:	PART NO:	PROJECT:	SHEET SIZE
1.0	19/08/11	748	PRODUCTION RELEASE	KL			X, +/-1 X.X +/-0.2 X.XX AS STATED ANGULAR ±0.25°	KL	24/08/11		AGA4694	2118	A3
1.0.1	21/11/11	C551	UPDATED ITEM 4 & 5	KL			HARNES TOLERANCES 0-300 +5/-3 300-1000 +10/-5 1000-3000 +20/-10 3000-5000 +40/-20 STRIP LENGTHS +0.5/-0						
							FINISH						
								TOPCON Precision Agriculture 14 PARK WAY MAWSON LAKES SOUTH AUSTRALIA 5095 PH: +61(0)882033300 FAX: +611300307205 EMAIL: info@topcon.com www.topcon.com		TITLE: ASC-10 BASE KIT WITH OUT TURK CONNECTORS DRAWING NO: 003695 SECURITY CLASS CONFIDENTIAL DRAWING STANDARD AS1100		SCALE N/A SHEET 1 OF 1 REV 1.0.1	

# **ASC-10**

## ***System 150/System 350***

### ***Sprayer Specific Harness Kits***

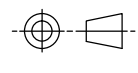


#### **Contents**

- AGA4622
- AGA4623
- AGA4624
- AGA4625
- AGA4626
- AGA4627
- A3489

PART NO: AGA4622

PART OF ASSY:




AGA4468  
TOPCON PRECISION AGRICULTURE

1



AGA4545  
TOPCON PRECISION AGRICULTURE

3



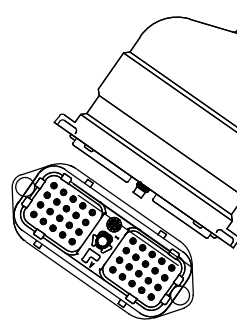
AGA4635  
TOPCON PRECISION AGRICULTURE

4



AGA4526  
TOPCON PRECISION AGRICULTURE

2



PRESSURE TRANSDUCER

BATTERY POWER

REG VALVE

DUMP ADAPTOR

FLOW METER

PUMP SPEED

GROUND SPEED

SECTION 1

SECTION 10

SECTION 2

SECTION 3

SECTION 4

SECTION 5

SECTION 6

SECTION 7

SECTION 8

SECTION 9

ITEM	QTY	MATERIAL/DESCRIPTION	DWG. NO.	CODE
1	1	DEUTSCH DT SERIES 2 PIN 5M EXTENSION	X	AGA4468
2	1	HRNS, ASC-10 UNI SPRAYER	X	AGA4526
3	1	HRNS, ADAPTOR DEUTSCH 2PIN SUIT ARAG VALVE	X	AGA4545
4	1	HRNS ASC-10 CAN EXTENSION 5M	X	AGA4635

COPYRIGHT: THIS DRAWING IS THE PROPERTY OF TOPCON PRECISION AGRICULTURE. IT MAY NOT BE REPRODUCED IN WHOLE OR IN PART WITHOUT THEIR WRITTEN PERMISSION

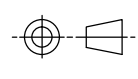
UNLESS OTHERWISE STATED, ALL PRINTED COPIES OF THIS DOCUMENT ARE UNCONTROLLED. REFER TO DRAWING REGISTER FOR LATEST RELEASE

REV	DATE	ECO NO.	DESCRIPTION OF CHANGE	DRWN	APPR'D	MATERIAL	MACHINING TOLERANCES	DRAWN	DATE	PART OF ASSY:	PART NO:	PROJECT:	SHEET SIZE
1.0	22/02/12	748	ORIGINAL RELEASE	KL			X, +/-1 X.X +/-0.2 X.XX AS STATED ANGULAR ±0.25°	KL	21/11/11		AGA4622		A3
						FINISH	HARNES TOLERANCES 0-300 +5/-3 300-1000 +10/-5 1000-3000 +20/-10 3000-5000 +40/-20 STRIP LENGTHS +0.5/-0						
								CHECKED ENG APPROVAL DATE		MACHINE FINISH ALL ROUND UNLESS OTHERWISE STATED		DO NOT SCALE UNLESS OTHERWISE STATED ALL DIMENSIONS ARE IN MILLIMETRES	
								TOPCON Precision Agriculture 14 PARK WAY MAWSON LAKES SOUTH AUSTRALIA 5095		PH: +61(0)882033300 FAX: +611300307205 EMAIL: info@topcon.com www.topcon.com		TITLE: ASC-10 SPRAYER KIT 10 SECTION SUIT ARAG 3 WIRE VALVES DRAWING NO: 004002 SECURITY CLASS: CONFIDENTIAL DRAWING STANDARD: AS1100	
												SCALE: N/A	SHEET 1 OF 1
												REV 1.0	

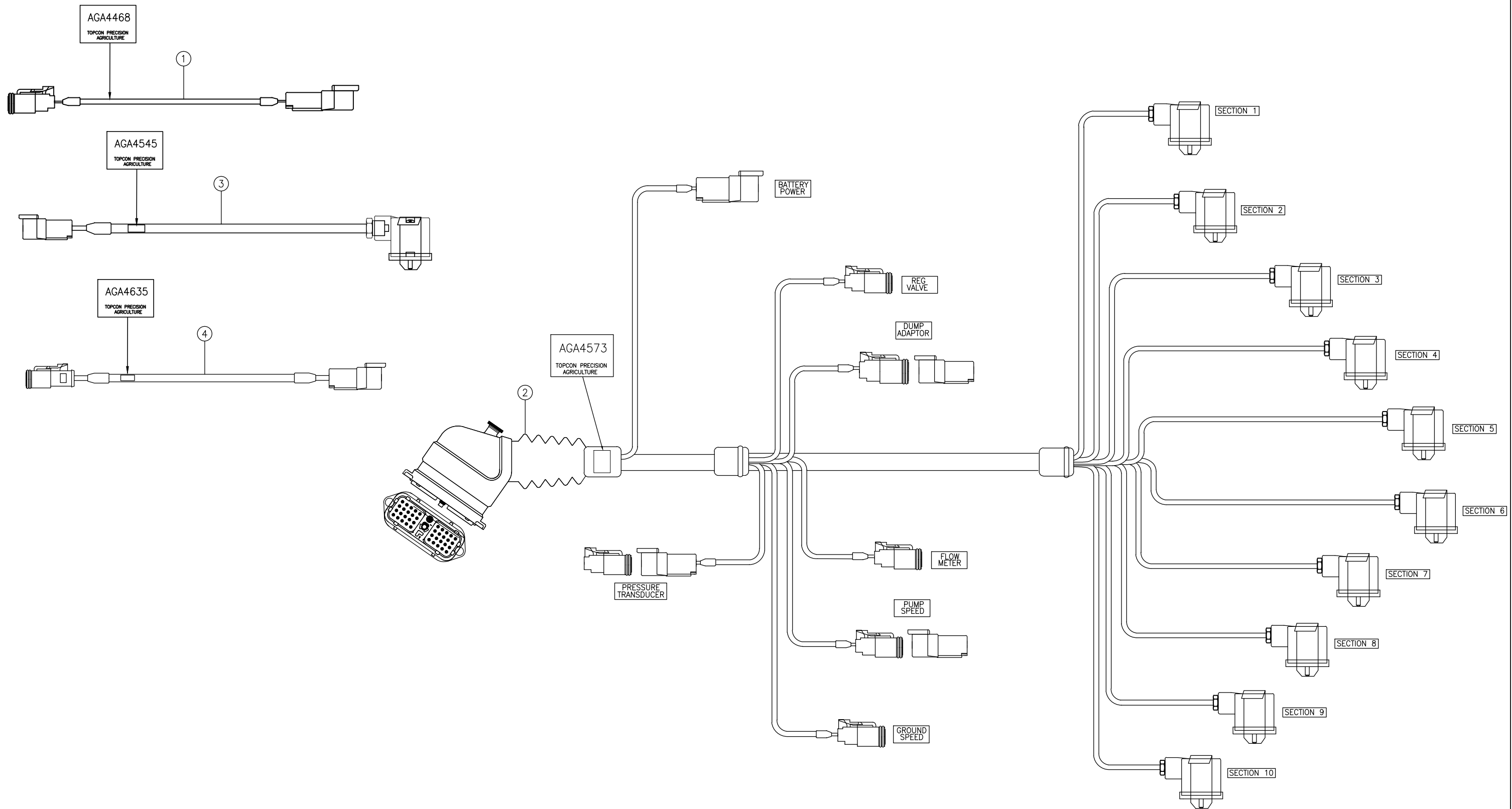


PART NO: AGA4623

PART OF ASSY:



ITEM	QTY	MATERIAL/DESCRIPTION	DWG. NO.	CODE
1	1	DEUTSCH DT SERIES 2PIN 5M EXTENSION	X	AGA4468
2	1	HRNS, ASC-10 ANIVERSAL SUIT TEEJET LG DIN	X	AGA4573
3	1	HRNS, ADAPTOR DEUTSCH 2PIN SUIT ARAG VALVE	X	AGA4545
4	1	HRNS ASC-10 CAN EXTENSION 5M	X	AGA4635



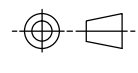
COPYRIGHT: THIS DRAWING IS THE PROPERTY OF TOPCON PRECISION AGRICULTURE. IT MAY NOT BE REPRODUCED IN WHOLE OR IN PART WITHOUT THEIR WRITTEN PERMISSION

UNLESS OTHERWISE STATED, ALL PRINTED COPIES OF THIS DOCUMENT ARE UNCONTROLLED. REFER TO DRAWING REGISTER FOR LATEST RELEASE

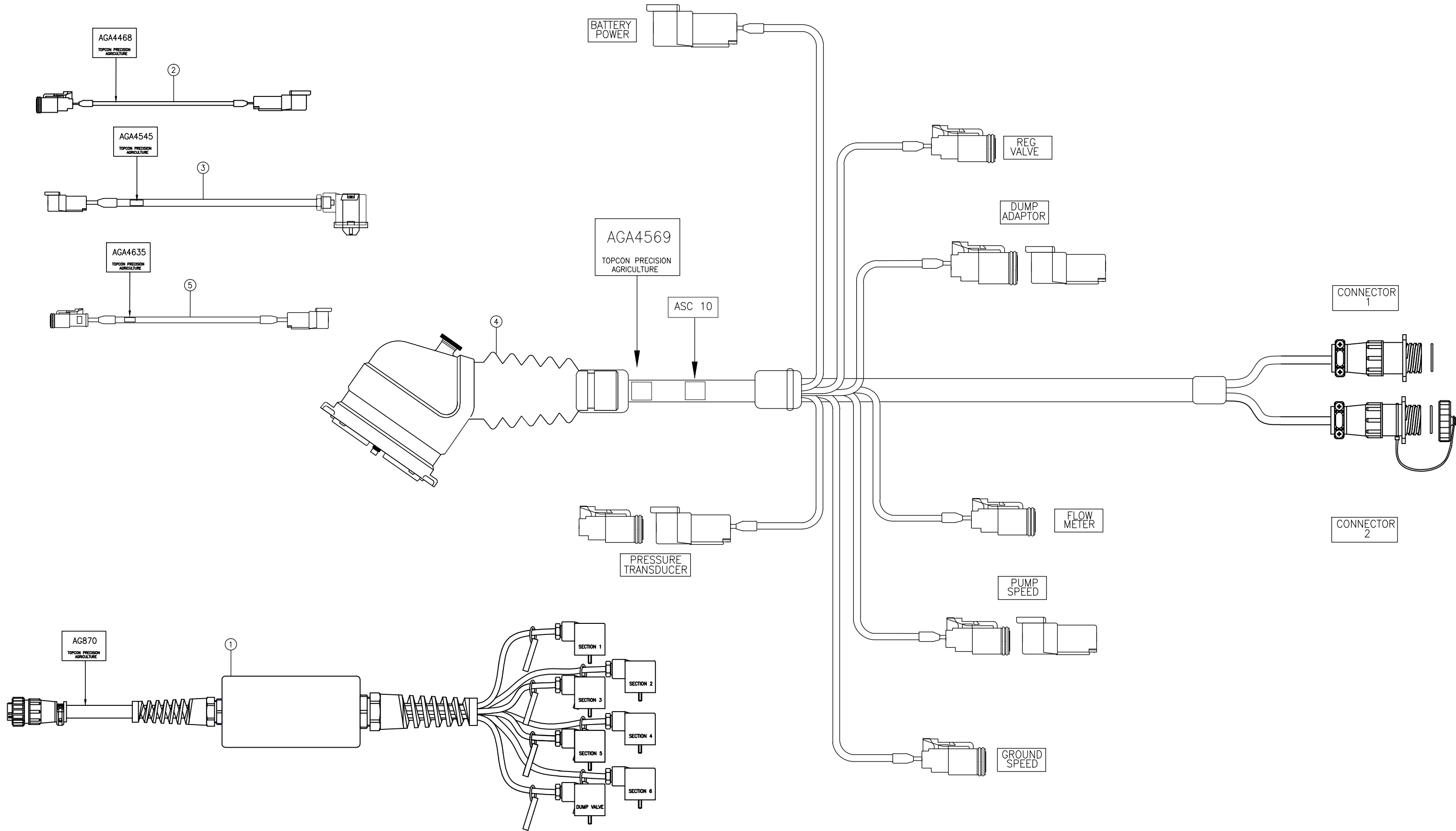
REV	DATE	ECO NO.	DESCRIPTION OF CHANGE	DRWN	APPR'D	MATERIAL	MACHINING TOLERANCES	DRAWN	DATE	PART OF ASSY:	PART NO:	PROJECT:	SHEET SIZE
1.0	22/02/12	748	ORIGINAL RELEASE	KL			X, +/-1 X.X +/-0.2 X.XX AS STATED ANGULAR ±0.25°	KL	21/11/11		AGA4623		A3
						FINISH	HARNES TOLERANCES 0-300 +5/-3 300-1000 +10/-5 1000-3000 +20/-10 3000-5000 +40/-20 STRIP LENGTHS +0.5/-0	CHECKED	DATE	MACHINE FINISH 3.2 ALL ROUND UNLESS OTHERWISE STATED	DO NOT SCALE UNLESS OTHERWISE STATED ALL DIMENSIONS ARE IN MILLIMETRES	ASC-10 SPRAYER KIT 10 SECTION SUIT TEE JET 3 WIRE VALVES	SCALE N/A
								ENG APPROVAL	DATE	14 PARK WAY MAWSON LAKES SOUTH AUSTRALIA 5095	PH:+61(0)882033300 FAX: +611300307205 EMAIL:info@topcon.com www.topcon.com	SECURITY CLASS CONFIDENTIAL	SHEET 1 OF 1
										DRAWING NO: 004003	DRAWING STANDARD AS1100	REV 1.0	

PART NO: AGA4624

PART OF ASSY:



ITEM	QTY	MATERIAL/DESCRIPTION	DWG. NO.	CODE
1	1	ECONOMY 6 SECTION + DUMP	X	A870
2	1	DEUTSCH DT SERIESn2PIN 5M EXTENSION	X	AGA4468
3	1	HRNS,ADAPTOR DEUTSCH 2PIN SUIT ARAG REG	X	AGA4545
4	1	HRNS,ASC-10 UNIVERSAL 2WIRE BI DIREC VALVES	X	AGA4569
5	1	HRNS,ASC-10 CAN EXTENSION 5M	X	AGA4635
6	1	BOX, CARDBOARD 32x25x19cm WHITE	X	Z032



COPYRIGHT: THIS DRAWING IS THE PROPERTY OF TOPCON PRECISION AGRICULTURE. IT MAY NOT BE REPRODUCED IN WHOLE OR IN PART WITHOUT THEIR WRITTEN PERMISSION

UNLESS OTHERWISE STATED, ALL PRINTED COPIES OF THIS DOCUMENT ARE UNCONTROLLED. REFER TO DRAWING REGISTER FOR LATEST RELEASE

REV	DATE	ECO NO.	DESCRIPTION OF CHANGE	DRWN	APPR'D	MATERIAL	MACHINING TOLERANCES	DRAWN	DATE	PART OF ASSY:	PART NO:	PROJECT:	SHEET SIZE
1.0	22/02/12	748	ORIGINAL RELEASE	KL			X, +/-1 X.X +/-0.2 X.XX AS STATED ANGULAR ±0.25°	KL	21/11/11		AGA4624		A3
							HARNES TOLERANCES 0-300 +5/-3 300-1000 +10/-5 1000-3000 +20/-10 3000-5000 +40/-20 STRIP LENGTHS +0.5/-0	CHECKED	DATE	MACHINE FINISH 3.2 ALL ROUND UNLESS OTHERWISE STATED	ASC-10 SPRAYER KIT 10 SECTION SUIT ARAG 2WIRE VALVES		SCALE N/A
								ENG APPROVAL	DATE	DO NOT SCALE UNLESS OTHERWISE STATED ALL DIMENSIONS ARE IN MILLIMETRES			SHEET 1 OF 1
											DRAWING NO: 004004	SECURITY CLASS CONFIDENTIAL	DRAWING STANDARD AS1100
													REV 1.0



14 PARK WAY  
MAWSON LAKES  
SOUTH AUSTRALIA  
5095  
PH: +61(0)882033300  
FAX: +611300307205  
EMAIL: info@topcon.com  
www.topcon.com

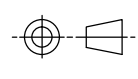




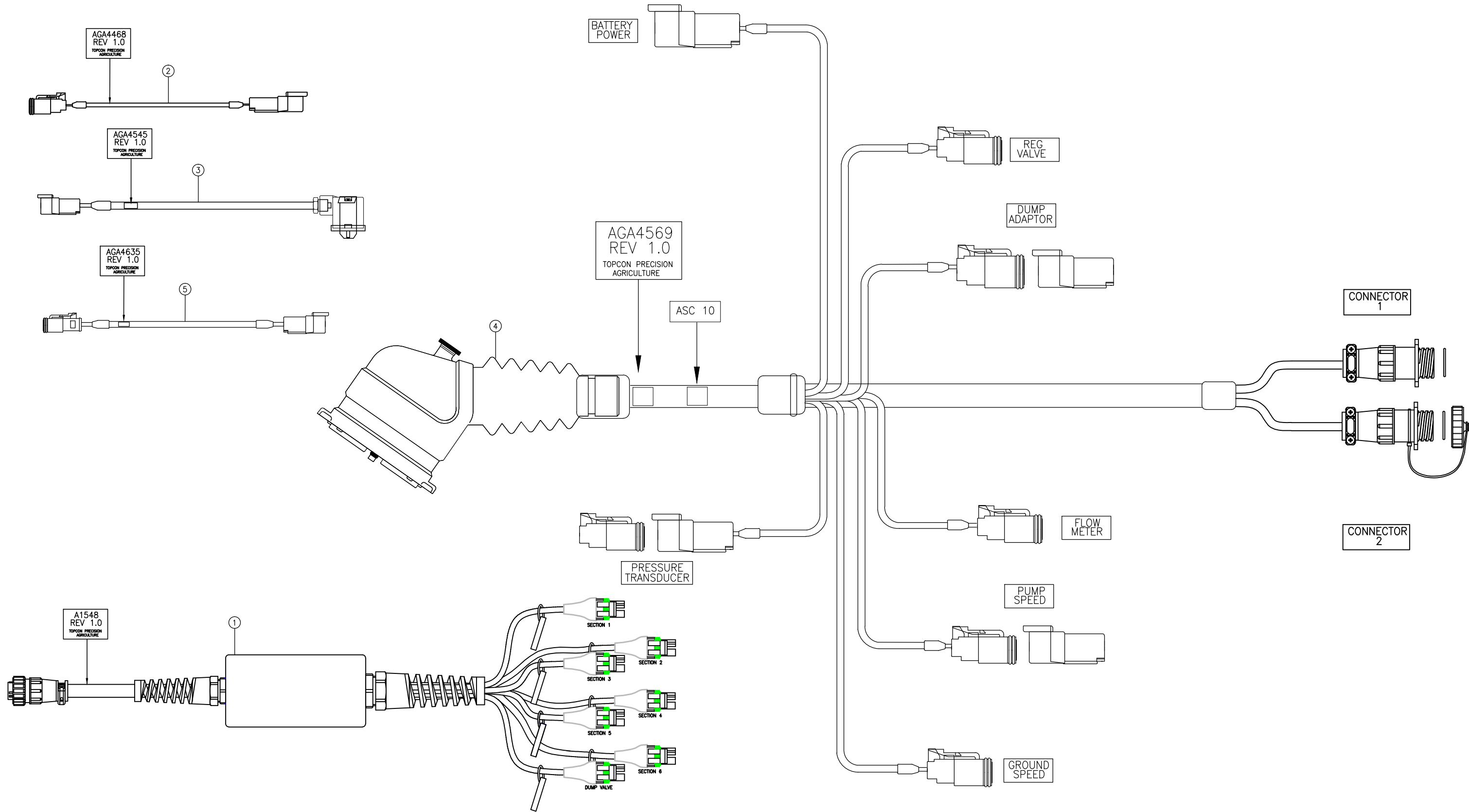


PART NO: AGA4627

PART OF ASSY:



ITEM	QTY	MATERIAL/DESCRIPTION	DWG. NO.	CODE
1	1	WEATHER PACK PIN & PLUG PACK	X	A1532
2	1	DEUTSCH DT SERIESn2PIN 5M EXTENSION	X	AGA4468
3	1	HRNS,ADAPTOR DEUTSCH 2PIN SUIT ARAG REG	X	AGA4545
4	1	HRNS,ASC-10 UNIVERSAL 2WIRE BI DIREC VALVES	X	AGA4569
5	1	HRNS,ASC-10 CAN EXTENSION 5M	X	AGA4635
6	1	ECONOMY 6 SECTION+ DUMP 2 WIRE VLVE HRNS	X	A1548



COPYRIGHT: THIS DRAWING IS THE PROPERTY OF TOPCON PRECISION AGRICULTURE. IT MAY NOT BE REPRODUCED IN WHOLE OR IN PART WITHOUT THEIR WRITTEN PERMISSION.

UNLESS OTHERWISE STATED, ALL PRINTED COPIES OF THIS DOCUMENT ARE UNCONTROLLED. REFER TO DRAWING REGISTER FOR LATEST RELEASE.

REV	DATE	ECO NO.	DESCRIPTION OF CHANGE	DRWN	APPR'D	MATERIAL	MACHINING TOLERANCES	DRAWN	DATE	PART OF ASSY:	PART NO:	PROJECT:	SHEET SIZE
1.0	24/02/12	748	ORIGINAL RELEASE	KL			X, +/-1 X.X +/-0.2 X.XX AS STATED ANGULAR ±0.25°	KL	21/11/11		AGA4627		A3
							HARNES TOLERANCES 0-300 +5/-3 300-1000 +10/-5 1000-3000 +20/-10 3000-5000 +40/-20 STRIP LENGTHS +0.5/-0				ASC-10 SPRAYER KIT 10 SECTION SUIT GENERIC 2WIRE VALVES		SCALE N/A
													SHEET 1 OF 1
													REV 1.0

14 PARK WAY  
 MAWSON LAKES  
 SOUTH AUSTRALIA  
 5095  
 PH: +61(0)882033300  
 FAX: +611300307205  
 EMAIL: info@topcon.com  
 www.topcon.com

DRAWING NO: 004007	SECURITY CLASS CONFIDENTIAL	DRAWING STANDARD AS1100
--------------------	--------------------------------	----------------------------

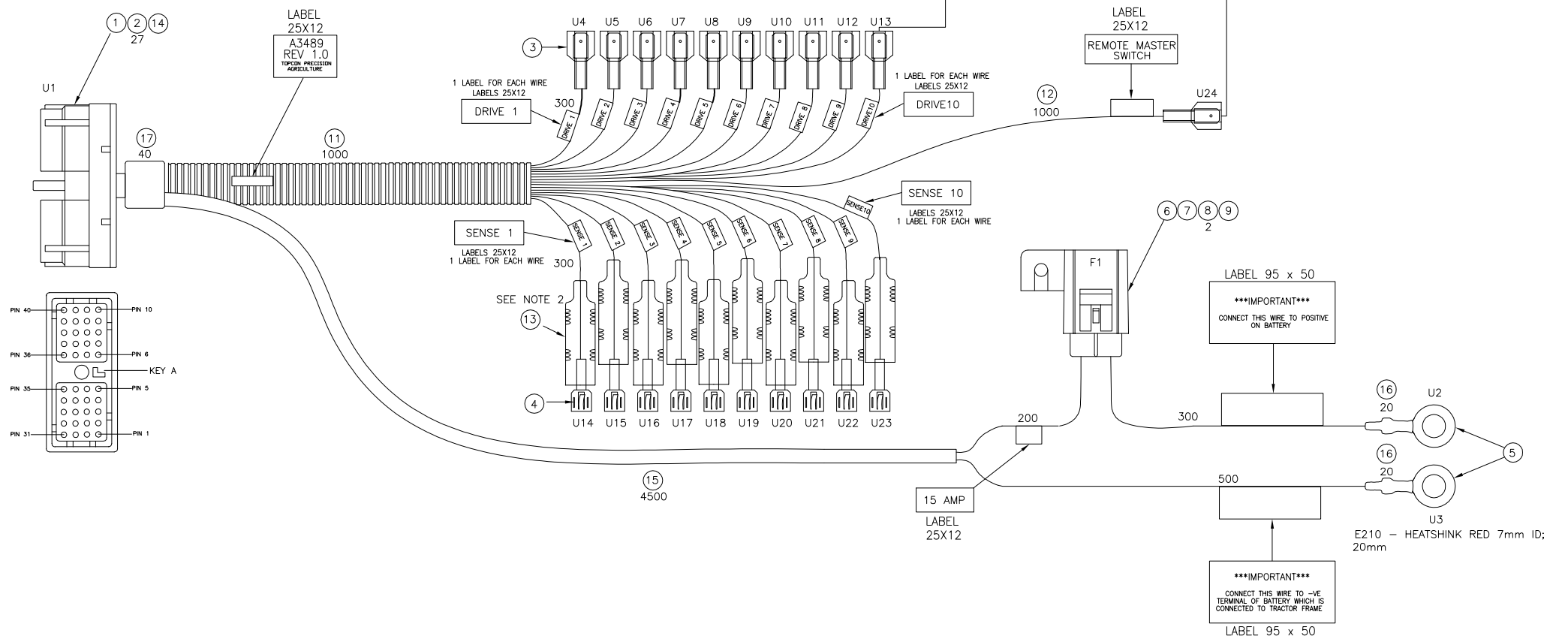
PART NO: H1246



PART OF ASSY: A3489

ITEM	QTY	MATERIAL/DESCRIPTION	PART NO	CODE
1	1	DEUTSCH DRC CONNECTOR KEY A SUIT F/M PINS	DRC-26-40SA	Y1026
2	27	DEUTSCH F SIZE 20 FORMED/STAMPED	1062-20-01	Y1057
3	11	TERMINAL 6.3mm MALE SPADE, INSULATED	BOMU63	Y479
4	10	TERMINAL 6.3mm F/M SPADE, TAGGED	QC 65-90601	QC 90601
			H2840ET/R1800	
5	2	TERMINAL, 9.7mm EYE TERMINAL, BRASS	1-0279514-1	Y484
6	1	AUTO F/HOLDER	12033769	Y815
7	1	COVER FOR F/HOLDER Y815	12033731	Y814
8	2	TERMINAL FOR Y815	12020156	Y813
9	1	AUTO FUSE 15Amp ATS BLADE	52815	Y847
10	11	SCOTCHLOK T-TAP BLUE 18-14G	AB001	Y005
11	1.0m	13mm PVC SPLIT CONDUIT BLACK	4Q727013B	E128
12	1.0m	PVC SLEEVE 8mm ID, BLACK	4Q726060BLK	E297
13	10	TERMINAL SPADE INSULATOR 6.3mm	H1138	Y658
14	13	DEUTSCH SEALING PLUG	11407	Y730
15	5.1m	CABLE TW SHTH 2 CR 26/0.3 14G	AWC22603	E325
16	.04m	HEATSHRINK BLACK 5mm	SCG5/2.5BK	F021
17	.04m	HEATSHRINK RED 50.8mm	4-1193886-5	E118

NOTES:  
 1. LABEL SIZES USED AS GUIDE ONLY  
 2. FIT INSULATORS PRIOR TO CRIMPING Y658  
 3. ENSURE U1 IS "A" KEY  
 \*. ENSURE REV IS THAT STATED ON TITLE BLOCK



REV	DATE	DCR NO.	DESCRIPTION OF CHANGE	DRWN	APPR'D	MATERIAL	MACHINING TOLERANCES	DRAWN	APPROVED	PART OF ASSY: A3489	PART NO:	PROJECT:	SHEET SIZE	
B	29/01/08	-	U25 TO U27 REMOVED		OM		X, XX +/-0.2 X.XX AS STATED ANGULAR ±0.25°	OM	MS		H1246	2118	A3	
C	13/05/08	-	MINOR DETAILS ADDED	DJK	BK			11/01/08	24/09/08				N/A	
1.0.0	18/09/08	-	ADD INSULATORS AND QC CONTACTS	DJK	MS	FINISH	HARNES TOLERANCES 0-200 +S/-3 300-1000 +10/-5 1000-3000 +20/-10 3000-5000 +40/-20 STRIP LENGTHS +0.5/-0							SHEET 1 OF 2
1.0.1	17/02/09	0303	ADD LABELS AND RED HEATSHRINK CHANGE SLEEVE TO SPLIT CONDUIT	DJK	BK						002761	AS1100	REV 1.0.1	

14 PARK WAY  
 MAWSON LAKES  
 SOUTH AUSTRALIA  
 5095  
 PH: +61(0)882033300  
 FAX: +611300307205  
 EMAIL: info@topcon.com  
 www.topcon.com

TITLE: ASC10 DRIVE/SENSE HARNESS	SECURITY CLASS CONFIDENTIAL	DRAWING STANDARD AS1100
-------------------------------------	--------------------------------	----------------------------

COPYRIGHT: THIS DRAWING IS THE PROPERTY OF TOPCON PRECISION AGRICULTURE. IT MAY NOT BE REPRODUCED IN WHOLE OR IN PART WITHOUT THEIR WRITTEN PERMISSION.

UNLESS OTHERWISE STATED, ALL PRINTED COPIES OF THIS DOCUMENT ARE UNCONTROLLED. REFER TO DRAWING REGISTER FOR LATEST RELEASE.

# ***ASC-10***

## ***System 150/System 350***

### ***Sprayer Adaptor Harness Kits***

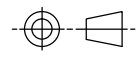


#### **Contents**


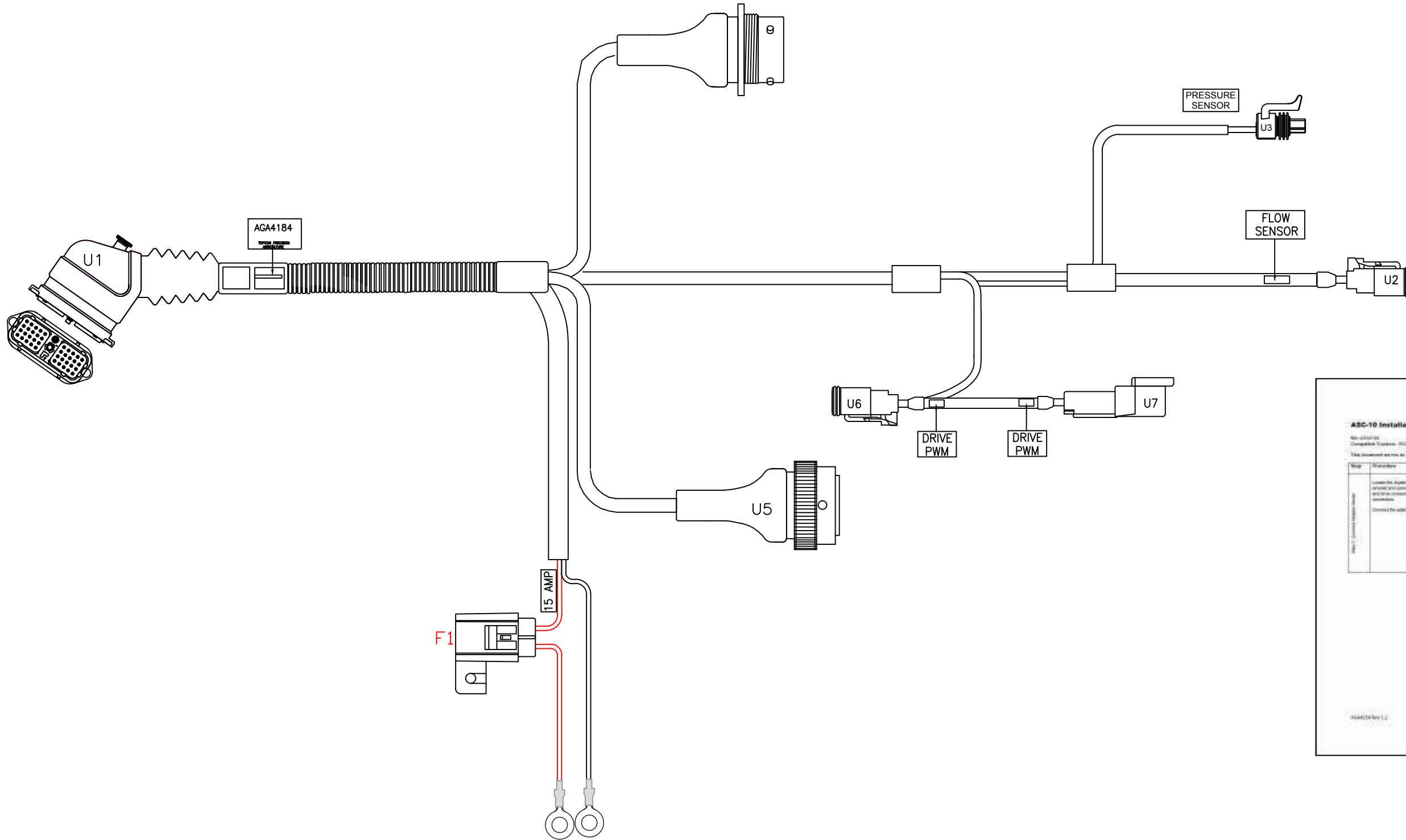
- AGA4747
- AGA4733
- AGA4734
- AGA4735
- AGA4247
- AGA4737
- AGA4738
- AGA4061
- AGA3916

PART NO: AGA4747

PART OF ASSY:



ITEM	QTY	MATERIAL/DESCRIPTION	DWG. NO.	CODE
1	1	HRNS, ROGATOR SS SERIES INSIDE	X	AGA4184
2	1	MANUAL< ASC-10 ROGATOR INSTALL	X	AGA4254
3	1	CABLE TIE 380mmx 4.8mm	X	Y004



REV	DATE	ECO NO.	DESCRIPTION OF CHANGE	DRWN	APPR'D	MATERIAL	MACHINING TOLERANCES	DRAWN	DATE	PART OF ASSY:	PART NO:	PROJECT:	SHEET SIZE
1.0	15/06/12	777	ORIGINAL RELEASE	KL			X, +/-1 X.X +/-0.2 X.XX AS STATED ANGULAR ±0.25°	KL	15/06/12		AGA4747		A3
							HARNES TOLERANCES 0-300 +5/-3 300-1000 +10/-5 1000-3000 +20/-10 3000-5000 +40/-20 STRIP LENGTHES +0.5/-0						N/A
													SHEET 1 OF 1
													REV 1.0

MACHINING TOLERANCES X, +/-1 X.X +/-0.2 X.XX AS STATED ANGULAR ±0.25°	MACHINING FINISH 3.2 ALL ROUND UNLESS OTHERWISE STATED	DO NOT SCALE UNLESS OTHERWISE STATED ALL DIMENSIONS ARE IN MILLIMETRES
14 PARK WAY MAWSON LAKES SOUTH AUSTRALIA 5095		
PH: +61(0)882033300 FAX: +611300307205 EMAIL: info@topcon.com www.topcon.com		

TITLE: KIT ASC-10 ROGATOR SS SERIES	DRAWING NO: 003705	SECURITY CLASS CONFIDENTIAL	DRAWING STANDARD AS1100
--	-----------------------	--------------------------------	----------------------------

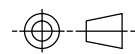
COPYRIGHT: THIS DRAWING IS THE PROPERTY OF TOPCON PRECISION AGRICULTURE. IT MAY NOT BE REPRODUCED IN WHOLE OR IN PART WITHOUT THEIR WRITTEN PERMISSION

UNLESS OTHERWISE STATED, ALL PRINTED COPIES OF THIS DOCUMENT ARE UNCONTROLLED. REFER TO DRAWING REGISTER FOR LATEST RELEASE

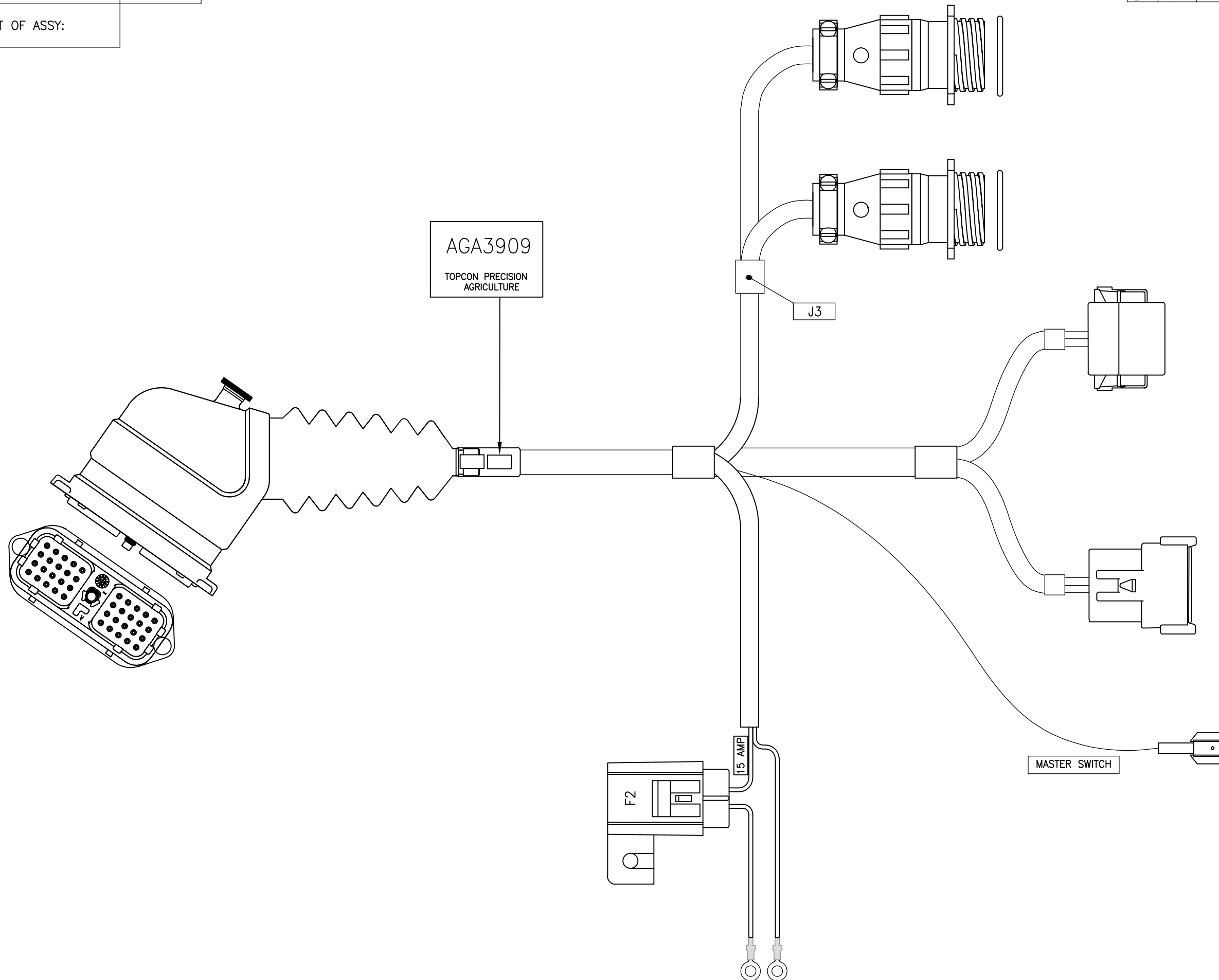


PART NO: AGA4733

PART OF ASSY:



ITEM	QTY	MATERIAL/DESCRIPTION	DWG. NO.	CODE
1	1	HRNS, RATE CONT ROGATOR	X	AGA3909
2	1	X	X	X



REV	DATE	ECO NO.	DESCRIPTION OF CHANGE	DRWN	APPR'D	MATERIAL	MACHINING TOLERANCES	DRAWN	DATE	PART OF ASSY:	PART NO:	PROJECT:	SHEET SIZE
1.0	15/06/12	771	ORIGINAL RELEASE	KL			X, +/-1 X.X +/-0.2 X.XX AS STATED ANGULAR ±0.25°	KL	15/06/12		AGA4733		A3
							HARNES TOLERANCES 0-300 +5/-3 300-1000 +10/-5 1000-3000 +20/-10 3000-5000 +40/-20 STRIP LENGTHES +0.5/-0	CHECKED	DATE	MACHINE FINISH 3.2 ALL ROUND UNLESS OTHERWISE STATED	KIT, ASC-10 ROGATOR 1254,1264 1274, 1274C		N/A
								ENG APPROVAL	DATE	DO NOT SCALE UNLESS OTHERWISE STATED ALL DIMENSIONS ARE IN MILLIMETRES			SHEET 1 OF 1
								14 PARK WAY MAWSON LAKES SOUTH AUSTRALIA 5095 PH:+61(0)882033300 FAX: +611300307205 EMAIL:info@topcon.com www.topcon.com		DRAWING NO: 003786	SECURITY CLASS CONFIDENTIAL	DRAWING STANDARD AS1100	REV 1.0

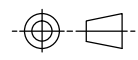
COPYRIGHT: THIS DRAWING IS THE PROPERTY OF TOPCON PRECISION AGRICULTURE. IT MAY NOT BE REPRODUCED IN WHOLE OR IN PART WITHOUT THEIR WRITTEN PERMISSION

UNLESS OTHERWISE STATED, ALL PRINTED COPIES OF THIS DOCUMENT ARE UNCONTROLLED. REFER TO DRAWING REGISTER FOR LATEST RELEASE

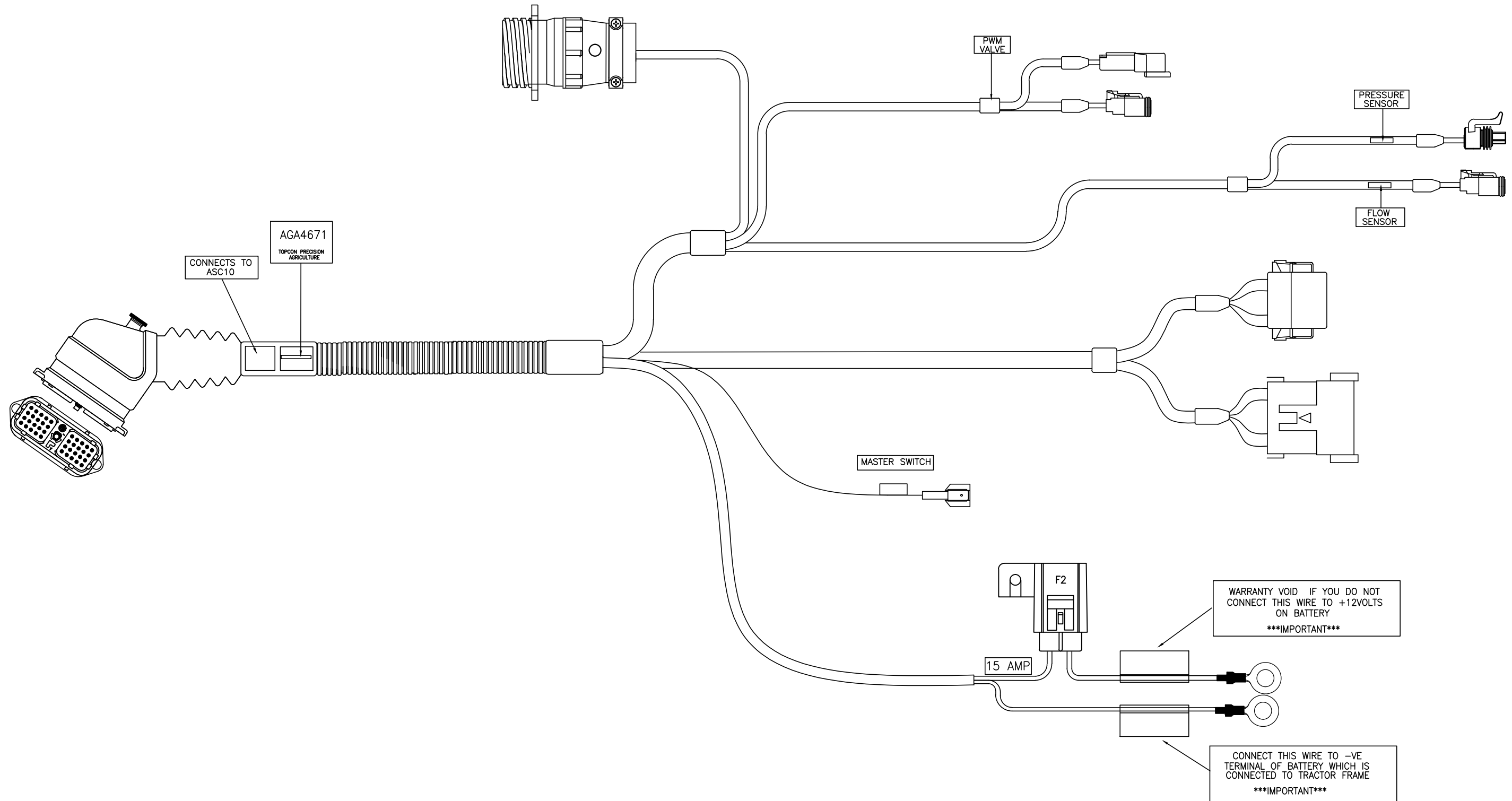


PART NO: AGA4735

PART OF ASSY:



ITEM	QTY	MATERIAL/DESCRIPTION	DWG. NO.	CODE
1	1	HRNS, RATE CONTROL SPRAY COUPE, 7660 & LTR	X	AGA4671
2	1	X	X	X



REV	DATE	ECO NO.	DESCRIPTION OF CHANGE	DRWN	APPR'D	MATERIAL	MACHINING TOLERANCES	DRAWN	DATE	PART OF ASSY:	PART NO:	PROJECT:	SHEET SIZE
1.0	15/06/12	773	ORIGINAL RELEASE	KL			X, +/-1 X.X +/-0.2 X.XX AS STATED ANGULAR ±0.25°	KL	15/06/12		AGA4735		A3
							HARNES TOLERANCES 0-300 +5/-3 300-1000 +10/-5 1000-3000 +20/-10 3000-5000 +40/-20 STRIP LENGTHS +0.5/-0						N/A
													SHEET 1 OF 1
													REV 1.0

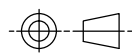
CHECKED ENG APPROVAL DATE	DATE DATE	MACHINE FINISH ALL ROUND UNLESS OTHERWISE STATED	DO NOT SCALE UNLESS OTHERWISE STATED ALL DIMENSIONS ARE IN MILLIMETRES
14 PARK WAY MAWSON LAKES SOUTH AUSTRALIA 5095		PH: +61(0)882033300 FAX: +611300307205 EMAIL: info@topcon.com www.topcon.com	TITLE: KIT, ASC-10, SPRAY COUPE 7650 & PRIOR
DRAWING NO: 003688	SECURITY CLASS CONFIDENTIAL	DRAWING STANDARD AS1100	

COPYRIGHT: THIS DRAWING IS THE PROPERTY OF TOPCON PRECISION AGRICULTURE. IT MAY NOT BE REPRODUCED IN WHOLE OR IN PART WITHOUT THEIR WRITTEN PERMISSION

UNLESS OTHERWISE STATED, ALL PRINTED COPIES OF THIS DOCUMENT ARE UNCONTROLLED. REFER TO DRAWING REGISTER FOR LATEST RELEASE

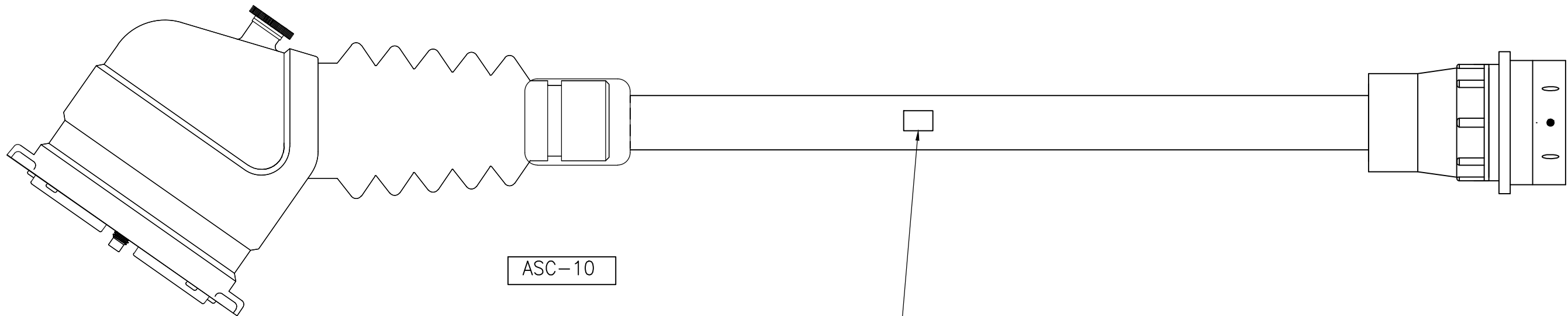


PART NO: AGA4737



ITEM	QTY	MATERIAL/DESCRIPTION	DWG. NO.	CODE
1	1	HRNS, ASC-10 TO TEEJET ADAPTOR	X	AGA4691

PART OF ASSY:



ASC-10

AGA4691  
TOPCON PRECISION AGRICULTURE

COPYRIGHT: THIS DRAWING IS THE PROPERTY OF TOPCON PRECISION AGRICULTURE. IT MAY NOT BE REPRODUCED IN WHOLE OR IN PART WITHOUT THEIR WRITTEN PERMISSION

UNLESS OTHERWISE STATED, ALL PRINTED COPIES OF THIS DOCUMENT ARE UNCONTROLLED. REFER TO DRAWING REGISTER FOR LATEST RELEASE

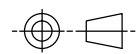
REV	DATE	ECO NO.	DESCRIPTION OF CHANGE	DRWN	APPR'D	MATERIAL	MACHINING TOLERANCES	DRAWN	DATE	PART OF ASSY:	PART NO:	PROJECT:	SHEET SIZE
1.0	15/06/12	775	ORIGINAL RELEASE	KL			X, +/-1 X.X +/-0.2 X.XX AS STATED ANGULAR ±0.25°	KL	15/06/12		AGA4737		A3
						FINISH	HARNES TOLERANCES 0-300 +5/-3 300-1000 +10/-5 1000-3000 +20/-10 3000-5000 +40/-20 STRIP LENGTHES +0.5/-0	CHECKED	DATE	MACHINE FINISH 3.2 ALL ROUND UNLESS OTHERWISE STATED	DO NOT SCALE UNLESS OTHERWISE STATED ALL DIMENSIONS ARE IN MILLIMETRES	TITLE: KIT ASC-10 TEEJET 844/854	SCALE N/A
								ENG APPROVAL	DATE		DRAWING NO: 003690	SECURITY CLASS CONFIDENTIAL	DRAWING STANDARD AS1100
													REV 1.0



14 PARK WAY  
MAWSON LAKES  
SOUTH AUSTRALIA  
5095  
PH: +61(0)882033300  
FAX: +611300307205  
EMAIL: info@topcon.com  
www.topcon.com

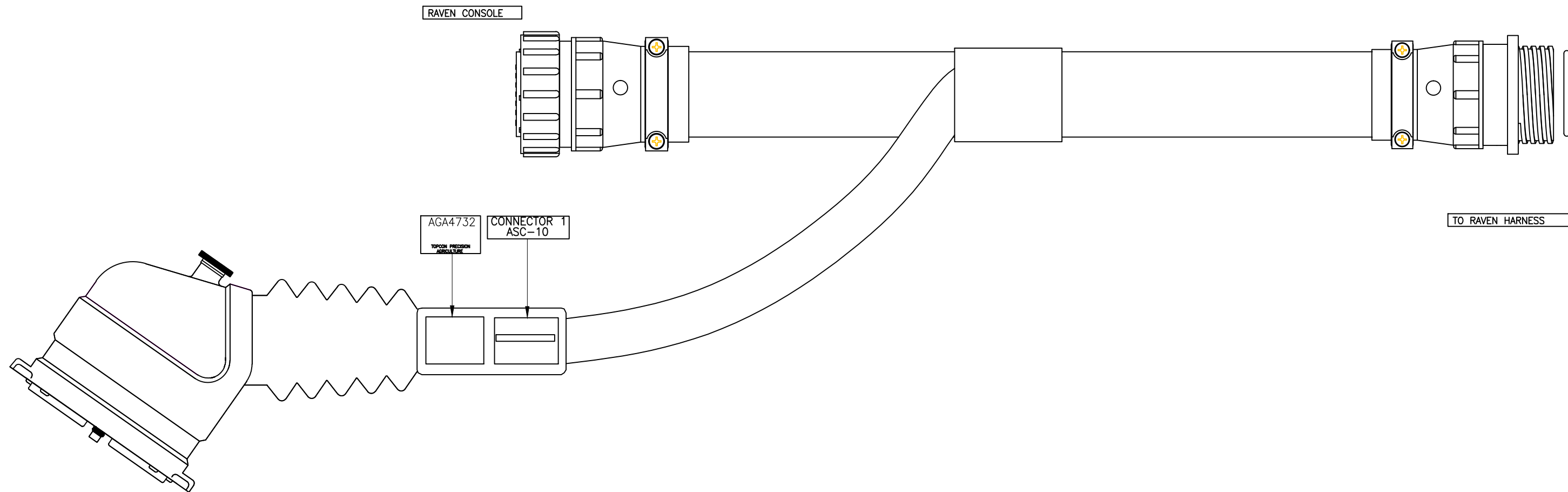


PART NO: AGA4738



PART OF ASSY:

ITEM	QTY	MATERIAL/DESCRIPTION	DWG. NO.	CODE
1	1	HRNS, ASC-10 ADAPT, RAVEN SMART BOOM	X	AGA4732



COPYRIGHT: THIS DRAWING IS THE PROPERTY OF TOPCON PRECISION AGRICULTURE. IT MAY NOT BE REPRODUCED IN WHOLE OR IN PART WITHOUT THEIR WRITTEN PERMISSION

UNLESS OTHERWISE STATED, ALL PRINTED COPIES OF THIS DOCUMENT ARE UNCONTROLLED. REFER TO DRAWING REGISTER FOR LATEST RELEASE

REV	DATE	ECO NO.	DESCRIPTION OF CHANGE	DRWN	APPR'D	MATERIAL	MACHINING TOLERANCES	DRAWN	DATE	PART OF ASSY:	PART NO:	PROJECT:	SHEET SIZE
1.0	15/06/12	776	ORIGINAL RELEASE	KL			X, +/-1 X.X +/-0.2 X.XX AS STATED ANGULAR ±0.25°	KL	15/06/12		AGA4738		A3
							HARNES TOLERANCES 0-300 +5/-3 300-1000 +10/-5 1000-3000 +20/-10 3000-5000 +40/-20 STRIP LENGTHS +0.5/-0						N/A
													SHEET 1 OF 1
													REV 1.0

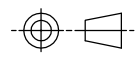
  

MACHINING TOLERANCES X, +/-1 X.X +/-0.2 X.XX AS STATED ANGULAR ±0.25°	DRAWN KL DATE 15/06/12	PART OF ASSY: MACHINE FINISH 3.2 ALL ROUND UNLESS OTHERWISE STATED	DO NOT SCALE UNLESS OTHERWISE STATED ALL DIMENSIONS ARE IN MILLIMETRES
HARNES TOLERANCES 0-300 +5/-3 300-1000 +10/-5 1000-3000 +20/-10 3000-5000 +40/-20 STRIP LENGTHS +0.5/-0	CHECKED DATE	TOPCON Precision Agriculture 14 PARK WAY MAWSON LAKES SOUTH AUSTRALIA 5095	PH:+61(0)882033300 FAX: +611300307205 EMAIL:info@topcon.com www.topcon.com

TITLE: KIT, ASC-10 RAVEN SMART BOOM	DRAWING NO: 003691	SECURITY CLASS CONFIDENTIAL	DRAWING STANDARD AS1100
--	-----------------------	--------------------------------	----------------------------

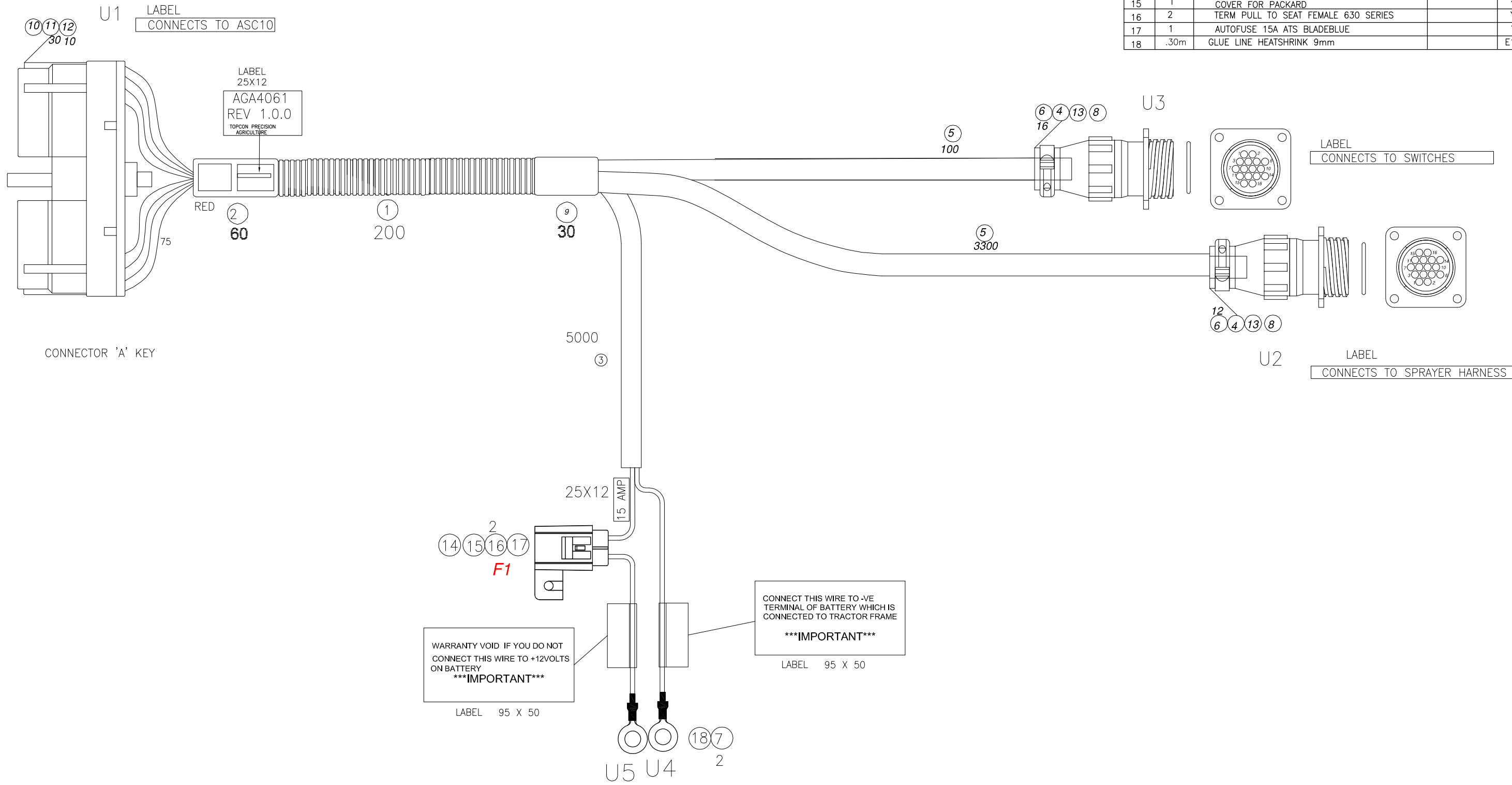
PART NO: AGH1379



PART OF ASSY: AGA406

- NOTE:  
 1. FILL BACKSHELL WITH SILICON NEUTRAL CURE;  
 2. ENSURE BACKSHELL DONE UP TIGHT;  
 3. LABEL SIZES ARE A GUIDE ONLY  
 \*. ENSURE REVISION AS STATED ON THE TITLE BLOCK

ITEM	QTY	MATERIAL/DESCRIPTION	DWG. NO.	CODE
1	0.2m	PVC SPLIT CONDUIT 20mm		E130
2	0.03m	HEATSHRINK RED 30mm		E101
3	5m	7mm PVC SPLIT CONDUIT		E125
4	2	BACKSHELL CPC 16 PIN		Y131
5	3.4m	PVC SLEEVE 14mm BLACK		E372
6	28	MALE AMP TERMINAL PIN CONTACT		Y074
7	2	9.7 EYE TERMINAL		Y484
8	2	NEOPRENE 'O' RING 16P		Y006
9	0.03m	HEATSHRINK 22mm GLUE LINES		E352
10	1	CONNECTOR DEUTSCH 40W		Y1026
11	30	DEUTSCH F TERM #20 FORMED/STAMPED		Y1057
12	10	DEUTSCH DTM SERIES SEALING PLUG		Y730
13	2	AMP 16S RECEPT MALE PINS		Y133
14	1	METRI PACK FUSE ASSY		Y815
15	1	COVER FOR PACKARD		Y814
16	2	TERM PULL TO SEAT FEMALE 630 SERIES		Y813
17	1	AUTOFUSE 15A ATS BLADEBLUE		Y847
18	.30m	GLUE LINE HEATSHRINK 9mm		E175



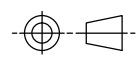
REV	DATE	ECO NO.	DESCRIPTION OF CHANGE	DRWN	APPR'D	MATERIAL	MACHINING TOLERANCES	DRAWN	DATE	PART OF ASSY: AGA4061	PART NO:	PROJECT:	SHEET SIZE				
B	18/11/09		Change labels	JR			X.X +/-0.1 X.XX +/-0.2 X.XX AS STATED ANGULAR ±0.25°	JR	17/11/09		AGH1379		A3				
C	14/12/09		Swap U3 and U2 on schematic	JR				QF	18/06/10				SCALE N/A				
1.0.0	07/06/10		Production release	JR	QF	FINISH	HARNESS TOLERANCES 0-300 +5/-3 300-1000 +10/-5 1000-3000 +20/-10 3000-5000 +40/-20 STRIP LENGTHS +0.5/-0	QF	18/06/10				SHEET 1 OF 2				
										14 PARK WAY MAWSON LAKES SOUTH AUSTRALIA 5095		PH:+61(0)882033300 FAX: +611300307205 EMAIL:info@topcon.com www.topcon.com		TITLE: ASC-10 TRACTOR HARNESS TO SUIT A862 SPRAYER HARNESS		DRAWING NO: 003160 SECURITY CLASS: CONFIDENTIAL DRAWING STANDARD: AS1100 REV: 1.0.0	

COPYRIGHT: THIS DRAWING IS THE PROPERTY OF TOPCON PRECISION AGRICULTURE. IT MAY NOT BE REPRODUCED IN WHOLE OR IN PART WITHOUT THEIR WRITTEN PERMISSION.

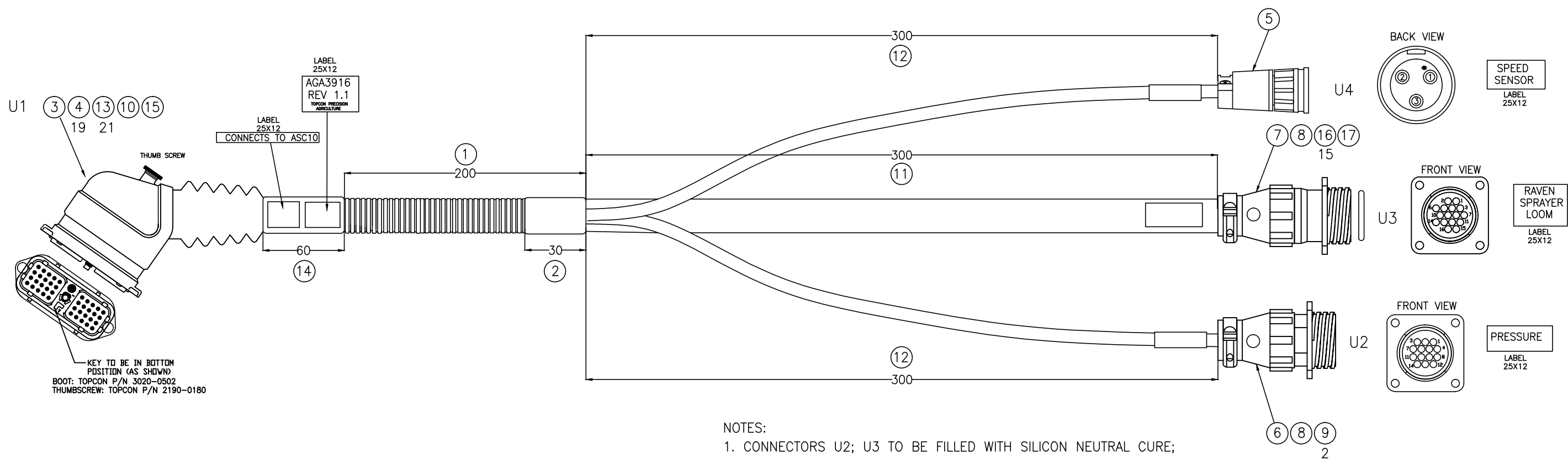
UNLESS OTHERWISE STATED, ALL PRINTED COPIES OF THIS DOCUMENT ARE UNCONTROLLED. REFER TO DRAWING REGISTER FOR LATEST RELEASE

PART NO: AGH1347

PART OF ASSY: AGA3916



ITEM	QTY	MATERIAL/DESCRIPTION	PART NO	CODE
1	.2m	PVC SPLIT CONDUIT 20mm	4Q727020B	E130
2	.03m	HEATSHRINK GLUE LINE 22mm	4Q106220B	E352
3	1	CONNECTOR DEUTSCH 40W	DRC26-40SA	Y1026
4	19	DEUTSCH F TERM #20 FORMED/STAMPED	1062-20-0122L	Y1057
5	1	MULTI-CON-X CABLE CONN 3W FEM	5182-03SG-528	Y566
6	1	CPC, 14 PIN, AMP REVERSE SEX F/M PINS	0-0206043-1	Y524
7	1	CPC, 16 PIN, AMP, RECEPTICLE	0-0206036-1	Y133
8	2	BACKSHELL, 16 PIN	0-0206070-1	Y131
9	2	FEMALE AMP TERMINAL, SOCKET	0-066100-7	Y072
10	1	BOOT TOPCON DTM06-12E007	3020-0502	Y1081
11	0.35m	PVC SLEEVE 16mm ID, BLACK	4Q726160BLK	E324
12	0.70m	PVC SLEEVE 6mm ID, BLACK	4Q726060BLK	E297
13	21	DEUTSCH DTM SERIES SEALING PLUG	0413-204-2005	Y730
14	0.06m	HEATSHRINK RED 40mm	812-SCG400RD-M	E101
15	1	THUMBSCREW - 2190-0180	2190-0180	Y1090
16	15	AMP TERMINAL MALE	0-066098-8	Y074
17	1	'O' RING 16 PIN	R10814-BS018	Y006



- NOTES:
- CONNECTORS U2; U3 TO BE FILLED WITH SILICON NEUTRAL CURE;
  - ENSURE CORRECT PLUG ORIENTATION;
  - ENSURE BACKSHELLS DONE UP TIGHT;
  - SECURE BOOT TO SPLIT CONDUIT USING H/S;
  - ENSURE WIRES INSIDE BOOT U1 ARE PROTECTED FROM RUBBING AGAINST THUMBSCREW;
- \*. ENSURE REVISION AS STATED ON THE TITLE BLOCK

KEY TO BE IN BOTTOM POSITION (AS SHOWN)  
 BOOT: TOPCON P/N 3020-0502  
 THUMBSCREW: TOPCON P/N 2190-0180

REV	DATE	ECO NO.	DESCRIPTION OF CHANGE	DRWN	APPR'D	MATERIAL	MACHINING TOLERANCES	DRAWN	DATE	PART OF ASSY: AGA3916	PART NO:	PROJECT:	SHEET SIZE
1.0	06/07/10		Production Release	JR	KM		X, X.X +/-1 X.XX +/-0.2 X.XX AS STATED ANGULAR ±0.25°	JR	12/08/09		AGH1347		A3
1.1	08/12/11	C0497	Correct Description	DK	KM			KM	21/09/10				SCALE N/A
1.2	26/3/12	C0603	Add 'O' ring, Correct BOM update dwg	DK		FINISH	HARNES TOLERANCES 0-300 +5/-3 300-1000 +10/-5 1000-3000 +20/-10 3000-5000 +40/-20 STRIP LENGTHS +0.5/-0	KM	21/09/10				SHEET 1 OF 2
<p>DO NOT SCALE UNLESS OTHERWISE STATED ALL DIMENSIONS ARE IN MILLIMETRES</p> <p>ALL ROUND UNLESS OTHERWISE STATED</p> <p>PH: +61(0)882033300                  FAX: +611300307205                  EMAIL: info@topcon.com                  www.topcon.com</p>											DRAWING NO: 003005 SECURITY CLASS: CONFIDENTIAL DRAWING STANDARD: AS1100		REV 1.2

COPYRIGHT: THIS DRAWING IS THE PROPERTY OF TOPCON PRECISION AGRICULTURE. IT MAY NOT BE REPRODUCED IN WHOLE OR IN PART WITHOUT THEIR WRITTEN PERMISSION.

UNLESS OTHERWISE STATED, ALL PRINTED COPIES OF THIS DOCUMENT ARE UNCONTROLLED. REFER TO DRAWING REGISTER FOR LATEST RELEASE

# ***ASC-10***

## ***System 150/System 350***

### ***Option Harnesses***

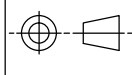


#### **Contents**

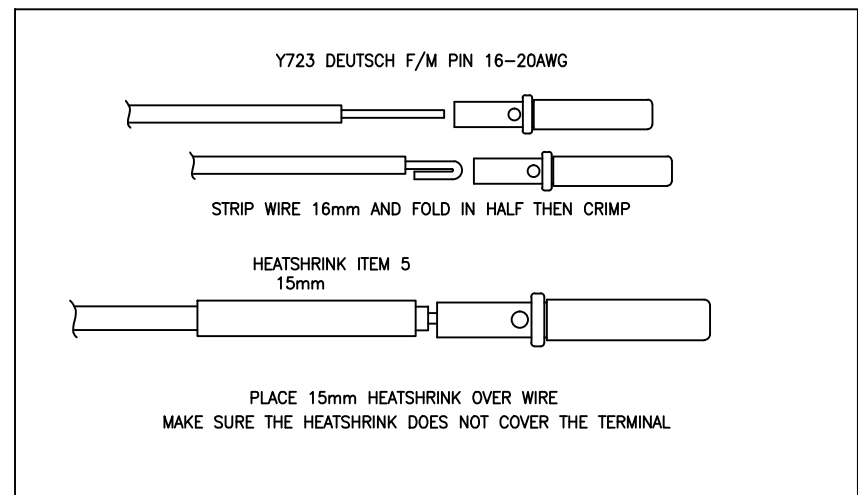

- AGA4543
- A870

PART NO: AGH1559

PART OF ASSY: AGA4543



ITEM	QTY	MATERIAL/DESCRIPTION	PART NO	CODE
1	1	TECSIS TRANSDUCER 0-150psi 1/4" NPT 0-5v	P3297P415206	AGQ282
2	1	DEUTSCH 3W PLUG W/WEDGE	DT06-3S/W	Y499
3	3	DEUTSCH DT FEMALE PIN 16-20AWG	0462-201-16141	Y723
4	.03m	HEATSHRINK GLUE LINED 9mm	4Q105090B	E175
5	.05m	HEATSHRINK BLACK 2.5mm	SCG2.5/1.25BK	E012



NOTE :

- \* AT U2 SLEEVE THE INDIVIDUAL WIRES WITH HEAT SHRINK AS PER DIAGRAM, BEING CAREFUL NOT TO COVER THE TERMINAL.
- ONCE THE WIRES HAVE BEEN COVERED AND INSERTED INTO THE CONNECTOR, USE HEAT SHRINK, ITEM 4, TO COVER SHEATH, WIRES AND SOME OF THE HEAT SHRINK, ITEM 5. LEAVE 10mm BETWEEN THIS OUTER HEAT SHRINK, ITEM 4, AND THE CONNECTOR, U2.

\*. ENSURE REVISION AS STATED ON THE TITLE BLOCK  
1. LABEL SIZE USED AS A GUIDE

COPYRIGHT: THIS DRAWING IS THE PROPERTY OF TOPCON PRECISION AGRICULTURE. IT MAY NOT BE REPRODUCED IN WHOLE OR IN PART WITHOUT THEIR WRITTEN PERMISSION.

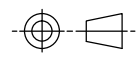
UNLESS OTHERWISE STATED, ALL PRINTED COPIES OF THIS DOCUMENT ARE UNCONTROLLED. REFER TO DRAWING REGISTER FOR LATEST RELEASE

REV	DATE	ECO NO.	DESCRIPTION OF CHANGE	DRWN	APPR'D	MATERIAL	MACHINING TOLERANCES	DRAWN	DATE	PART OF ASSY:	PART NO:	PROJECT:	SHEET SIZE
1.0.0	7/2/11	534	PRODUCTION RELEASE	DK	KM		X. +/-1 X.X +/-0.2 X.XX AS STATED ANGULAR ±0.25°	DK	21/12/10	AGA4543	AGH1559	8534	A3
1.0.1	29/1/13	715	HEATSHRINK TO COVER WIRE U2	DK			HARNES TOLERANCES 0-300 +5/-3 300-1000 +10/-5 1000-3000 +20/-10 3000-5000 +40/-20 STRIP LENGTHES +0.5/-0	OM	7/6/11				N/A
								KM	10/8/11				SHEET 1 OF 2
<p>14 PARK WAY MAWSON LAKES SOUTH AUSTRALIA 5095                  PH: +61(0)882033300 FAX: +611300307205                  EMAIL: info@topcon.com www.topcon.com</p>											TITLE: <b>SENSOR 10 BAR PRESSURE 0-5V WITH DEUTSCH 3 PIN PLUG</b>		SCALE: N/A
DRAWING NO: 003493											SECURITY CLASS: CONFIDENTIAL	DRAWING STANDARD: AS1100	REV: 1.0.1

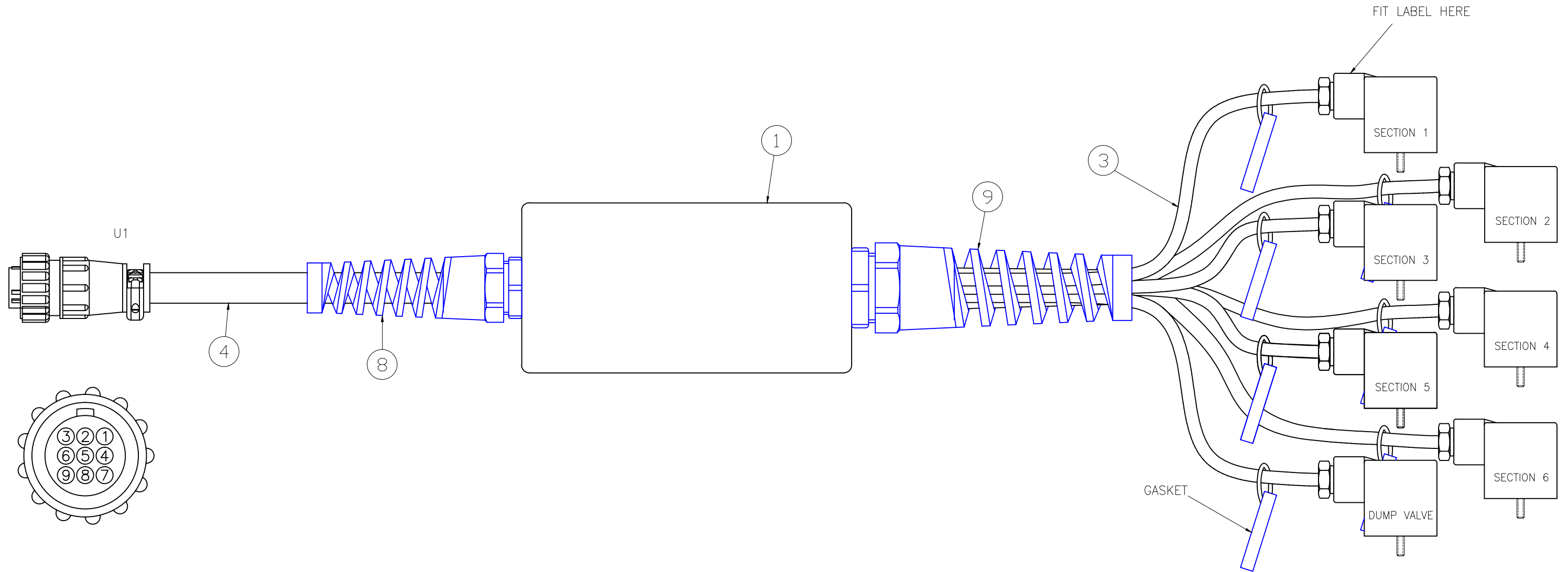


PART NO: A870

PART OF ASSY:



ITEM	QTY	MATERIAL/DESCRIPTION	DWG. NO.	CODE
1	1	ENCLOSURE, DUAL BOOM INTERFACE	1750	A1718
2	6	RECT DIODE 400V 1A D041		D001
3	7	SRC, MK5, SPRAYER LOOM INTERFACE	1257	H583
4	1	SCR, MK5, SILVAN, UNIVERSAL SPRAY LOOM	1256	H585
5	1	SRC, ARAG RELAY PCB		P063
6	7	SCHRACK RELAY DPCO 6A 12VDC		S061
7	1	CABLE TIE 102mm X 2.5mm BLACK		Y465
8	1	GLAND HEYCO PIGTAIL LTF13.5BLK		Z062
9	1	GLAND HEYCO PIGTAIL FLTF21BLK		Z154



COPYRIGHT: THIS DRAWING IS THE PROPERTY OF TOPCON PRECISION AGRICULTURE. IT MAY NOT BE REPRODUCED IN WHOLE OR IN PART WITHOUT THEIR WRITTEN PERMISSION

UNLESS OTHERWISE STATED, ALL PRINTED COPIES OF THIS DOCUMENT ARE UNCONTROLLED. REFER TO DRAWING REGISTER FOR LATEST RELEASE

REV	DATE	ECO NO.	DESCRIPTION OF CHANGE	DRWN	APPR'D	MATERIAL	MACHINING TOLERANCES	DRAWN	DATE	PART OF ASSY:	PART NO:	PROJECT:	SHEET SIZE
1.0.0	23/8/10	319	INITIAL RELEASE	BRM	KM		X, +/-1 X.X +/-0.2 X.XX AS STATED ANGULAR ±0.25°	BRM	13/08/10		A870		A3
						FINISH	HARNES TOLERANCES 0-300 +5/-3 300-1000 +10/-5 1000-3000 +20/-10 3000-5000 +40/-20 STRIP LENGTHS +0.5/-0	CHECKED OM	DATE 25/8/10	MACHINE FINISH 3.2 ALL ROUND UNLESS OTHERWISE STATED	DO NOT SCALE UNLESS OTHERWISE STATED ALL DIMENSIONS ARE IN MILLIMETRES		SCALE N/A
								ENG APPROVAL KM	DATE 25/8/10				SHEET 1 OF 1
14 PARK WAY MAWSON LAKES SOUTH AUSTRALIA 5095											PH:+61(0)882033300 FAX: +611300307205 EMAIL:info@topcon.com www.topcon.com		
DRAWING NO: 002428											SECURITY CLASS CONFIDENTIAL	DRAWING STANDARD AS1100	REV 1.0
TITLE: ECONOMY 6 SECTION + DUMP VALVE HARNESS													

# *System 350*

## *X30 Virtual Terminal ISOBUS*



### **Contents**

- X30 ISOBUS Harness Kit
- X30 / VT Seeder Interface Kit

# *System 350*

## *X30 ISOBUS*

### *Harness Kit*

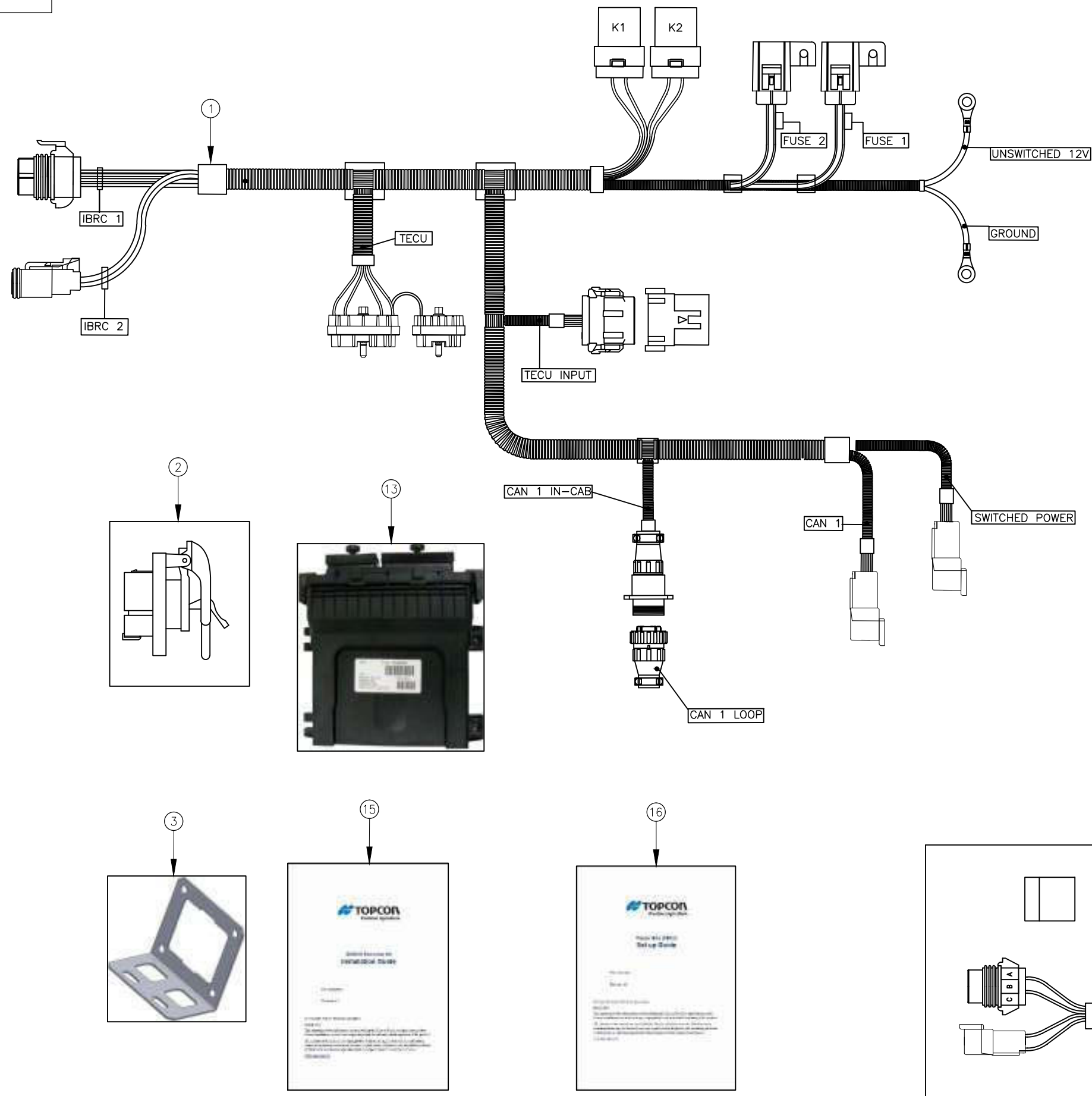
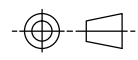


#### **Contents**

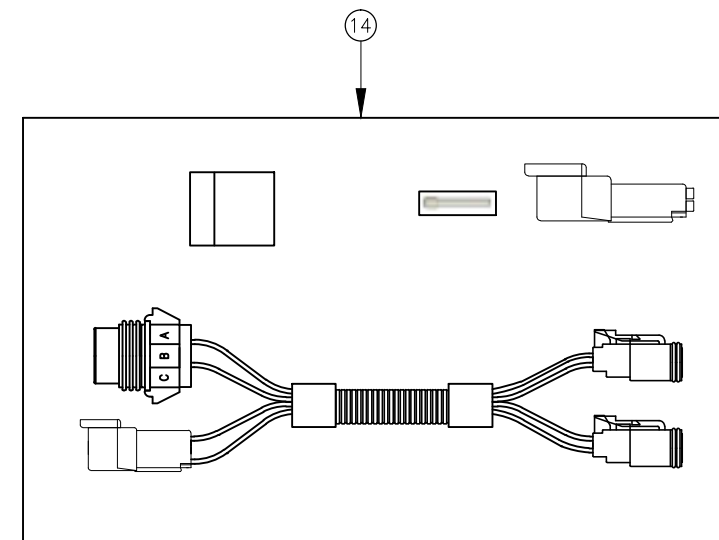
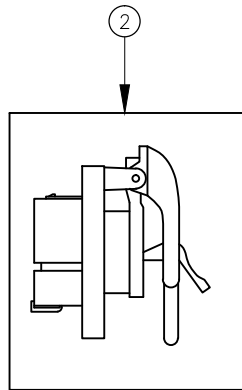
- AGA4982

PART NO: AGA4982

PART OF ASSY:



ITEM	QTY	MATERIAL/DESCRIPTION	DWG. NO.	CODE
1	1	HRNS, ROW CROP TRACTOR ISOBUS	X	AGA4716
2	1	IMPLEMENT BUS BREAKAWAY CONNECTOR	X	AGK163
3	1	BREAKAWAY COUPLER BRACKET	X	AGB1279
4	4	SCREW SH M6x20	X	AGF485
5	1	M6 NYLOC NUT	X	F466
6	2	SCREW SH M6x12	X	AGF540
7	6	M5x20 SH SCREW SS	X	F340
8	6	M5 NUT SS	X	F291
9	1	CABLE TIE 200x3.6mm	X	Y437
10	2	M8X20mm BOLT	X	F432
11	2	M8 NUT	X	F433
12	4	M8 FLAT WASHER	X	F442
13	1	TOPCON TECU	X	AGA4980
14	1	KIT, ISOBUS EXTENSION ADAPTOR	X	AGA4981
15	1	INSTALL GUIDE ISOBUS EXTENSION KIT	X	AGA5002
16	1	SETUP GUIDE TECU	X	AGA5003



REV	DATE	ECO NO.	DESCRIPTION OF CHANGE	DRWN	APPR'D	MATERIAL	MACHINING TOLERANCES	DRAWN	DATE	PART OF ASSY:	PART NO:	PROJECT:	SHEET SIZE					
1.0	09/03/12	885	ORIGINAL RELEASE	KL			X, +/-1 X.X +/-0.2 X.XX AS STATED ANGULAR ±0.25°	KL	09/03/12		AGA4982		A3					
							HARNES TOLERANCES 0-300 +5/-3 300-1000 +10/-5 1000-3000 +20/-10 3000-5000 +40/-20 STRIP LENGTHS +0.5/-0						N/A					
													SHEET 1 OF 1					
<table border="0"> <tr> <td> </td> <td>                     14 PARK WAY                      MAWSON LAKES                      SOUTH AUSTRALIA                      5095                 </td> <td>                     PH:+61(0)882033300                      FAX: +611300307205                      EMAIL:info@topcon.com                      www.topcon.com                 </td> </tr> </table>												14 PARK WAY MAWSON LAKES SOUTH AUSTRALIA 5095	PH:+61(0)882033300 FAX: +611300307205 EMAIL:info@topcon.com www.topcon.com	TITLE: KIT, ROW CROP TRACTOR ISOBUS EXTENSION	DRAWING NO: 004009	SECURITY CLASS CONFIDENTIAL	DRAWING STANDARD AS1100	REV 1.0
	14 PARK WAY MAWSON LAKES SOUTH AUSTRALIA 5095	PH:+61(0)882033300 FAX: +611300307205 EMAIL:info@topcon.com www.topcon.com																

COPYRIGHT: THIS DRAWING IS THE PROPERTY OF TOPCON PRECISION AGRICULTURE. IT MAY NOT BE REPRODUCED IN WHOLE OR IN PART WITHOUT THEIR WRITTEN PERMISSION.

UNLESS OTHERWISE STATED, ALL PRINTED COPIES OF THIS DOCUMENT ARE UNCONTROLLED. REFER TO DRAWING REGISTER FOR LATEST RELEASE.

# *System 350*

## *X30 VT Seeder*

### *Interface Kit*



*X30 Console*



*IB-1 X30 ISO Interface*

#### **Contents**

- AGA5026
- AGA5291







# System 200

## *X20 Console*



# *System 200*

## *X20 Console Base Kit*

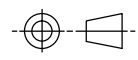


### **Contents**

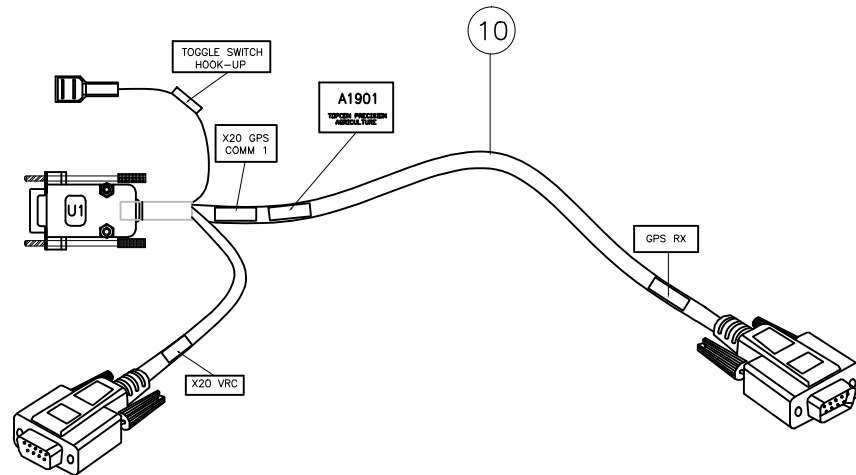

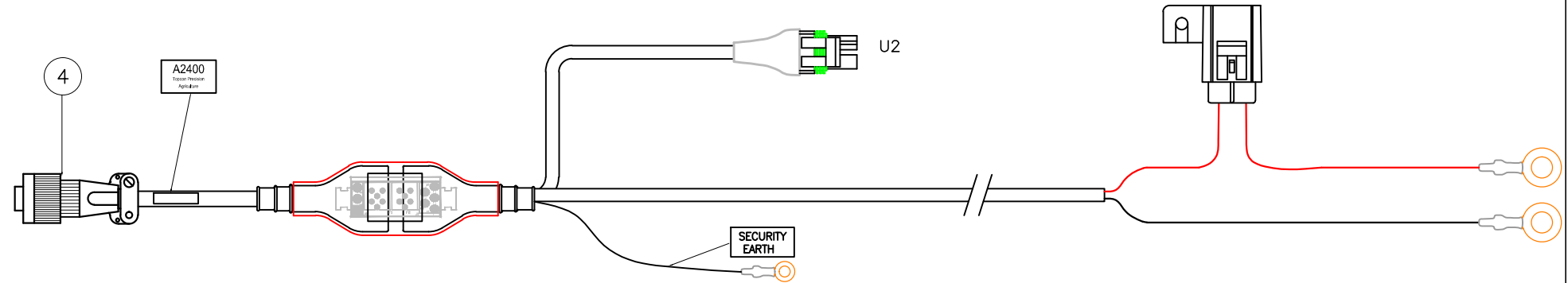
- A9050
- AGA4284

PART NO: A9050

PART OF ASSY:



ITEM	QTY	MATERIAL/DESCRIPTION	DWG. NO.	CODE
1	1	X20 CONSOLE PRECISION AG	X	A2010
2	1	ZYNX SOFTWARE FULL GUIDANCE	X	A1004
3	1	ZYNX SOFTWARE PRO STEER AUTO STEERING	X	A1595
4	1	X20 POWER HARNESS	X	A2400
5	1	X20 RAM MOUNT ANGLE KIT	X	A2615
6	1	MOUSE USB OPTICAL BLACK	X	A1224
7	1	ZYNX SOFTWARE MAPLINK LITE	X	A1547
8	1	ZYNX SOFTWARE MAPLINK MULTILAYER	X	A1679
9	1	ZYNX EXTERNAL SPEAKER	X	A1229
10	1	SERIAL-GPS/VRC COMMS	X	A1901
11	1	X20 MASTER CARTON	X	Z286
12	1	CARTON, X20 MASTER SERIES 2	X	AGZ313



REV	DATE	ECO NO.	DESCRIPTION OF CHANGE	DRWN	APPR'D	MATERIAL	MACHINING TOLERANCES	DRAWN	DATE	PART OF ASSY:	PART NO:	PROJECT:	SHEET SIZE
1.0	30/08/12	-	ORIGINAL RELEASE	KL			X, +/-1 X.X +/-0.2 X.XX AS STATED ANGULAR ±0.25°	KL	30/08/12		A9050		A3
						FINISH	HARNES TOLERANCES 0-300 +5/-3 300-1000 +10/-5 1000-3000 +20/-10 3000-5000 +40/-20 STRIP LENGTHS +0.5/-0						N/A
													SHEET 1 OF 1
													REV 1.0

DRAWN: KL CHECKED: DATE ENG APPROVAL: DATE	DATE: 30/08/12 DATE: DATE DATE: DATE	MACHINE FINISH: 3.2 ALL ROUND UNLESS OTHERWISE STATED DO NOT SCALE UNLESS OTHERWISE STATED ALL DIMENSIONS ARE IN MILLIMETRES	14 PARK WAY MAWSON LAKES SOUTH AUSTRALIA 5095	PH: +61(0)882033300 FAX: +611300307205 EMAIL: info@topcon.com www.topcon.com	DRAWING NO: 004535 SECURITY CLASS: CONFIDENTIAL DRAWING STANDARD: AS1100	TITLE: X20 BASE CONSOLE KIT
--	--	--	--	---	--	-----------------------------

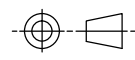
COPYRIGHT: THIS DRAWING IS THE PROPERTY OF TOPCON PRECISION AGRICULTURE. IT MAY NOT BE REPRODUCED IN WHOLE OR IN PART WITHOUT THEIR WRITTEN PERMISSION

UNLESS OTHERWISE STATED, ALL PRINTED COPIES OF THIS DOCUMENT ARE UNCONTROLLED. REFER TO DRAWING REGISTER FOR LATEST RELEASE

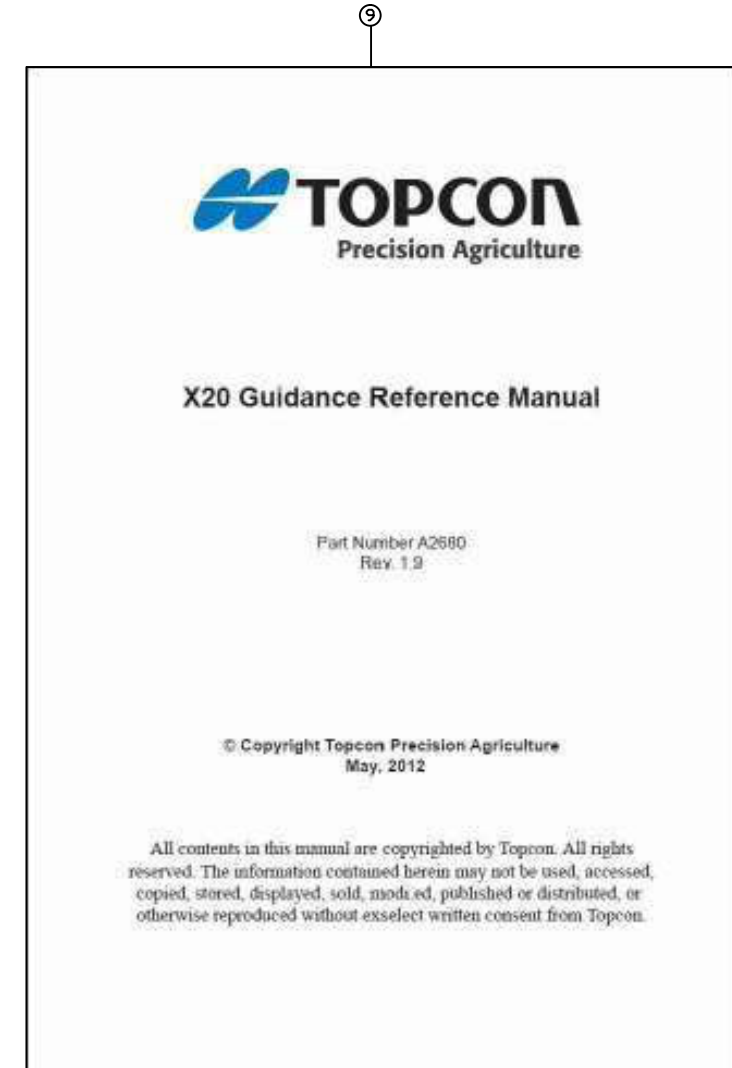
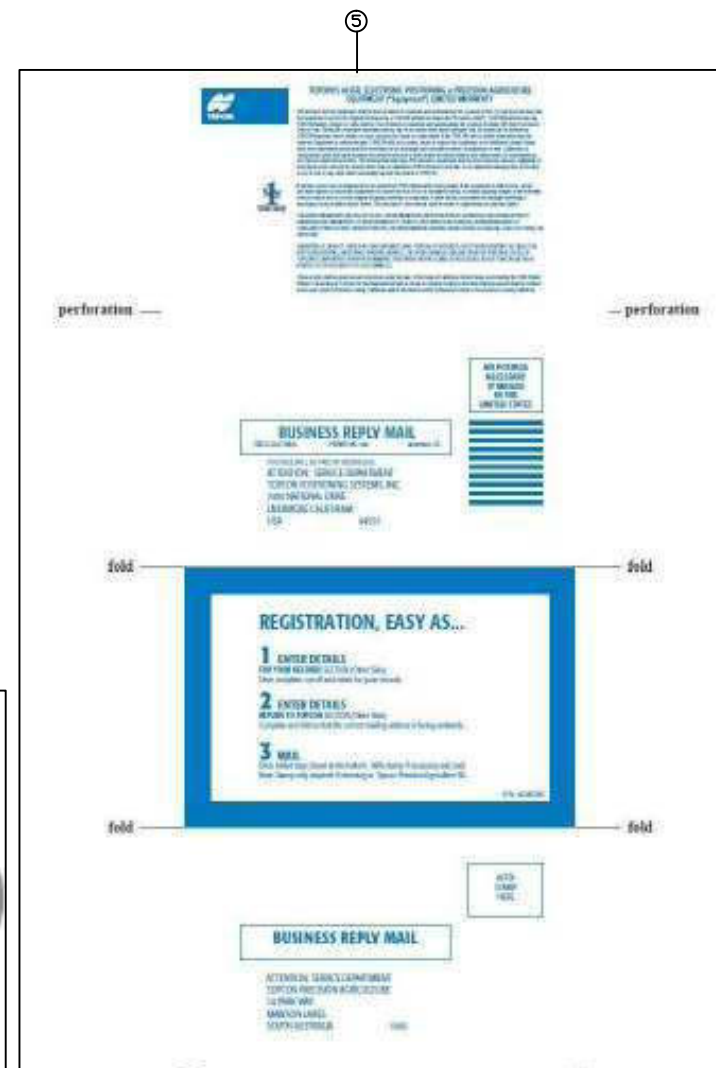
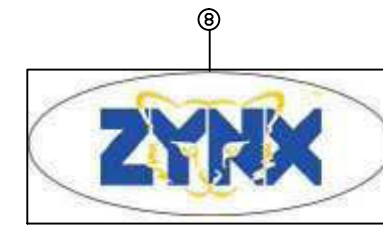


PART NO: AGA4284

PART OF ASSY:



ITEM	QTY	MATERIAL/DESCRIPTION	DWG. NO.	CODE
1	1	X20 OFFICE PC CD	X	A2638
2	1	RAM W/2 U-BOLTS FOR 3/4-1-1/4	X	B106
3	1	X20 CLAM SHELL PACKAGING	X	Z066
4	1	CARTON X20 INNER SERIES 3	X	AGZ312
5	1	WARRANTY CARD, AG UNIVERSAL	X	AGW289
6	1	GENERIC X20 CONSOLE	X	A2010GEN
7	1	WINDOWS XP FOR EMBEDDED SYSTEMS	X	AGA3923
8	1	LABEL, RESIN FILLED X20	X	O136
9	1	X20 GUIDANCE MANUAL	X	W136
10	1	RESEALABLE BAG, 180x240mm	X	Z028




COPYRIGHT: THIS DRAWING IS THE PROPERTY OF TOPCON PRECISION AGRICULTURE. IT MAY NOT BE REPRODUCED IN WHOLE OR IN PART WITHOUT THEIR WRITTEN PERMISSION

UNLESS OTHERWISE STATED, ALL PRINTED COPIES OF THIS DOCUMENT ARE UNCONTROLLED. REFER TO DRAWING REGISTER FOR LATEST RELEASE

REV	DATE	ECO NO.	DESCRIPTION OF CHANGE	DRWN	APPR'D	MATERIAL	MACHINING TOLERANCES	DRAWN	DATE	PART OF ASSY:	PART NO:	PROJECT:	SHEET SIZE
1.0	06/07/12	-	ORIGINAL RELEASE	KL			X, X.X, X.XX AS STATED ANGULAR ±0.25°	KL	06/07/12		AGA4284		A3
						FINISH	HARNES TOLERANCES 0-300 +5/-3 300-1000 +10/-5 1000-3000 +20/-10 3000-5000 +40/-20 STRIP LENGTHS +0.5/-0						N/A
TITLE: KIT, X20 AG BUDGET MODEL DRAWING NO: 00XXXX SECURITY CLASS: CONFIDENTIAL DRAWING STANDARD: AS1100											SHEET 1 OF 1		
PH: +61(0)882033300 FAX: +611300307205 EMAIL: info@topcon.com www.topcon.com											REV 1.0		

# *System 200*

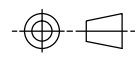
## *GNSS Receivers & Options*



### **Contents**


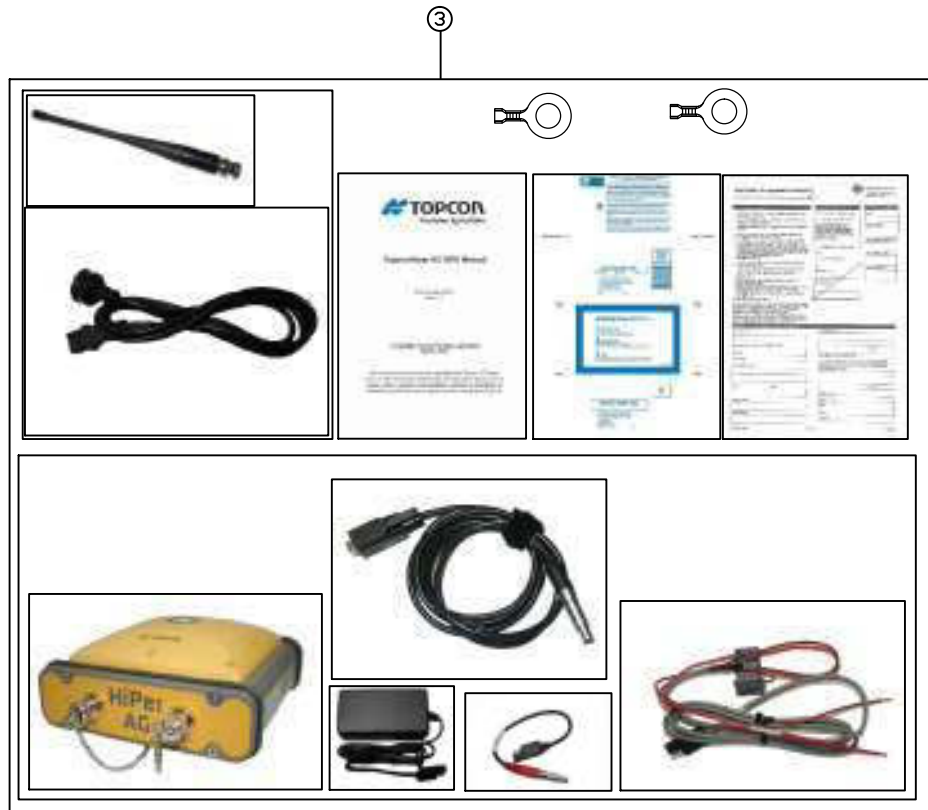
- A3503
- A3573
- AGA4448
- AGA4265
- AGA4267

PART NO: A3503



PART OF ASSY:

ITEM	QTY	MATERIAL/DESCRIPTION	DWG. NO.	CODE
1	1	KIT, WHIP ANTENNA WITH BRACKET	X	A2757
2	1	TRIPOD ALUMINIUM FLAT HEAD	X	A2952
3	1	TOPCON HIPER AG RECEIVER	X	A3499
4	1	CARTON MASTER FOR A3503 KIT	X	AGZ311
5	1	RTK BASE ANTENNA BRACKET	X	B122



REV	DATE	ECO NO.	DESCRIPTION OF CHANGE	DRWN	APPR'D	MATERIAL	MACHINING TOLERANCES	DRAWN	DATE	PART OF ASSY:	PART NO:	PROJECT:	SHEET SIZE
1.0	27/08/12	-	ORIGINAL RELEASE	KL			X, +/-1 X.X +/-0.2 X.XX AS STATED ANGULAR ±0.25°	KL	27/08/12		A3503		A3
							HARNES TOLERANCES 0-300 +5/-3 300-1000 +10/-5 1000-3000 +20/-10 3000-5000 +40/-20 STRIP LENGTHS +0.5/-0						N/A
													SHEET 1 OF 1
													REV 1.0

14 PARK WAY  
 MAWSON LAKES  
 SOUTH AUSTRALIA  
 5095  
 PH: +61(0)882033300  
 FAX: +611300307205  
 EMAIL: info@topcon.com  
 www.topcon.com

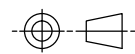
TITLE:	KIT, TOPCON HIPER AG MOBILE BASE	DRAWING NO:	00XXXX	SECURITY CLASS	CONFIDENTIAL	DRAWING STANDARD	AS1100
--------	-------------------------------------	-------------	--------	----------------	--------------	------------------	--------

COPYRIGHT: THIS DRAWING IS THE PROPERTY OF TOPCON PRECISION AGRICULTURE. IT MAY NOT BE REPRODUCED IN WHOLE OR IN PART WITHOUT THEIR WRITTEN PERMISSION

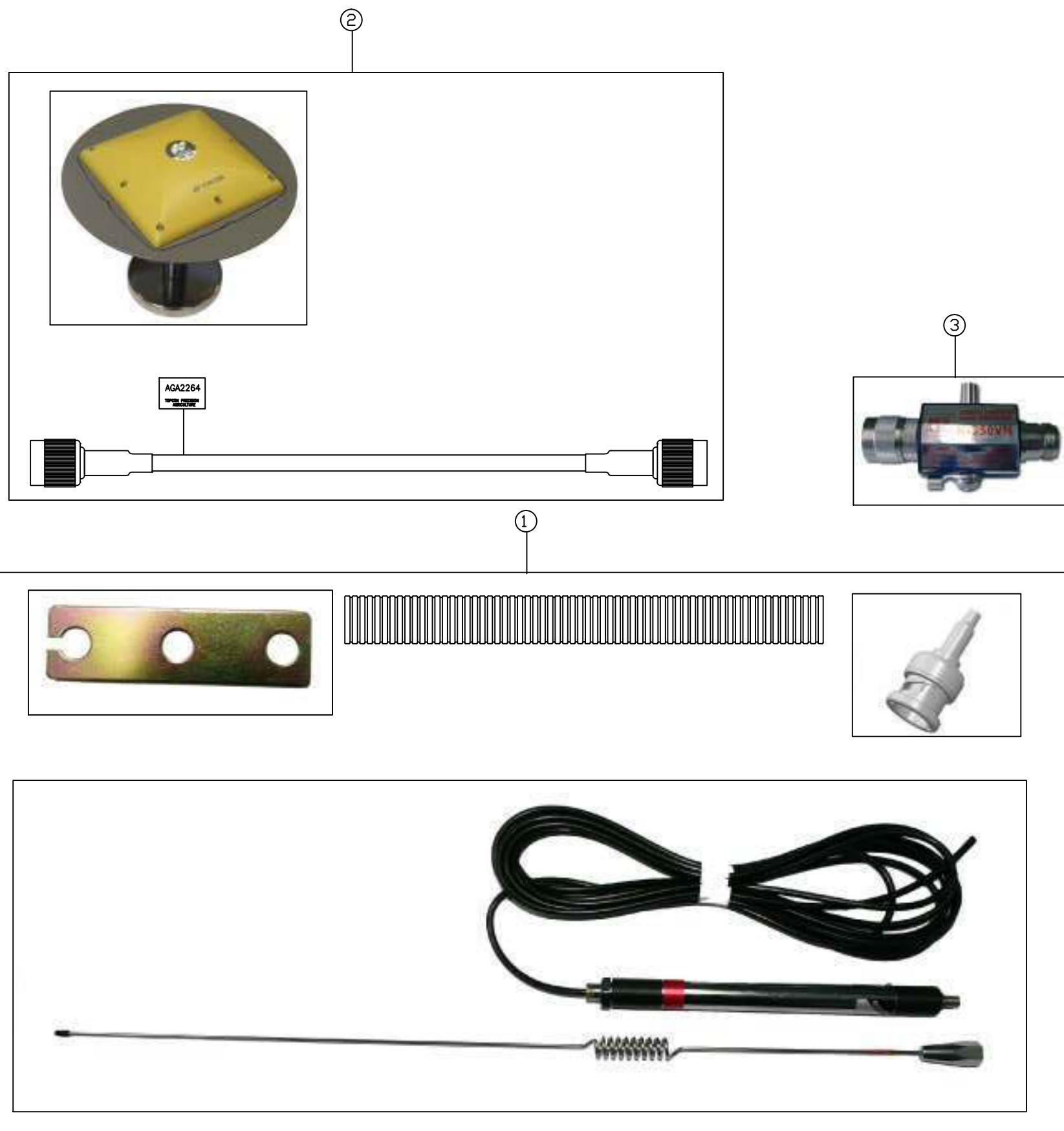
UNLESS OTHERWISE STATED, ALL PRINTED COPIES OF THIS DOCUMENT ARE UNCONTROLLED. REFER TO DRAWING REGISTER FOR LATEST RELEASE

PART NO: A3573

PART OF ASSY:



ITEM	QTY	MATERIAL/DESCRIPTION	DWG. NO.	CODE
1	1	KIT, WHIP ANTENNA WITH BRACKET	X	A2757
2	1	TOPCON PGA-1 ANTENNA WITH	X	A3248
3	1	LIGHTNING ARRESTER FOR EXT MNT	X	K101



REV	DATE	ECO NO.	DESCRIPTION OF CHANGE	DRWN	APPR'D	MATERIAL	MACHINING TOLERANCES	DRAWN	DATE	PART OF ASSY:	PART NO:	PROJECT:	SHEET SIZE	
1.0	28/08/12	-	ORIGINAL RELEASE	KL			X X.X +/-0.2 X.XX AS STATED ANGULAR ±0.25°	KL	28/08/12		A3573		A3	
						FINISH	HARNES TOLERANCES 0-300 +5/-3 300-1000 +10/-5 1000-3000 +20/-10 3000-5000 +40/-20 STRIP LENGTHES +0.5/-0	CHECKED	DATE	MACHINE FINISH 3.2 ALL ROUND UNLESS OTHERWISE STATED	DO NOT SCALE UNLESS OTHERWISE STATED ALL DIMENSIONS ARE IN MILLIMETRES		N/A	
								ENG APPROVAL	DATE				SHEET 1 OF 1	
								14 PARK WAY MAWSON LAKES SOUTH AUSTRALIA 5095		PH:+61(0)882033300 FAX: +611300307205 EMAIL:info@topcon.com www.topcon.com	DRAWING NO: 00XXXX	SECURITY CLASS CONFIDENTIAL	DRAWING STANDARD AS1100	REV 1.0

COPYRIGHT: THIS DRAWING IS THE PROPERTY OF TOPCON PRECISION AGRICULTURE. IT MAY NOT BE REPRODUCED IN WHOLE OR IN PART WITHOUT THEIR WRITTEN PERMISSION

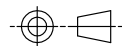
UNLESS OTHERWISE STATED, ALL PRINTED COPIES OF THIS DOCUMENT ARE UNCONTROLLED. REFER TO DRAWING REGISTER FOR LATEST RELEASE







PART NO: AGA4265




PART OF ASSY:

ITEM	QTY	MATERIAL/DESCRIPTION	DWG. NO.	CODE
1	1	RECEIVER, SGR-1 GPS		01-080401-01
2	1	WARRANTY CARD, AG UNIVERSAL		AGW289
3	1	CARTON, SGR-1 RECEIVER + FOAM		AGZ296



RECEIVER, SGR-1 GPS



COPYRIGHT: THIS DRAWING IS THE PROPERTY OF TOPCON PRECISION AGRICULTURE. IT MAY NOT BE REPRODUCED IN WHOLE OR IN PART WITHOUT THEIR WRITTEN PERMISSION.

UNLESS OTHERWISE STATED, ALL PRINTED COPIES OF THIS DOCUMENT ARE UNCONTROLLED. REFER TO DRAWING REGISTER FOR LATEST RELEASE

REV	DATE	ECO NO.	DESCRIPTION OF CHANGE	DRWN	APPR'D	MATERIAL	MACHINING TOLERANCES	DRAWN	DATE	PART OF ASSY:	PART NO:	PROJECT:	SHEET SIZE
1.0	12/8/11	595	PRODUCTION RELEASE	KL	KM		X, +/-1 X.X +/-0.2 X.XX AS STATED ANGULAR ±0.25°	KL	12/8/11		AGA4265		A3
						FINISH	HARNES TOLERANCES 0-300 +5/-3 300-1000 +10/-5 1000-3000 +20/-10 3000-5000 +40/-20 STRIP LENGTHS +0.5/-0	OM	12/8/11	MACHINE FINISH 3.2 ALL ROUND UNLESS OTHERWISE STATED	TITLE: KIT, SGR-1 RECEIVER		N/A
								ENG APPROVAL	DATE	DO NOT SCALE UNLESS OTHERWISE STATED ALL DIMENSIONS ARE IN MILLIMETRES	DRAWING NO: 003708	SECURITY CLASS CONFIDENTIAL	DRAWING STANDARD AS1100
								KM	12/8/11				REV 1.0
								14 PARK WAY MAWSON LAKES SOUTH AUSTRALIA 5095 PH: +61(0)882033300 FAX: +611300307205 EMAIL: info@topcon.com www.topcon.com					



# *System 200*

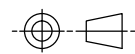
## *TopNET & CORS Network*

### **Contents**

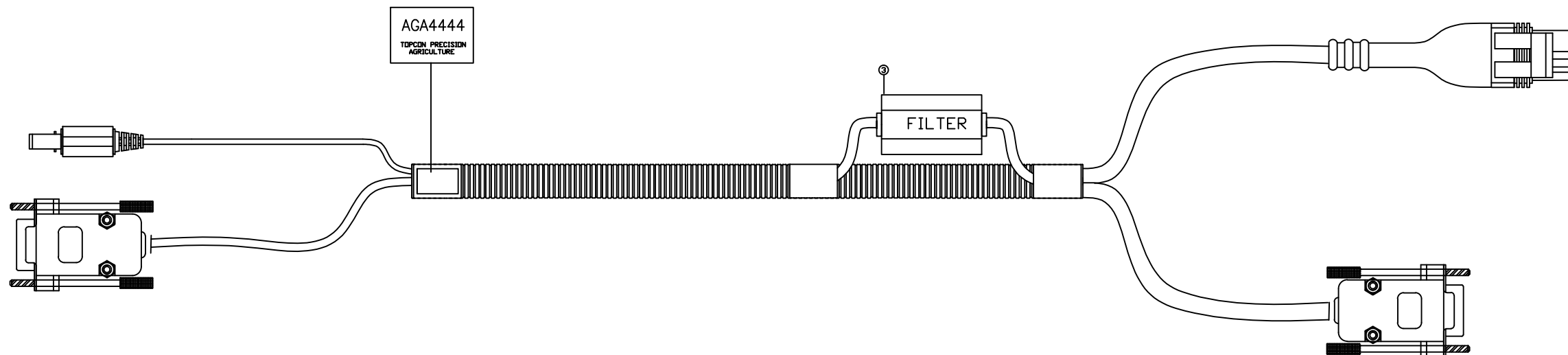
- AGA4343
- AGA4416
- AGA4608
- AGA4649

PART NO: AGA4343

PART OF ASSY:



ITEM	QTY	MATERIAL/DESCRIPTION	DWG. NO.	CODE
1	1	AG CON.NET W/OUT ACTIVATED SIM	X	AGA4417
2	1	CELL ANTENNA	X	AGA4336
3	1	HRNS, AG CON.NET GENERIC	X	AGA4444
4	1	10GB/365 DAY PRE PAID TELSTRA	X	AGA4338
5	1	CORS NETWORK SUBSCRIPTION	X	AGCS0006



REV	DATE	ECO NO.	DESCRIPTION OF CHANGE	DRWN	APPR'D	MATERIAL	MACHINING TOLERANCES	DRAWN	DATE	PART OF ASSY:	PART NO:	PROJECT:	SHEET SIZE
1.0	16/07/12	-	ORIGINAL RELEASE	KL			X, +/-1 X.X +/-0.2 X.XX AS STATED ANGULAR ±0.25°	KL	16/07/12		AGA4343		A3
							HARNES TOLERANCES 0-300 +5/-3 300-1000 +10/-5 1000-3000 +20/-10 3000-5000 +40/-20 STRIP LENGTHS +0.5/-0						N/A
													SHEET 1 OF 1
													REV 1.0

14 PARK WAY  
 MAWSON LAKES  
 SOUTH AUSTRALIA  
 5095  
 PH: +61(0)882033300  
 FAX: +611300307205  
 EMAIL: info@topcon.com  
 www.topcon.com

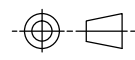
TITLE: UNIVERSAL AG CON.NET WITH 6 MONTH SIGNAL & DATA		DRAWING NO: 00XXXX	SECURITY CLASS: CONFIDENTIAL	DRAWING STANDARD: AS1100
--	--	--------------------	------------------------------	--------------------------

COPYRIGHT: THIS DRAWING IS THE PROPERTY OF TOPCON PRECISION AGRICULTURE. IT MAY NOT BE REPRODUCED IN WHOLE OR IN PART WITHOUT THEIR WRITTEN PERMISSION

UNLESS OTHERWISE STATED, ALL PRINTED COPIES OF THIS DOCUMENT ARE UNCONTROLLED. REFER TO DRAWING REGISTER FOR LATEST RELEASE

PART NO: AGA4416

PART OF ASSY:



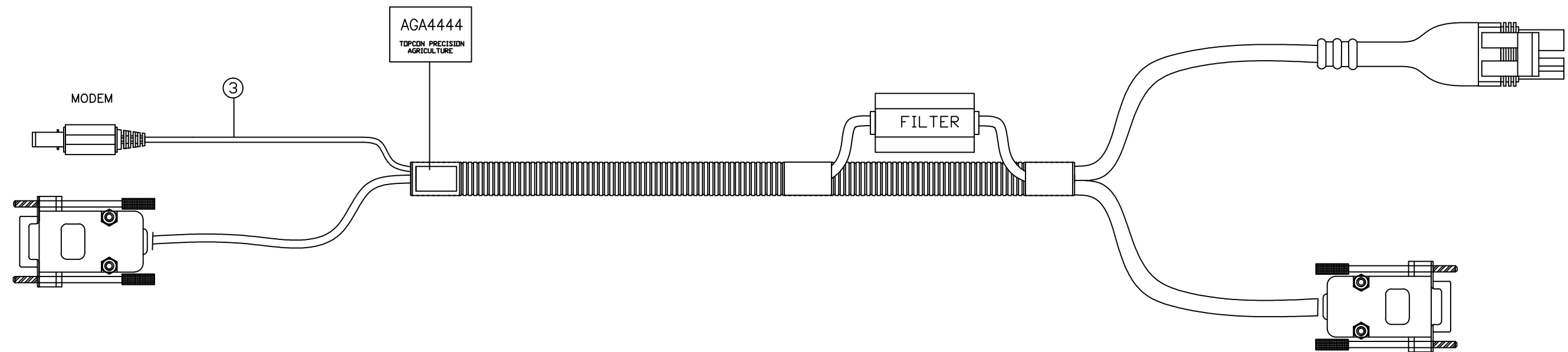
①



②



ITEM	QTY	MATERIAL/DESCRIPTION	DWG. NO.	CODE
1	1	AG CON.NET WITH OUT ACTIVATED SIM	X	AGA4417
2	1	CELL ANTENNA	X	AGA4336
3	1	HRNS, AG CON.NET GENERIC	X	AGA4444



REV	DATE	ECO NO.	DESCRIPTION OF CHANGE	DRWN	APPR'D	MATERIAL	MACHINING TOLERANCES	DRAWN	DATE	PART OF ASSY:	PART NO:	PROJECT:	SHEET SIZE
1.0	19/07/12	-	ORIGINAL RELEASE	KL			X, +/-1 X.X +/-0.2 X.XX AS STATED ANGULAR ±0.25°	KL	19/07/12		AGA4416		A3
							HARNES TOLERANCES 0-300 +5/-3 300-1000 +10/-5 1000-3000 +20/-10 3000-5000 +40/-20 STRIP LENGTHS +0.5/-0						N/A
													SHEET 1 OF 1
													REV 1.0

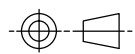
DO NOT SCALE UNLESS OTHERWISE STATED ALL DIMENSIONS ARE IN MILLIMETRES MACHINE FINISH 3.2 ALL ROUND UNLESS OTHERWISE STATED	14 PARK WAY MAWSON LAKES SOUTH AUSTRALIA 5095 PH: +61(0)882033300 FAX: +611300307205 EMAIL: info@topcon.com www.topcon.com	PART OF ASSY: AGA4416 UNIVERSAL AG CON.NET WITHOUT ACTIVATED SIM DRAWING NO: 00XXXX SECURITY CLASS CONFIDENTIAL DRAWING STANDARD AS1100
---	---	---

COPYRIGHT: THIS DRAWING IS THE PROPERTY OF TOPCON PRECISION AGRICULTURE. IT MAY NOT BE REPRODUCED IN WHOLE OR IN PART WITHOUT THEIR WRITTEN PERMISSION

UNLESS OTHERWISE STATED, ALL PRINTED COPIES OF THIS DOCUMENT ARE UNCONTROLLED. REFER TO DRAWING REGISTER FOR LATEST RELEASE



PART NO: AGA4608



ITEM	QTY	MATERIAL/DESCRIPTION	DWG. NO.	CODE
1	1	X	X	X

PART OF ASSY:



COPYRIGHT: THIS DRAWING IS THE PROPERTY OF TOPCON PRECISION AGRICULTURE. IT MAY NOT BE REPRODUCED IN WHOLE OR IN PART WITHOUT THEIR WRITTEN PERMISSION

UNLESS OTHERWISE STATED, ALL PRINTED COPIES OF THIS DOCUMENT ARE UNCONTROLLED. REFER TO DRAWING REGISTER FOR LATEST RELEASE

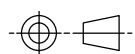
REV	DATE	ECO NO.	DESCRIPTION OF CHANGE	DRWN	APPR'D	MATERIAL	MACHINING TOLERANCES	DRAWN	DATE	PART OF ASSY:	PART NO:	PROJECT:	SHEET SIZE	
1.0	22/02/12	-	ORIGINAL RELEASE	KL			X, +/-1 X.X +/-0.2 X.XX AS STATED ANGULAR ±0.25°	KL	15/12/12		AGA4608		A3	
						FINISH	HARNES TOLERANCES 0-300 +5/-3 300-1000 +10/-5 1000-3000 +20/-10 3000-5000 +40/-20 STRIP LENGTHES +0.5/-0			MACHINE FINISH 3.2 ALL ROUND UNLESS OTHERWISE STATED	ASSY, AGI-3 RTK MODULE WITHOUT RADIO		N/A	
										DO NOT SCALE UNLESS OTHERWISE STATED ALL DIMENSIONS ARE IN MILLIMETRES			SHEET 1 OF 1	
											DRAWING NO: 004001	SECURITY CLASS CONFIDENTIAL	DRAWING STANDARD AS1100	REV 1.0



14 PARK WAY  
MAWSON LAKES  
SOUTH AUSTRALIA  
5095  
PH: +61(0)882033300  
FAX: +611300307205  
EMAIL: info@topcon.com  
www.topcon.com

PART NO: AGH1596

PART OF ASSY: AGA4649

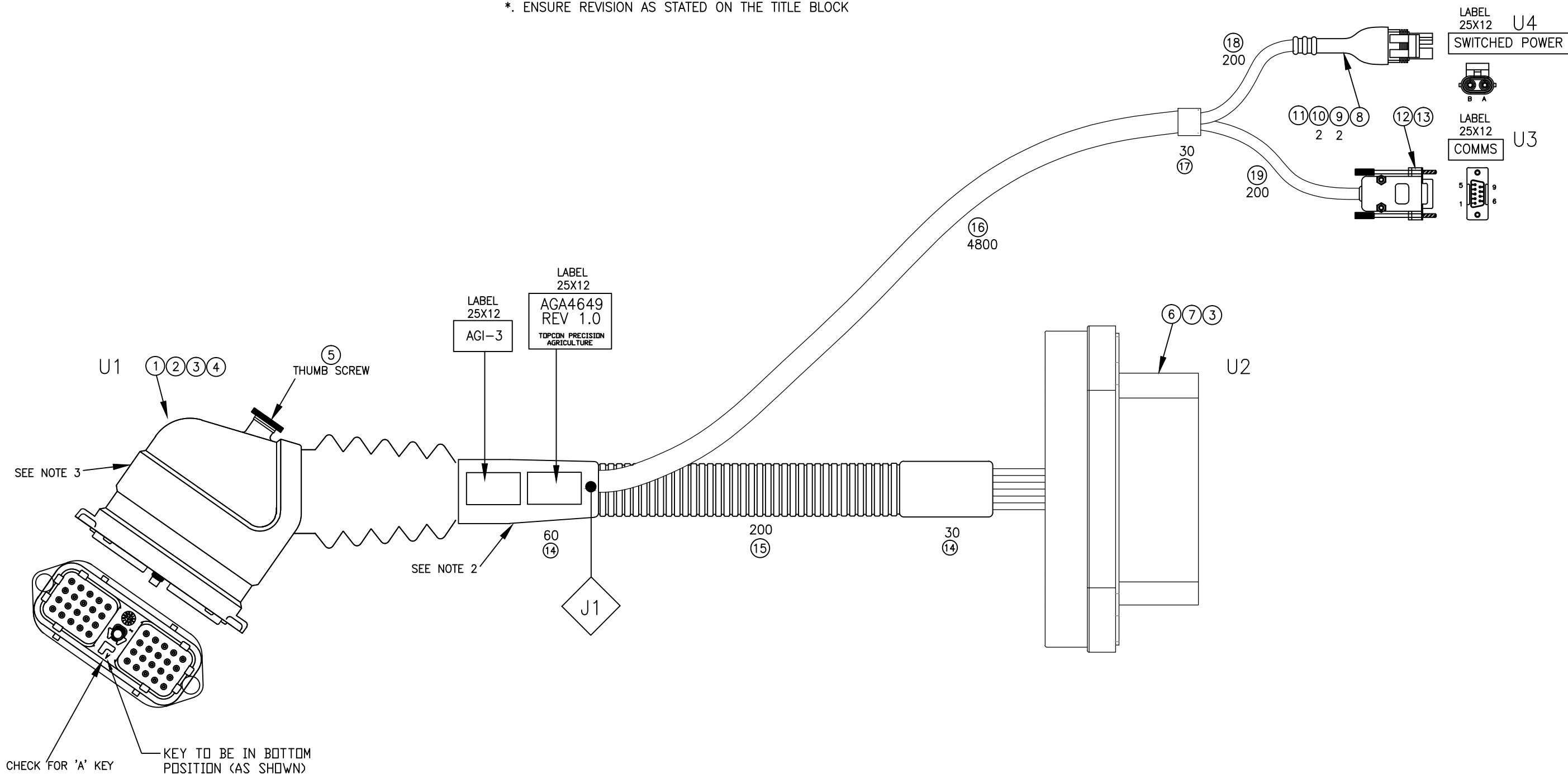


ITEM	QTY	MATERIAL/DESCRIPTION	PART NO	CODE
1	1	CONNECTOR DEUTSCH 40P PLUG KEY A	DRC 26-40SA	Y1026
2	13	DEUTSCH CONTACTS FEMALE #20	1062-20-0122L	Y1057
3	57	SEALING PLUG DEUTSCH	0413-204-2005	Y730
4	1	TOPCON BOOT SUIT DRC26-40S	3020-0502	Y1081
5	1	THUMBSCREW SUIT DRC26-40S	2190-0180	Y1090
6	1	CONNECTOR DEUTSCH 40P RECEIPT KEY A	DRC 22-40PA	AGY1301
7	10	DEUTSCH CONTACTS MALE #20	1060-20-0122L	Y1083
8	1	2 PIN WEATHER PACK MALE SHELL	12015792	Y207
9	2	CABLE SEAL WEATHER PACK (GRN)	15324982	Y208
10	2	WEATHER PACK PIN FEMALE	12089188	Y210
11	1	RUBBER BOOT FOR 2W WEATHER PK	B12015792	Y395
12	1	CONN DB9 9 PIN D FEM	P3010	Y415
13	1	BACKSHELL FOR 9P "D" CONN	P3090	Y417
14	0.09m	HEATSHRINK GLUE LINED 24mm	812-RDW240BK	E339
15	0.2m	13mmPP SPLIT CONDUIT BLACK POLYPROPYLENE	CORR-13PP	E128
16	4.8m	10mmPP SPLIT CONDUIT BLACK POLYPROPYLENE	CORR-10PP	E126
17	0.03m	HEATSHRINK GLUE LINE 12mm OD	4Q106120B	E361
18	5.1m	CABLE TWSH 2 CORE 16/0.30 16G	KA2TW300-BK	E002
19	5.1m	CABLE 2 CORE SCREENED	HC2332	E155

NOTE:

1. LABEL SIZE USED AS A GUIDE;
2. SECURE BOOT TO SPLIT CONDUIT USING H/S;
3. ENSURE WIRES INSIDE BOOT ARE PROTECTED FROM RUBBING AGAINST THUMBSCREW;

\*. ENSURE REVISION AS STATED ON THE TITLE BLOCK



BOOT: TOPCON P/N 3020-0502  
 THUMBSCREW: TOPCON P/N 2190-0180

REV	DATE	ECO NO.	DESCRIPTION OF CHANGE	DRWN	APPR'D	MATERIAL	MACHINING TOLERANCES	DRAWN	DATE	PART OF ASSY: AGA4649	PART NO:	PROJECT:	SHEET SIZE	
1.0	27/05/11	0666	Production Release	OM	KM		X, X.X +/-1 X.XX +/-0.2 X.XX AS STATED ANGULAR ±0.25°	OM	05/04/11		AGH1596	2128	A3	
1.0.1	12/7/12	0637	Change item 15 E127 to E128	DK			HARNES TOLERANCES 0-300 +5/-3 300-1000 +10/-5 1000-3000 +20/-10 3000-5000 +40/-20 STRIP LENGTHS +0.5/-0	ENG APPROVAL	DATE	MACHINE FINISH	TITLE:		SCALE	
								KM	05/04/11	ALL ROUND UNLESS OTHERWISE STATED	AGI-3 DIGI MODEM ADAPTOR HARNESS		N/A	
										DO NOT SCALE UNLESS OTHERWISE STATED ALL DIMENSIONS ARE IN MILLIMETRES			SHEET 1 OF 2	
										14 PARK WAY MAWSON LAKES SOUTH AUSTRALIA 5095	DRAWING NO: 003582	SECURITY CLASS CONFIDENTIAL	DRAWING STANDARD AS1100	REV 1.0.1
										PH: +61(0)882033300 FAX: +611300307205 EMAIL: info@kee.com.au www.kee.com.au				

COPYRIGHT: THIS DRAWING IS THE PROPERTY OF TOPCON PRECISION AGRICULTURE. IT MAY NOT BE REPRODUCED IN WHOLE OR IN PART WITHOUT THEIR WRITTEN PERMISSION.

UNLESS OTHERWISE STATED, ALL PRINTED COPIES OF THIS DOCUMENT ARE UNCONTROLLED. REFER TO DRAWING REGISTER FOR LATEST RELEASE.

# *System 200*

## *ProSteer 4 Steering*



*X20 Console*



*ProSteer 4 Steering System*

### **Contents**

- ProSteer 4 Steering Base Kits
- ProSteer 4 Steer-Ready Kits
- Receiver Mounting Brackets and Options

# *System 200*

## *ProSteer 4 Steering Base Kits*



*X20 Console*



*ProSteer 4 Steering System*

### **Contents**

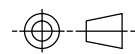
- AGA4305
- AGA4306
- AGA4307
- AGA4308
- AGA4309
- AGA4310
- AGA4575
- AGA4421
- AGA4508
- AGA4393



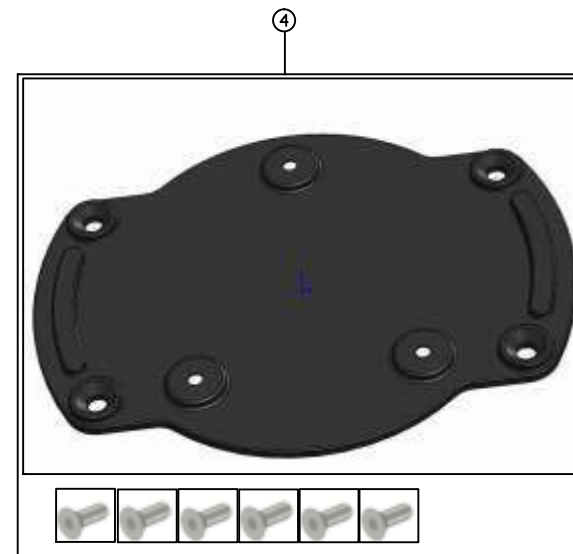
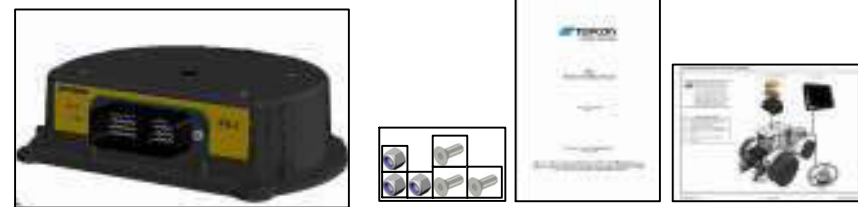
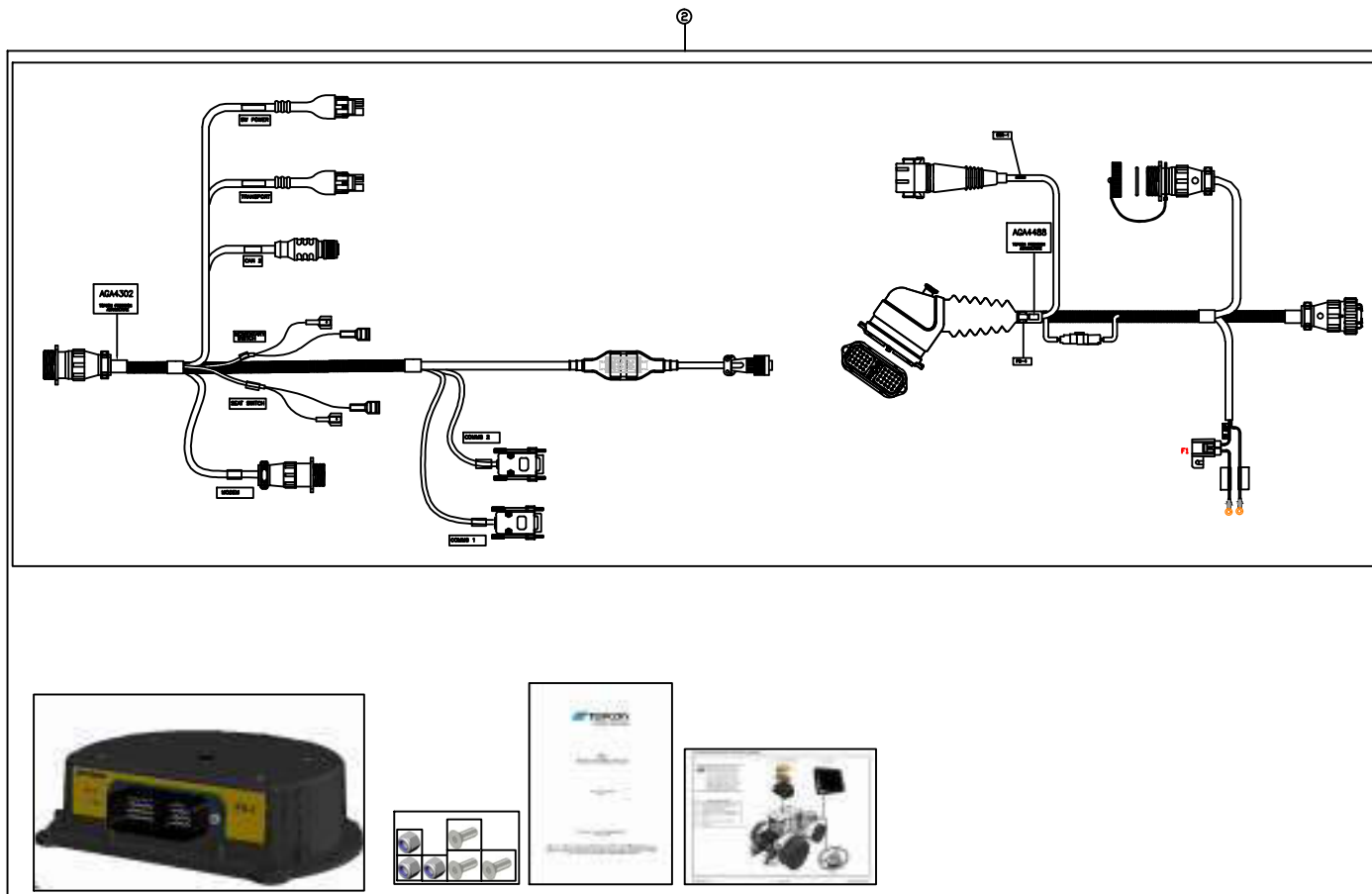


PART NO: AGA4306

PART OF ASSY:



ITEM	QTY	MATERIAL/DESCRIPTION	DWG. NO.	CODE
1	1	KIT, SGR-1 RECEIVER	X	AGA4265
2	1	KIT, PS-4 ECU + HRNS	X	AGA4393
3	1	KIT, X20 AG BUDGET MODEL	X	AGA4284
4	1	KIT, SGR-1 TO FD-1 MOUNTING	X	AGA4431



REV	DATE	ECO NO.	DESCRIPTION OF CHANGE	DRWN	APPR'D	MATERIAL	MACHINING TOLERANCES	DRAWN	DATE	PART OF ASSY:	PART NO:	PROJECT:	SHEET SIZE
1.0	09/07/12	-	ORIGINAL RELEASE	KL			X X.X +/-0.2 X.XX AS STATED ANGULAR ±0.25°	KL	09/07/12		AGA4306		A3
							HARNES TOLERANCES 0-300 +5/-3 300-1000 +10/-5 1000-3000 +20/-10 3000-5000 +40/-20 STRIP LENGTHS +0.5/-0				KIT, PS-4 NO AES-25		N/A
													SHEET 1 OF 1
													REV 1.0

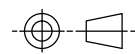
COPYRIGHT: THIS DRAWING IS THE PROPERTY OF TOPCON PRECISION AGRICULTURE. IT MAY NOT BE REPRODUCED IN WHOLE OR IN PART WITHOUT THEIR WRITTEN PERMISSION.

UNLESS OTHERWISE STATED, ALL PRINTED COPIES OF THIS DOCUMENT ARE UNCONTROLLED. REFER TO DRAWING REGISTER FOR LATEST RELEASE.


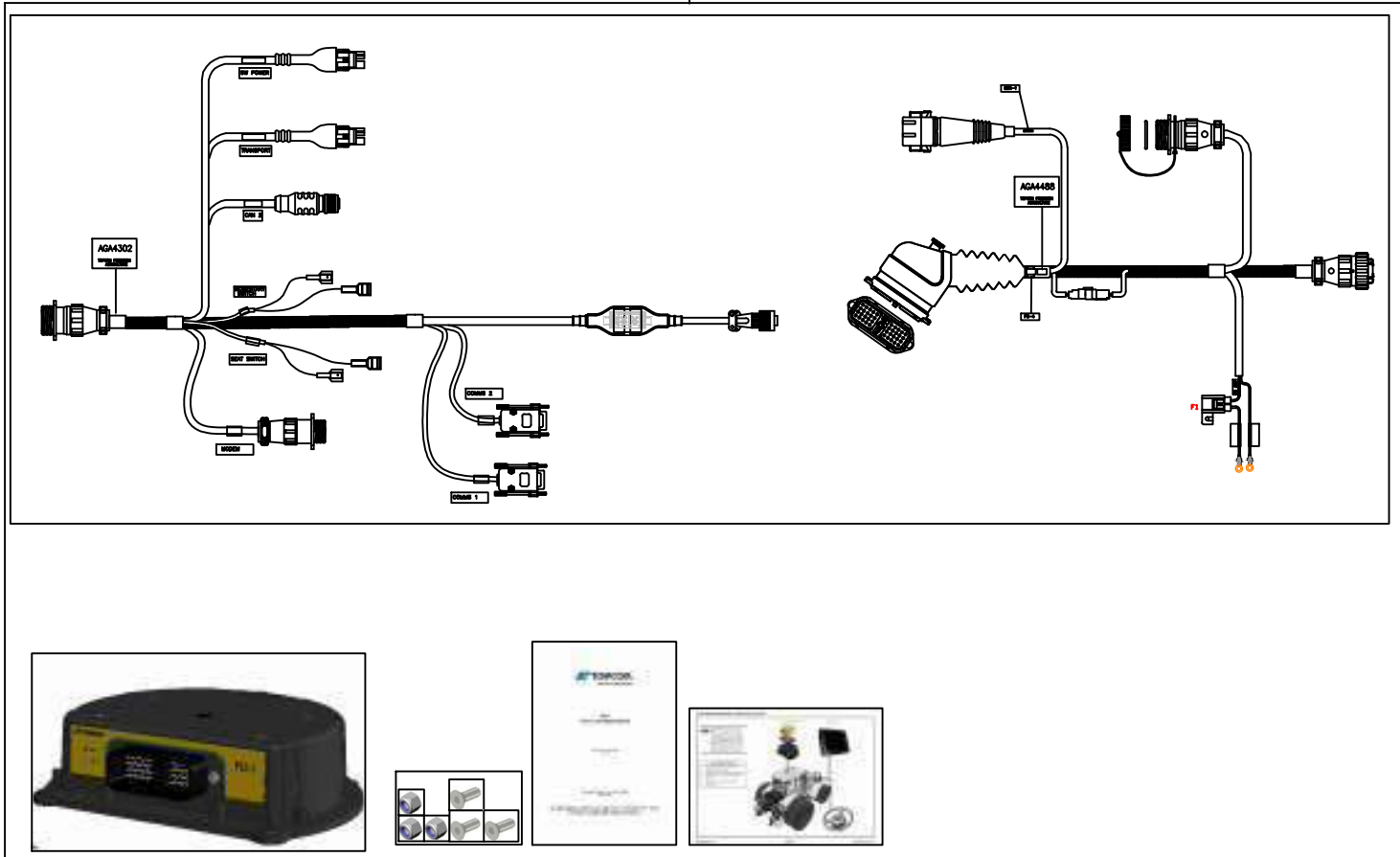


PART NO: AGA4308

PART OF ASSY:



ITEM	QTY	MATERIAL/DESCRIPTION	DWG. NO.	CODE
1	1	KIT, X20 BUDGET MODEL	X	AGA4284
2	1	KIT, PS-4 ECU + HRNS	X	AGA4393



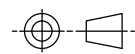
COPYRIGHT: THIS DRAWING IS THE PROPERTY OF TOPCON PRECISION AGRICULTURE. IT MAY NOT BE REPRODUCED IN WHOLE OR IN PART WITHOUT THEIR WRITTEN PERMISSION.

UNLESS OTHERWISE STATED, ALL PRINTED COPIES OF THIS DOCUMENT ARE UNCONTROLLED. REFER TO DRAWING REGISTER FOR LATEST RELEASE.

REV	DATE	ECO NO.	DESCRIPTION OF CHANGE	DRWN	APPR'D	MATERIAL	MACHINING TOLERANCES	DRAWN	DATE	PART OF ASSY:	PART NO:	PROJECT:	SHEET SIZE	
1.0	09/07/12	-	ORIGINAL RELEASE	KL			X X.X +/-1 X.XX +/-0.2 X.XX AS STATED ANGULAR ±0.25°	KL	09/07/12		AGA4308		A3	
						FINISH	HARNES TOLERANCES 0-300 +5/-3 300-1000 +10/-5 1000-3000 +20/-10 3000-5000 +40/-20 STRIP LENGTHS +0.5/-0	CHECKED	DATE	MACHINE FINISH 3.2 ALL ROUND UNLESS OTHERWISE STATED	KIT, PS-4 NO GPS OR AES-25		SCALE N/A	
								ENG APPROVAL	DATE	DO NOT SCALE UNLESS OTHERWISE STATED ALL DIMENSIONS ARE IN MILLIMETRES	DRAWING NO: 00XXXX	SECURITY CLASS CONFIDENTIAL	DRAWING STANDARD AS1100	SHEET 1 OF 1
								14 PARK WAY MAWSON LAKES SOUTH AUSTRALIA 5095		PH:+61(0)882033300 FAX: +611300307205 EMAIL: info@topcon.com www.topcon.com		REV 1.0		

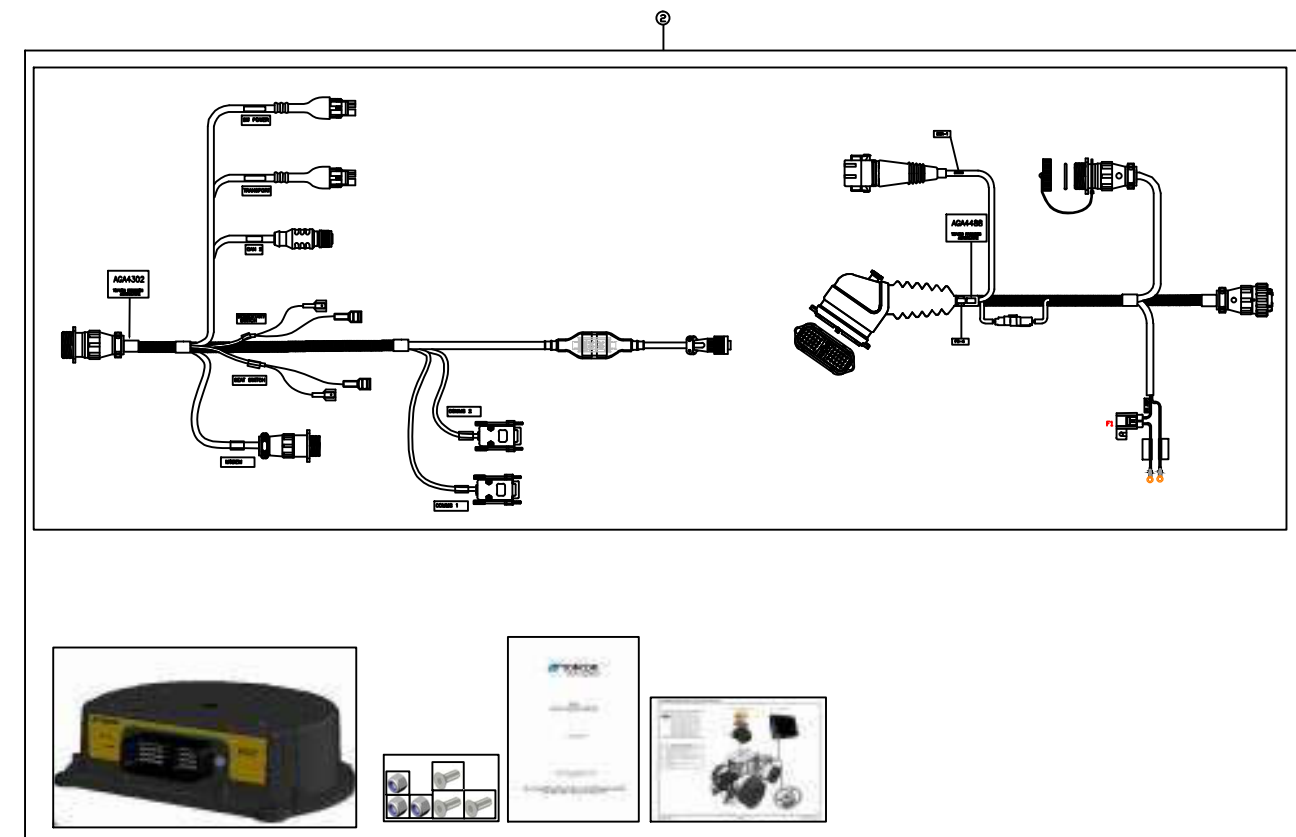
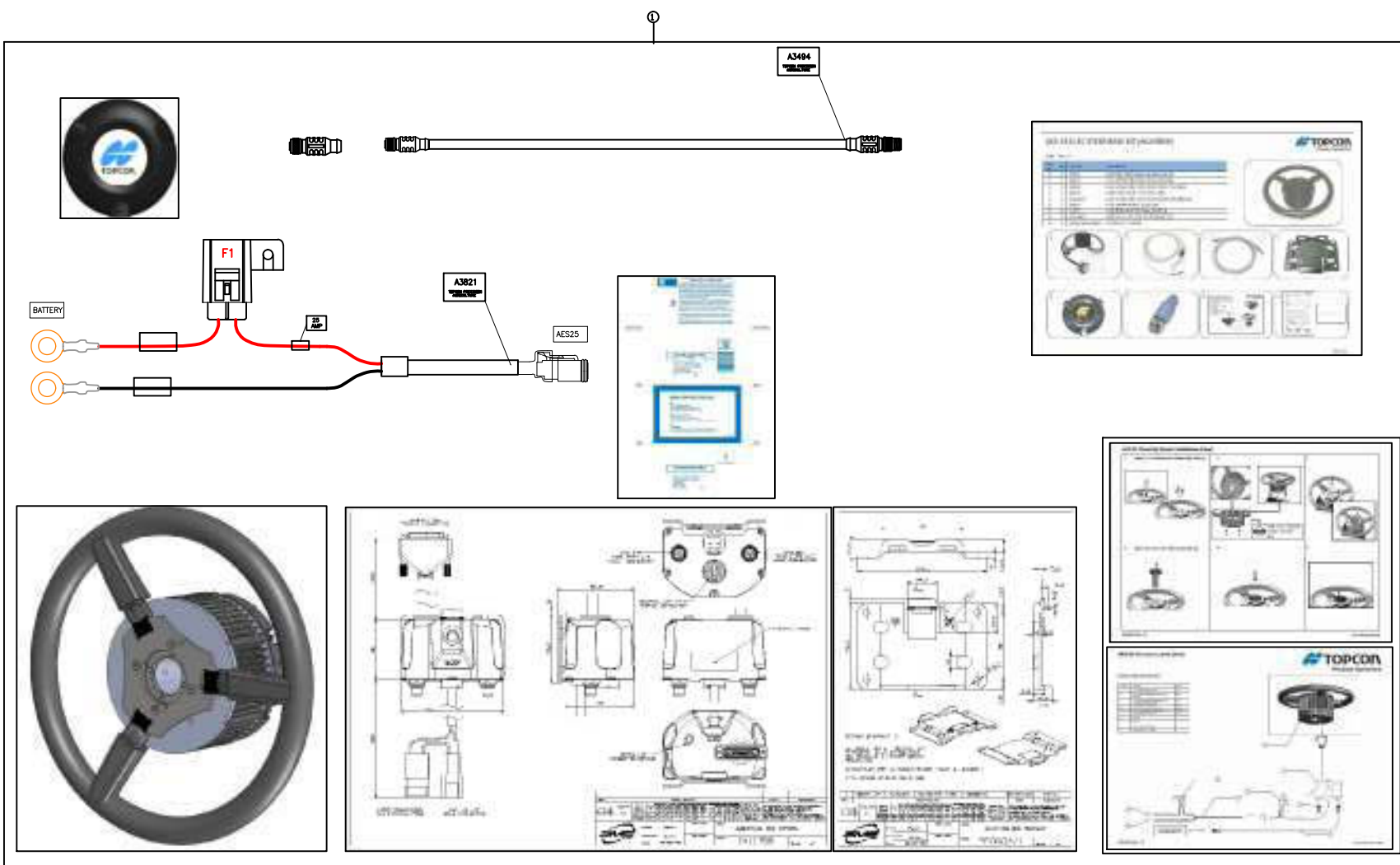


PART NO: AGA4309



PART OF ASSY:

ITEM	QTY	MATERIAL/DESCRIPTION	DWG. NO.	CODE
1	1	KIT, AES-25 ELEC STEER BASE	X	AGA3856
2	1	KIT, PS-4 ECU + HRNS	X	AGA4393



REV	DATE	ECO NO.	DESCRIPTION OF CHANGE	DRWN	APPR'D	MATERIAL	MACHINING TOLERANCES	DRAWN	DATE	PART OF ASSY:	PART NO:	PROJECT:	SHEET SIZE
1.0	23/08/12	509	ORIGINAL RELEASE	KL			X X.X +/-1 X.XX +/-0.2 X.XX AS STATED ANGULAR ±0.25°	KL	12/07/12		AGA4309		A3
							HARNES TOLERANCES 0-300 +5/-3 300-1000 +10/-5 1000-3000 +20/-10 3000-5000 +40/-20 STRIP LENGTHS +0.5/-0				KIT, PS-4 NO X20 OR GPS		N/A
													SHEET 1 OF 1
													REV 1.0

**TOPCON**  
 Precision Agriculture  
 14 PARK WAY  
 MAWSON LAKES  
 SOUTH AUSTRALIA  
 5095  
 PH: +61(0)882033300  
 FAX: +611300307205  
 EMAIL: info@topcon.com  
 www.topcon.com

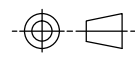
DRAWING NO: 00XXXX  
 SECURITY CLASS: CONFIDENTIAL  
 DRAWING STANDARD: AS1100

COPYRIGHT: THIS DRAWING IS THE PROPERTY OF TOPCON PRECISION AGRICULTURE. IT MAY NOT BE REPRODUCED IN WHOLE OR IN PART WITHOUT THEIR WRITTEN PERMISSION

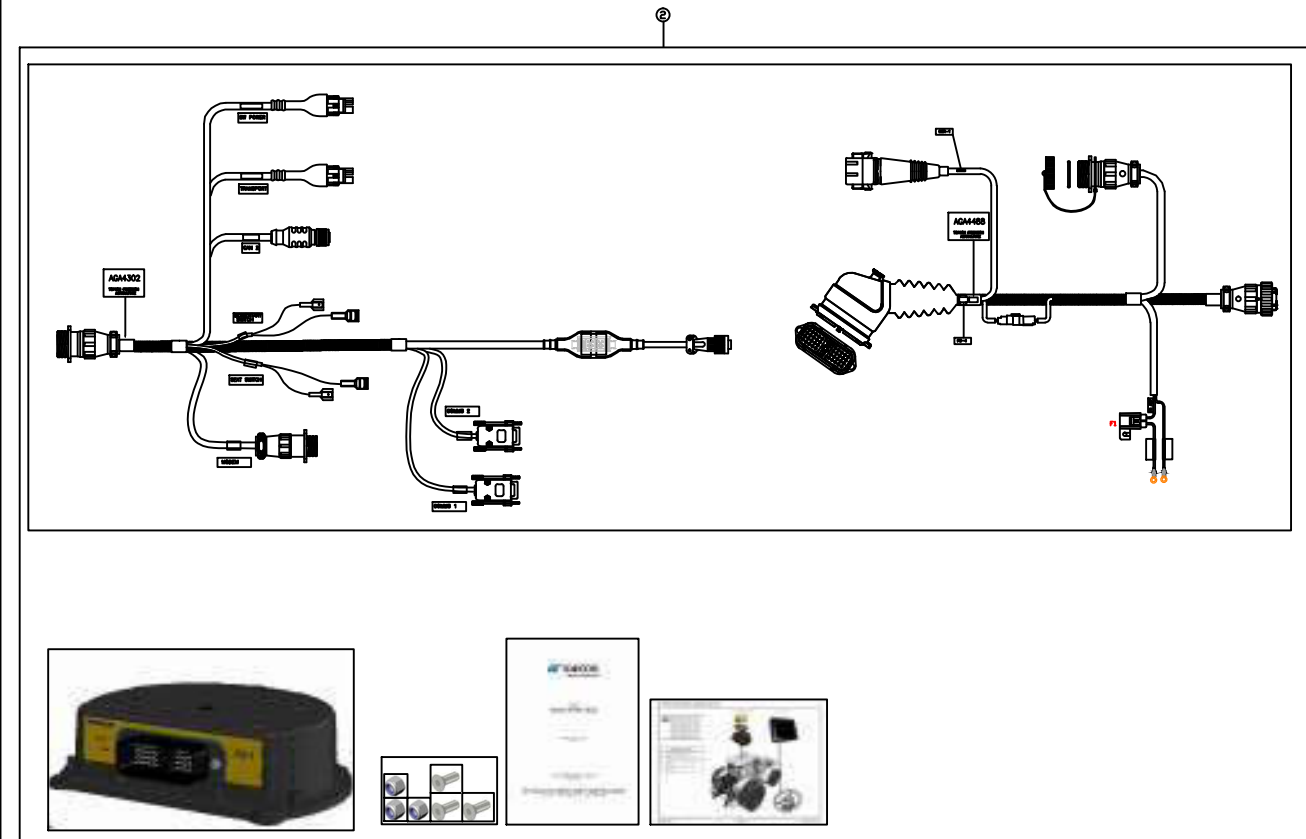
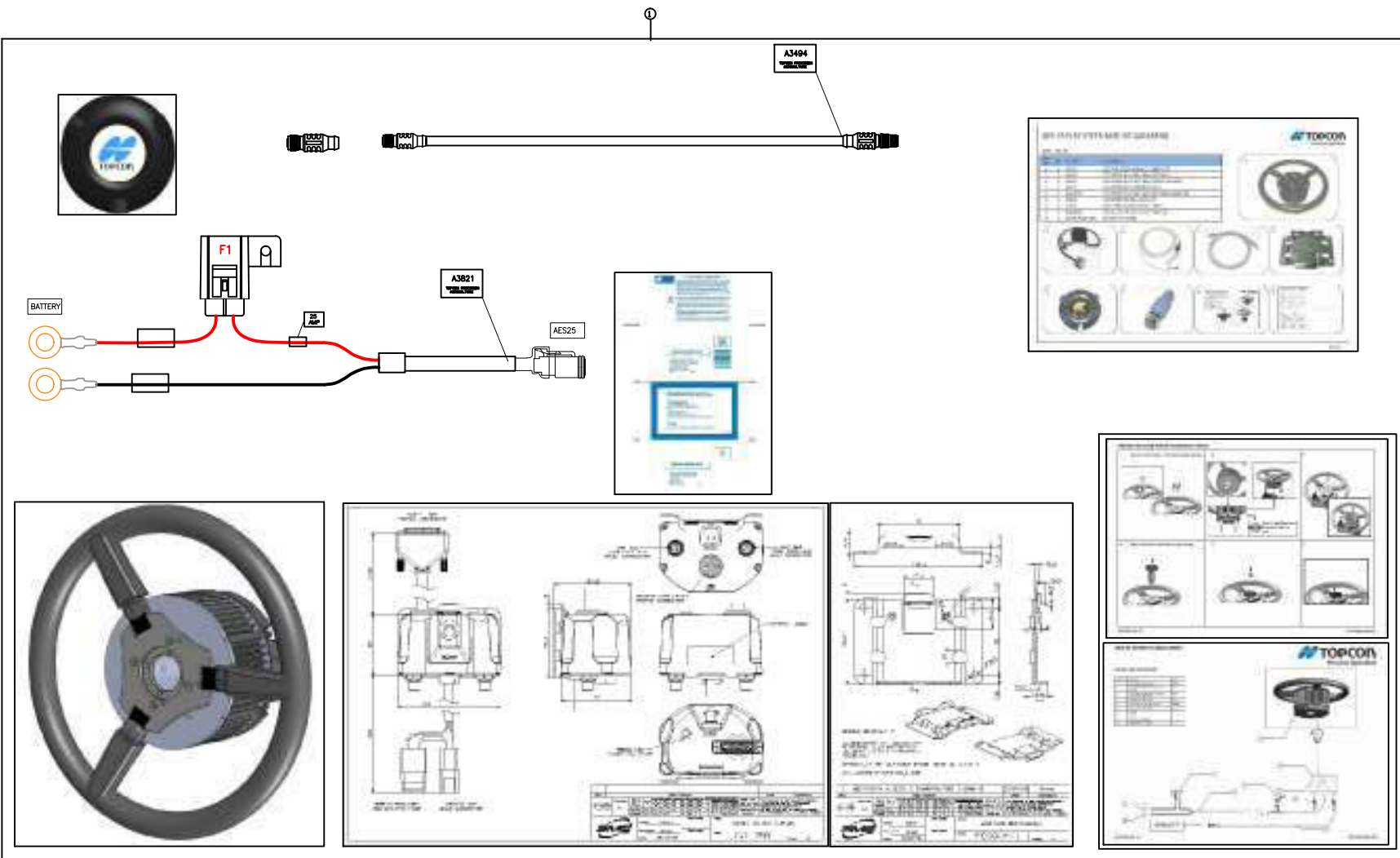
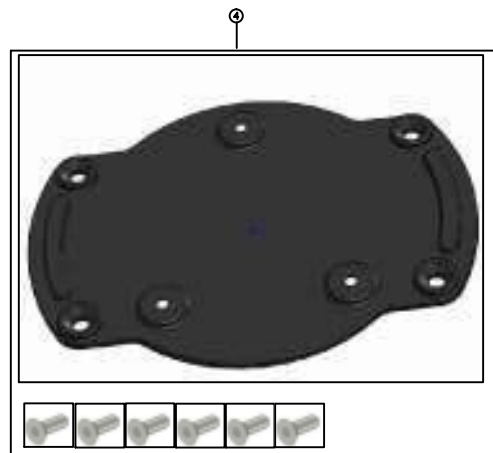
UNLESS OTHERWISE STATED, ALL PRINTED COPIES OF THIS DOCUMENT ARE UNCONTROLLED. REFER TO DRAWING REGISTER FOR LATEST RELEASE

PART NO: AGA4310

PART OF ASSY:



ITEM	QTY	MATERIAL/DESCRIPTION	DWG. NO.	CODE
1	1	KIT, AES-25 ELE STEER BASE	X	AGA3856
2	1	KIT, PS-4 ECU + HRNS	X	AGA4393
3	1	KIT, SGR-1 RECEIVER	X	AGA4265
4	1	KIT, SGR-1 TO FD-1 MOUNTING	X	AGA4431



REV	DATE	ECO NO.	DESCRIPTION OF CHANGE	DRWN	APPR'D	MATERIAL	MACHINING TOLERANCES	DRAWN	DATE	PART OF ASSY:	PART NO:	PROJECT:	SHEET SIZE
1.0	12/07/12	509	ORIGINAL RELEASE	KL			X X.X +/-1 X.XX +/-0.2 X.XX AS STATED ANGULAR ±0.25°	KL	12/07/12		AGA4310		A3
							HARNES TOLERANCES 0-300 +5/-3 300-1000 +10/-5 1000-3000 +20/-10 3000-5000 +40/-20 STRIP LENGTHS +0.5/-0				KIT, PS-4 NO X20		N/A
													SHEET 1 OF 1
													REV 1.0

**TOPCON**  
 Precision Agriculture  
 14 PARK WAY  
 MAWSON LAKES  
 SOUTH AUSTRALIA  
 5095  
 PH: +61(0)882033300  
 FAX: +611300307205  
 EMAIL: info@topcon.com  
 www.topcon.com

DRAWING NO: 00XXXX  
 SECURITY CLASS: CONFIDENTIAL  
 DRAWING STANDARD: AS1100

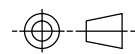
COPYRIGHT: THIS DRAWING IS THE PROPERTY OF TOPCON PRECISION AGRICULTURE. IT MAY NOT BE REPRODUCED IN WHOLE OR IN PART WITHOUT THEIR WRITTEN PERMISSION

UNLESS OTHERWISE STATED, ALL PRINTED COPIES OF THIS DOCUMENT ARE UNCONTROLLED. REFER TO DRAWING REGISTER FOR LATEST RELEASE

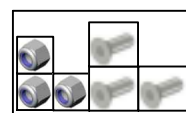
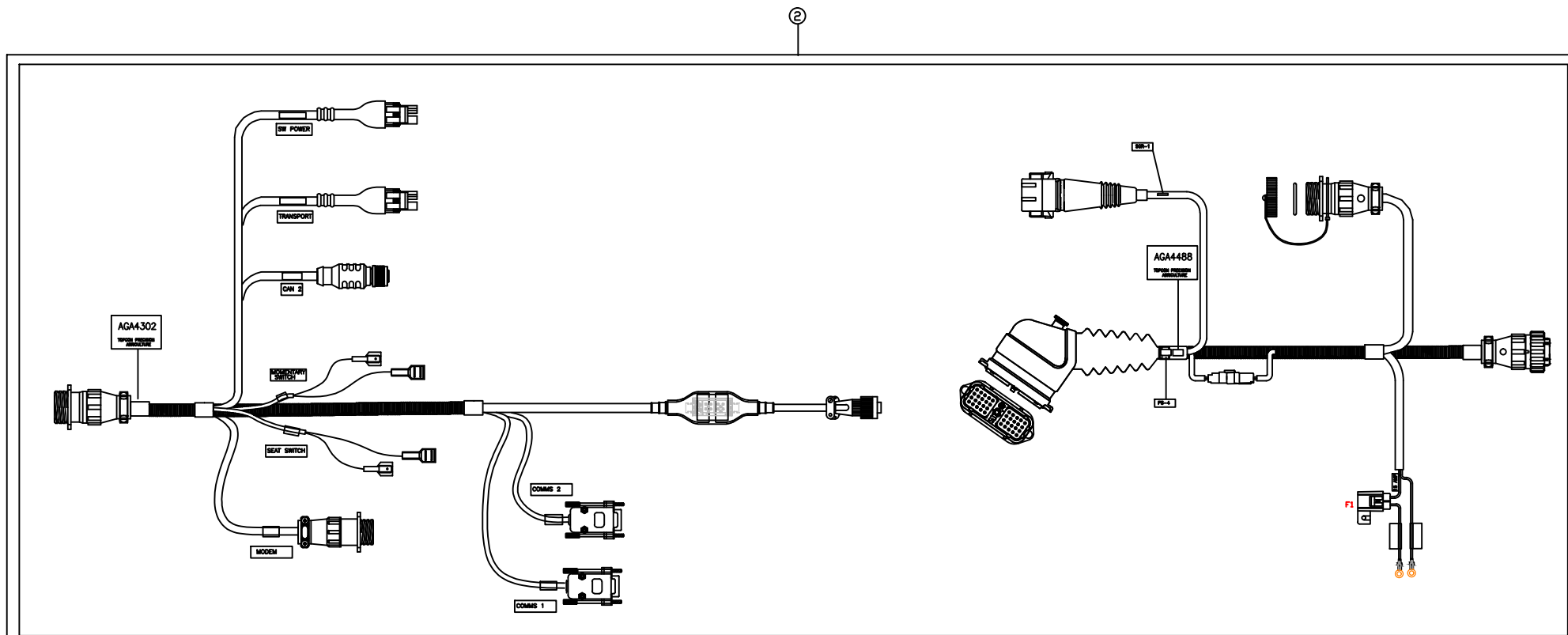
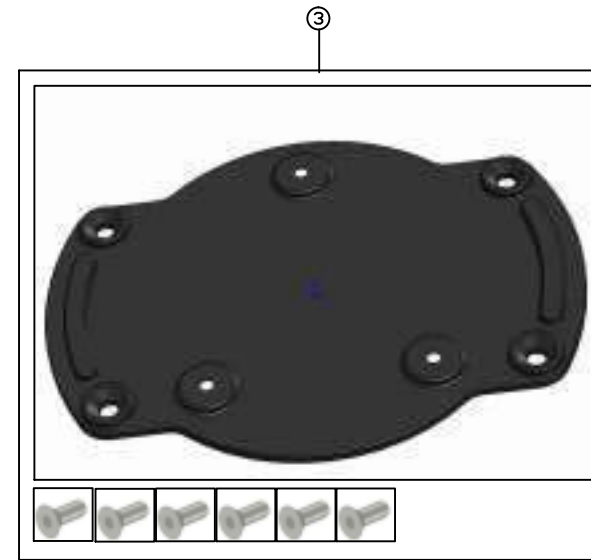


PART NO: AGA4575

PART OF ASSY:



ITEM	QTY	MATERIAL/DESCRIPTION	DWG. NO.	CODE
1	1	KIT, SGR-1 RECEIVER	X	AGA4265
2	1	KIT, PS-4 ECU + HRNS	X	AGA4393
3	1	KIT, SGR-1 TO FD-1 MOUNTING	X	AGA4431

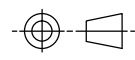


REV	DATE	ECO NO.	DESCRIPTION OF CHANGE	DRWN	APPR'D	MATERIAL	MACHINING TOLERANCES	DRAWN	DATE	PART OF ASSY:	PART NO:	PROJECT:	SHEET SIZE
1.0	23/07/12	-	ORIGINAL RELEASE	KL			X, X.X +/-1 X.XX +/-0.2 X.XX AS STATED ANGULAR ±0.25°	KL	23/07/12		AGA4575		A3
							HARNES TOLERANCES 0-300 +5/-3 300-1000 +10/-5 1000-3000 +20/-10 3000-5000 +40/-20 STRIP LENGTHS +0.5/-0				KIT, PS-4 STEERING		N/A
													SHEET 1 OF 1
													REV 1.0

COPYRIGHT: THIS DRAWING IS THE PROPERTY OF TOPCON PRECISION AGRICULTURE. IT MAY NOT BE REPRODUCED IN WHOLE OR IN PART WITHOUT THEIR WRITTEN PERMISSION

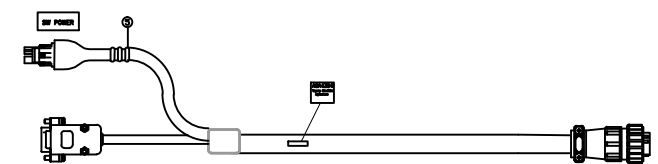
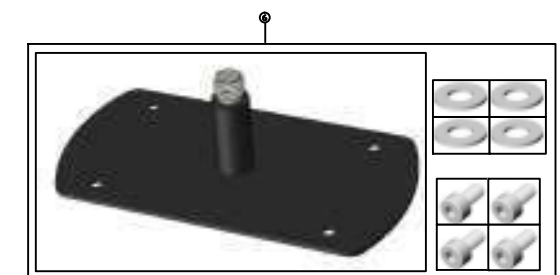
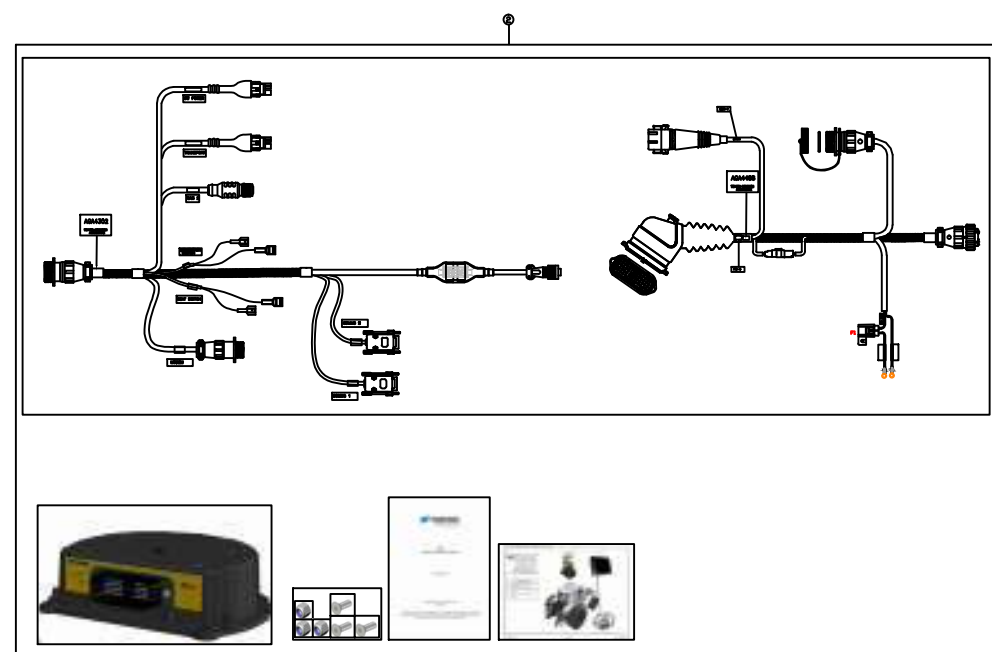
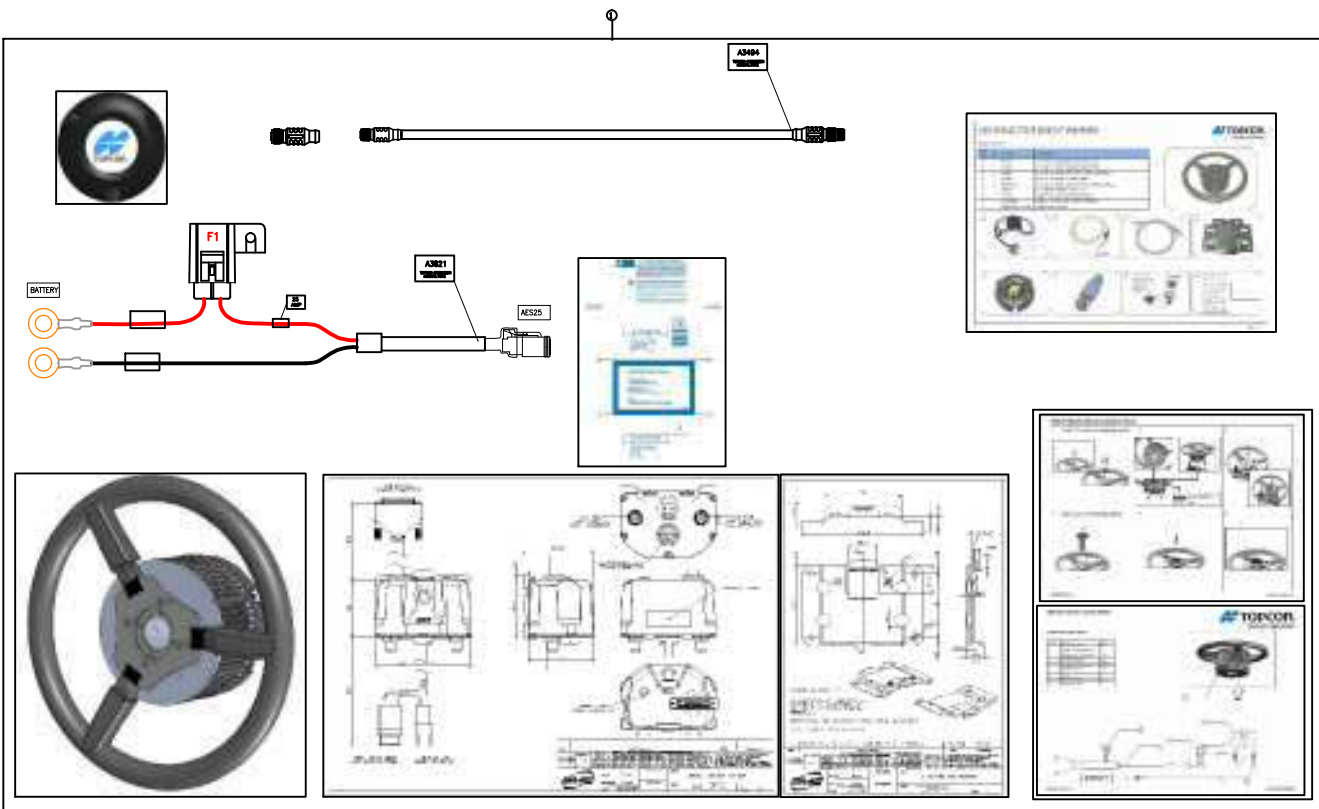
UNLESS OTHERWISE STATED, ALL PRINTED COPIES OF THIS DOCUMENT ARE UNCONTROLLED. REFER TO DRAWING REGISTER FOR LATEST RELEASE

PART NO: AGA4421



PART OF ASSY:

ITEM	QTY	MATERIAL/DESCRIPTION	DWG. NO.	CODE
1	1	KIT, AES-25 ELEC STEER BASE	X	AGA3856
2	1	KIT, PS-4 ECU + HRNS	X	AGA4393
3	1	KIT, HYPER M RTK GPS	X	AGA4448
4	1	KIT, X20 AG BUDGET MODEL	X	AGA4284
5	1	HRNS, PS-4 GENERIC GPS	X	AGA4394
6	1	KIT, PS-4 GENERIC GPS	X	AGA4500



REV	DATE	ECO NO.	DESCRIPTION OF CHANGE	DRWN	APPR'D	MATERIAL	MACHINING TOLERANCES	DRAWN	DATE	PART OF ASSY:	PART NO:	PROJECT:	SHEET SIZE
1.0	01/08/12	596	ORIGINAL RELEASE	KL			X, X.X +/-0.2 X.XX AS STATED ANGULAR ±0.25°	KL	01/08/12		AGA4421		A3
						FINISH	HARNES TOLERANCES 0-300 +5/-3 300-1000 +10/-5 1000-3000 +20/-10 3000-5000 +40/-20 STRIP LENGTHS +0.5/-0						

CHECKED	DATE	MACHINE FINISH	DO NOT SCALE UNLESS OTHERWISE STATED ALL DIMENSIONS ARE IN MILLIMETRES
ENG APPROVAL	DATE	ALL ROUND UNLESS OTHERWISE STATED	

<b>TOPCON</b> Precision Agriculture	14 PARK WAY MAWSON LAKES SOUTH AUSTRALIA 5095	PH:+61(0)882033300 FAX: +611300307205 EMAIL:info@topcon.com www.topcon.com
--	--	---

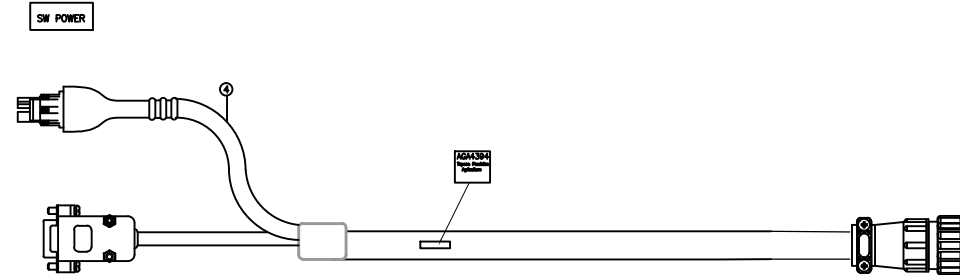
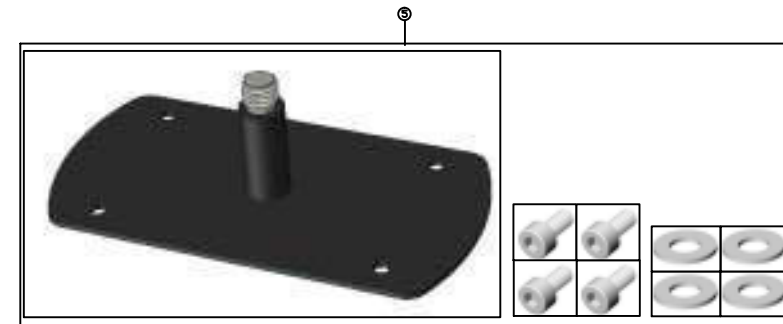
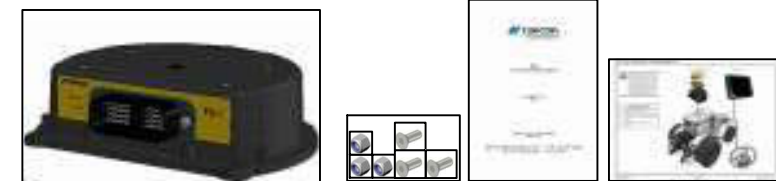
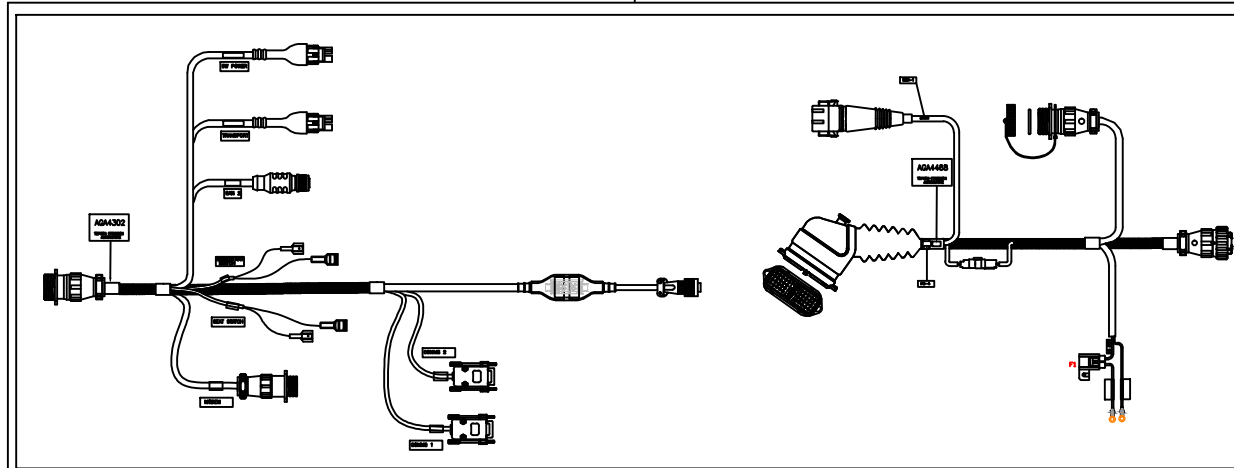
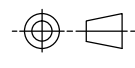
TITLE: KIT, PS-4 STEER COPM W/HIPER M RTK DUAL FREQUENCY	DRAWING NO: 00XXXX	SECURITY CLASS CONFIDENTIAL	DRAWING STANDARD AS1100	REV 1.0
--	-----------------------	--------------------------------	----------------------------	------------

COPYRIGHT: THIS DRAWING IS THE PROPERTY OF TOPCON PRECISION AGRICULTURE. IT MAY NOT BE REPRODUCED IN WHOLE OR IN PART WITHOUT THEIR WRITTEN PERMISSION

UNLESS OTHERWISE STATED, ALL PRINTED COPIES OF THIS DOCUMENT ARE UNCONTROLLED. REFER TO DRAWING REGISTER FOR LATEST RELEASE

PART NO: AGA4508

PART OF ASSY:



ITEM	QTY	MATERIAL/DESCRIPTION	DWG. NO.	CODE
1	1	KIT, PS-4 ECU + HRNS	X	AGA4393
2	1	KIT, HIPER M RTK GPS	X	AGA4448
3	1	KIT, X20 AG BUDGET MODEL	X	AGA4284
4	1	HRNS, PS-4 GENERIC GPS	X	AGA4394
5	1	KIT, PS-4 GEN ANTENNA BASE	X	AGA4500

REV	DATE	ECO NO.	DESCRIPTION OF CHANGE	DRWN	APPR'D	MATERIAL
1.0	23/08/12	596	ORIGINAL RELEASE	KL		

MACHINING TOLERANCES X +/-1 X.X +/-0.2 X.XX AS STATED ANGULAR ±0.25°	DRAWN KL DATE 23/08/12	PART OF ASSY:
HARNES TOLERANCES 0-300 +5/-3 300-1000 +10/-5 1000-3000 +20/-10 3000-5000 +40/-20 STRIP LENGTHS +0.5/-0	CHECKED DATE	MACHINE FINISH 3.2 ALL ROUND UNLESS OTHERWISE STATED
	ENG APPROVAL DATE	DO NOT SCALE UNLESS OTHERWISE STATED ALL DIMENSIONS ARE IN MILLIMETRES

PART NO: AGA4508	PROJECT:	SHEET SIZE A3
TITLE: KIT, PS-4 DUAL FREQUENCY RTK, NO AES		SCALE N/A
DRAWING NO: 00XXXX	SECURITY CLASS CONFIDENTIAL	SHEET 1 OF 1
	DRAWING STANDARD AS1100	REV 1.0

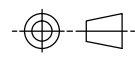
**TOPCON**  
Precision Agriculture  
14 PARK WAY  
MAWSON LAKES  
SOUTH AUSTRALIA  
5095  
PH: +61(0)882033300  
FAX: +611300307205  
EMAIL: info@topcon.com  
www.topcon.com

COPYRIGHT: THIS DRAWING IS THE PROPERTY OF TOPCON PRECISION AGRICULTURE. IT MAY NOT BE REPRODUCED IN WHOLE OR IN PART WITHOUT THEIR WRITTEN PERMISSION


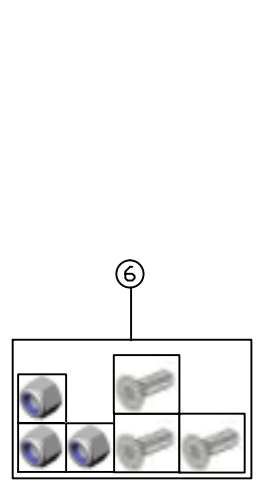
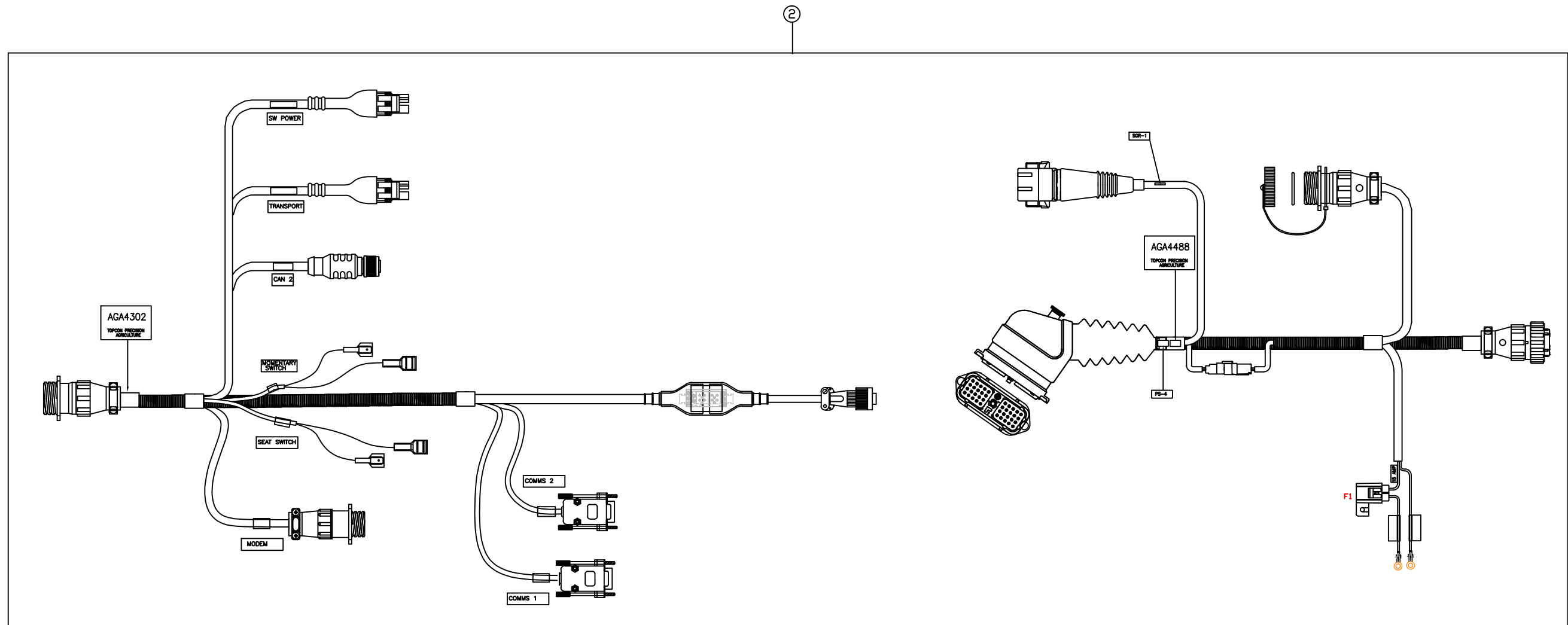
UNLESS OTHERWISE STATED, ALL PRINTED COPIES OF THIS DOCUMENT ARE UNCONTROLLED. REFER TO DRAWING REGISTER FOR LATEST RELEASE

PART NO: AGA4393

PART OF ASSY:



ITEM	QTY	MATERIAL/DESCRIPTION	DWG. NO.	CODE
1	1	ASSY, PS-4 COMPLETE	X	AGA4251
2	1	KIT, PS-4 TRACTOR HARNESS	X	AGA4489
3	1	CABLE TIE 380x4.8mm	X	Y004
4	1	MANUAL, PS-4 GEN INSTALL	X	AGA4434
5	1	QUICK SETUP GUIDE, PS-4	X	AGA4435
6	1	KIT, PS-4 GEN FASTENER	X	AGA4506



REV	DATE	ECO NO.	DESCRIPTION OF CHANGE	DRWN	APPR'D	MATERIAL	MACHINING TOLERANCES	DRAWN	DATE	PART OF ASSY:	PART NO:	PROJECT:	SHEET SIZE
1.0	09/07/12	-	ORIGINAL RELEASE	KL			X, +/-1 X.X +/-0.2 X.XX AS STATED ANGULAR ±0.25°	KL	09/07/12		AGA4393		A3
							HARNESS TOLERANCES 0-300 +5/-3 300-1000 +10/-5 1000-3000 +20/-10 3000-5000 +40/-20 STRIP LENGTHS +0.5/-0				KIT, PS-4 ECU + HARNESSSES		N/A
													SHEET 1 OF 1
													REV 1.0

COPYRIGHT: THIS DRAWING IS THE PROPERTY OF TOPCON PRECISION AGRICULTURE. IT MAY NOT BE REPRODUCED IN WHOLE OR IN PART WITHOUT THEIR WRITTEN PERMISSION

UNLESS OTHERWISE STATED, ALL PRINTED COPIES OF THIS DOCUMENT ARE UNCONTROLLED. REFER TO DRAWING REGISTER FOR LATEST RELEASE



# *System 200*

## *ProSteer 4 Steering Steer-Ready Kits*



*X20 Console*



*ProSteer 4 Steering System*

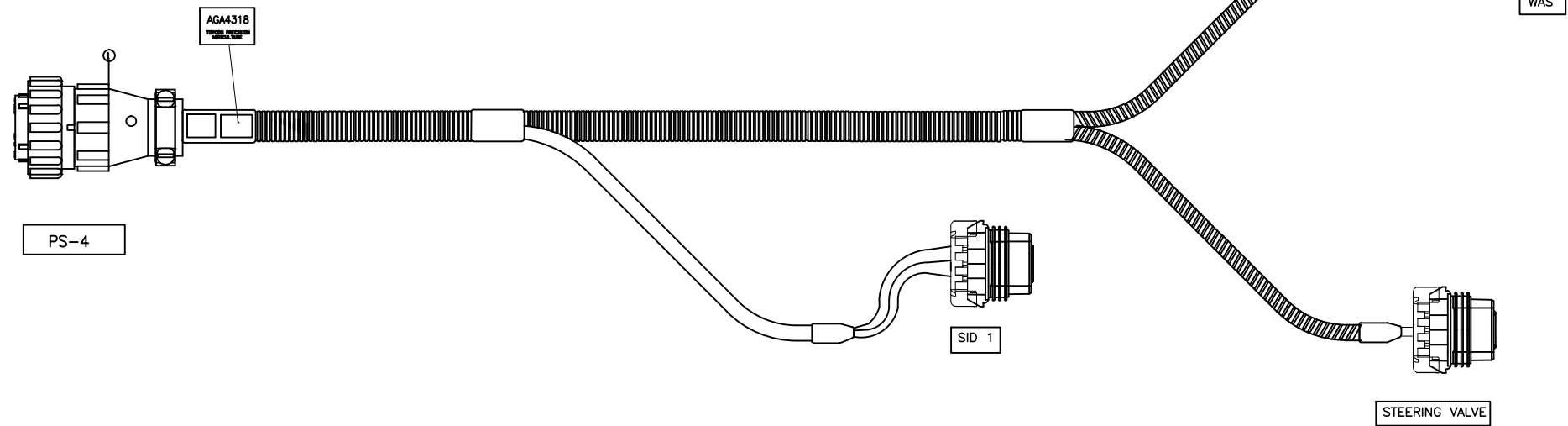
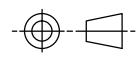
### **Contents**

- AGA4400
- AGA4313
- AGA4314
- AGA4315
- AGA4401
- AGA4402
- AGA4403
- AGA4404
- AGA4405
- AGA5113
- AGA5115
- AGA4587
- AGA4588
- AGA4589
- AGA4590
- AGA4591
- AGA4657

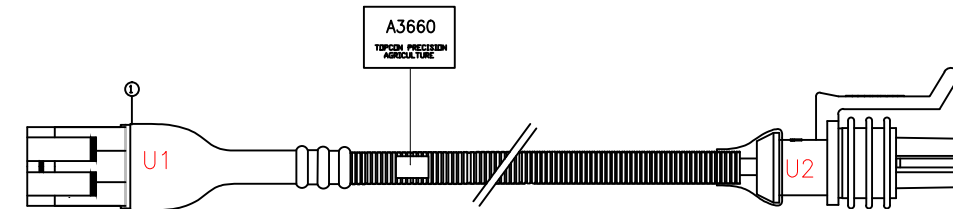
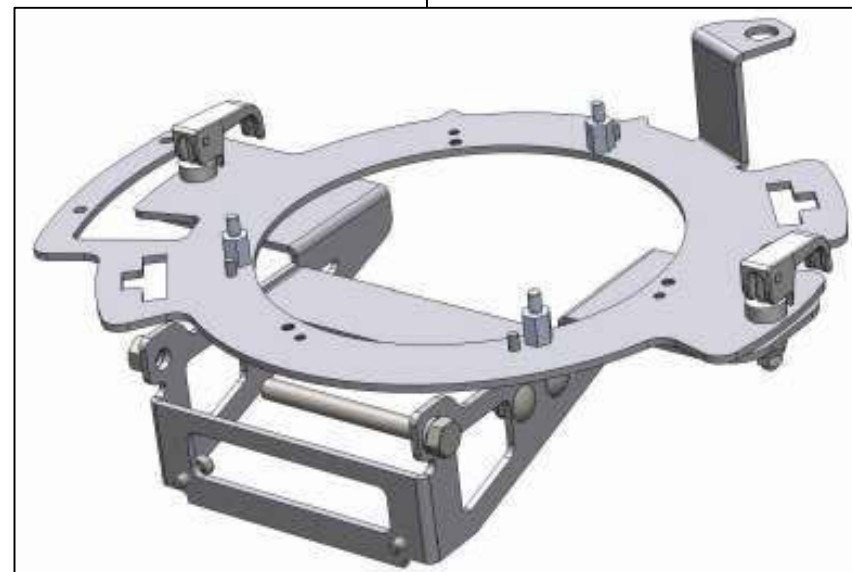
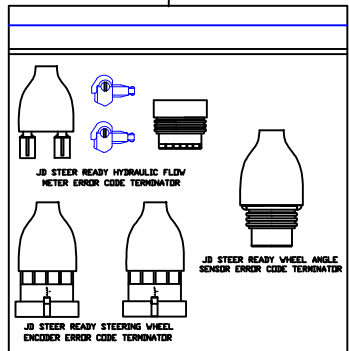


PART NO: AGA4400

PART OF ASSY:



ITEM	QTY	MATERIAL/DESCRIPTION	DWG. NO.	CODE
1	1	HRNS, PS-4 JD FWA S/READY DRIVE	X	AGA4318
2	1	PRO STEER JD ERROR CODE	X	A3273
3	1	SYSTEM 150 AGI-3 JD MOUNT KIT	X	A3645
4	1	KIT PS-4 JD FWA ILS WAS	X	AGA4312
5	1	INSTALL GUIDE SUIT AGA4313	X	AGA4423
6	1	PRO STEER WHEEL ANGLE SENSOR	X	A3660

REV	DATE	ECO NO.	DESCRIPTION OF CHANGE	DRWN	APPR'D	MATERIAL	MACHINING TOLERANCES	DRAWN	DATE	PART OF ASSY:	PART NO:	PROJECT:	SHEET SIZE	
1.0	17/07/12	596	ORIGINAL RELEASE	KL			X, X.X, X.XX AS STATED ANGULAR ±0.25°	KL	17/07/12		AGA4400		A3	
							HARNES TOLERANCES 0-300 +5/-3 300-1000 +10/-5 1000-3000 +20/-10 3000-5000 +40/-20 STRIP LENGTHS +0.5/-0			MACHINE FINISH 3.2 ALL ROUND UNLESS OTHERWISE STATED	JD ILS FWA S/READY PS-4		N/A	
										DO NOT SCALE UNLESS OTHERWISE STATED ALL DIMENSIONS ARE IN MILLIMETRES			SHEET 1 OF 1	
											DRAWING NO: 00XXXX	SECURITY CLASS CONFIDENTIAL	DRAWING STANDARD AS1100	REV 1.0

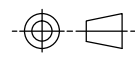
COPYRIGHT: THIS DRAWING IS THE PROPERTY OF TOPCON PRECISION AGRICULTURE. IT MAY NOT BE REPRODUCED IN WHOLE OR IN PART WITHOUT THEIR WRITTEN PERMISSION.

UNLESS OTHERWISE STATED, ALL PRINTED COPIES OF THIS DOCUMENT ARE UNCONTROLLED. REFER TO DRAWING REGISTER FOR LATEST RELEASE.

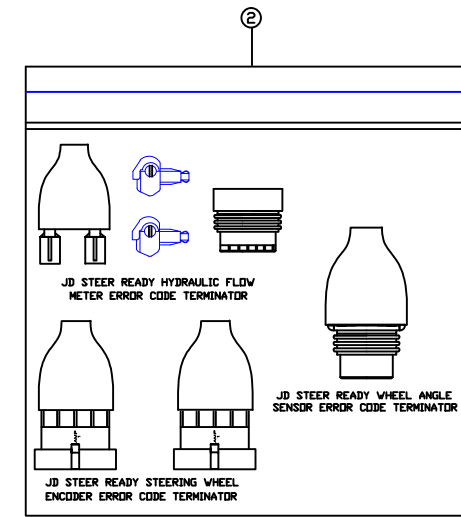
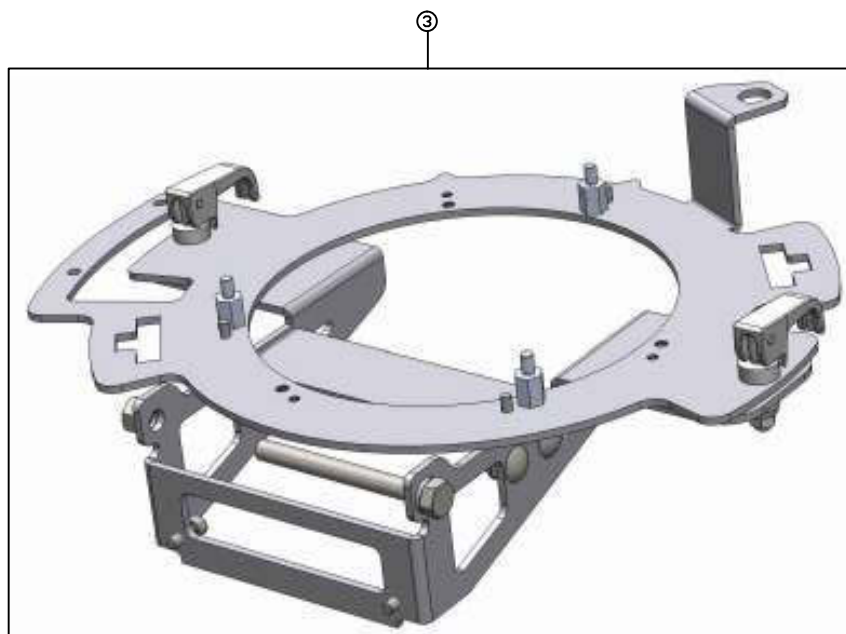
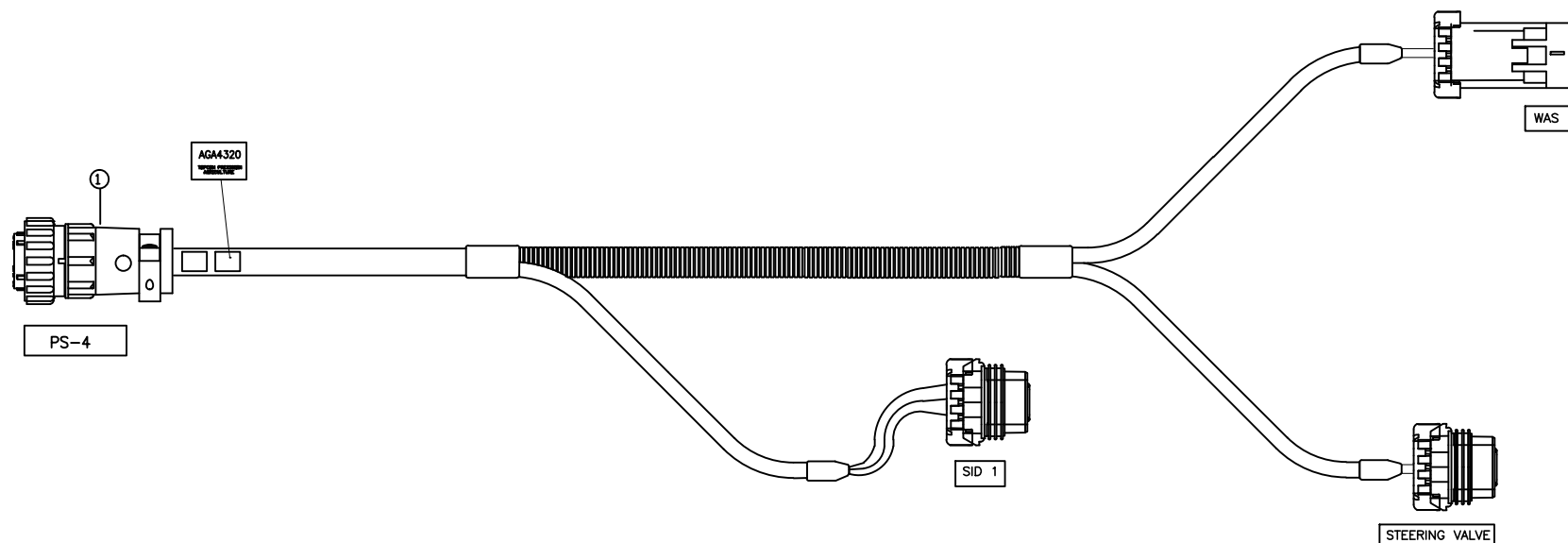
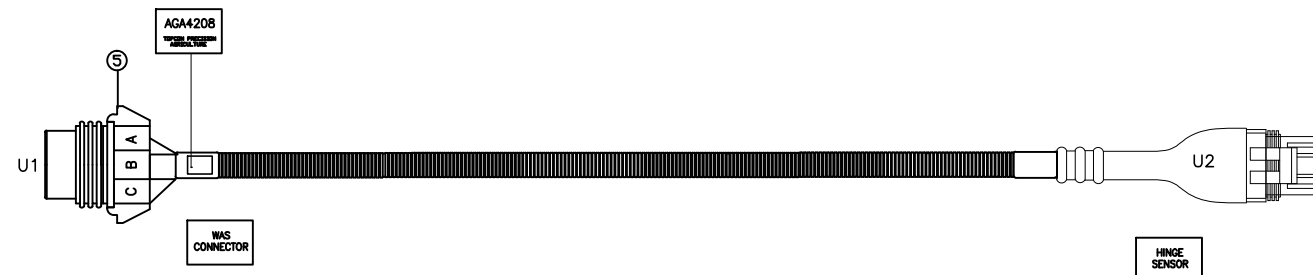


PART NO: AGA4314

PART OF ASSY:



ITEM	QTY	MATERIAL/DESCRIPTION	DWG. NO.	CODE
1	1	HRNS, PS-4 JD ARCTIC S/READY	X	AGA4320
2	1	PRO STEER ERROR CODE	X	A3273
3	1	KIT, SYSTEM 150 AGI-3 JD MOUNT	X	A3645
4	1	INSTALL GUIDE SUIT AGA4314	X	AGA4424
5	1	HRNS, 150/250 S/R ADAPTOR JD 9020	X	AGA4208
6	1	HRNS, 150/250 S/R ADAPTOR JD 9030	X	AGA4209



REV	DATE	ECO NO.	DESCRIPTION OF CHANGE	DRWN	APPR'D	MATERIAL	MACHINING TOLERANCES	DRAWN	DATE	PART OF ASSY:	PART NO:	PROJECT:	SHEET SIZE	
1.0	13/07/12	596	ORIGINAL RELEASE	KL			X, X.X, X.XX AS STATED ANGULAR ±0.25°	KL	13/07/12		AGA4314		A3	
							FINISH				KIT, PS-4 JD ARCTIC S/READY XX		SCALE N/A	
							HARNES TOLERANCES 0-300 +5/-3 300-1000 +10/-5 1000-3000 +20/-10 3000-5000 +40/-20 STRIP LENGTHS +0.5/-0				DRAWING NO: 00XXXX	SECURITY CLASS CONFIDENTIAL	DRAWING STANDARD AS1100	SHEET 1 OF 1 REV 1.0

COPYRIGHT: THIS DRAWING IS THE PROPERTY OF TOPCON PRECISION AGRICULTURE. IT MAY NOT BE REPRODUCED IN WHOLE OR IN PART WITHOUT THEIR WRITTEN PERMISSION.

UNLESS OTHERWISE STATED, ALL PRINTED COPIES OF THIS DOCUMENT ARE UNCONTROLLED. REFER TO DRAWING REGISTER FOR LATEST RELEASE.





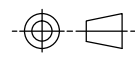




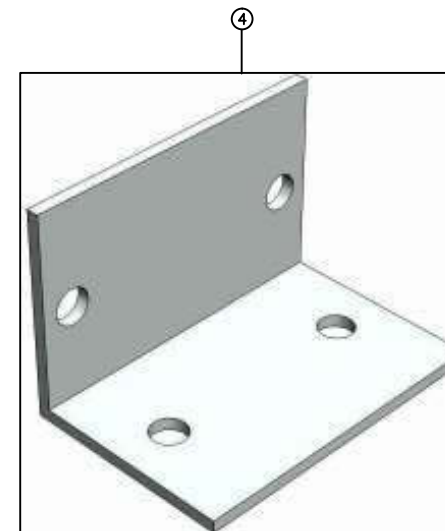
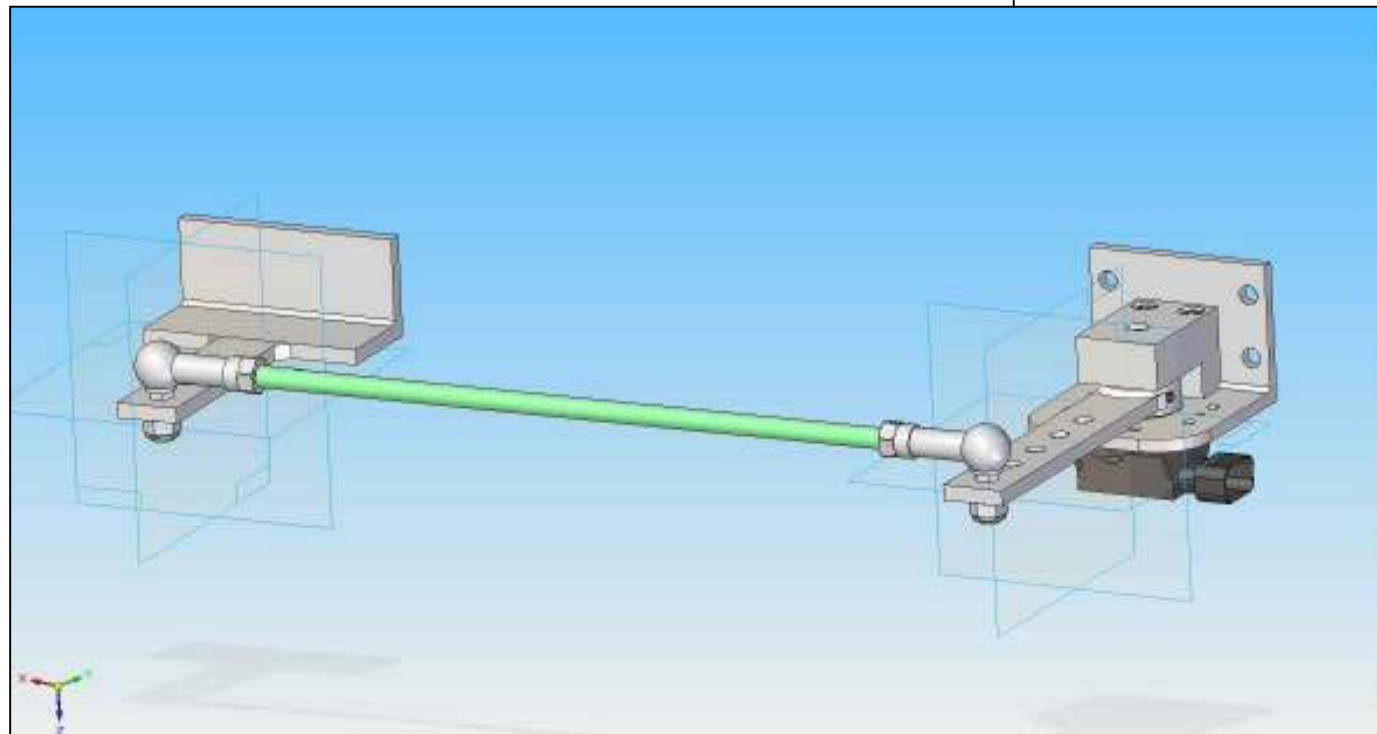
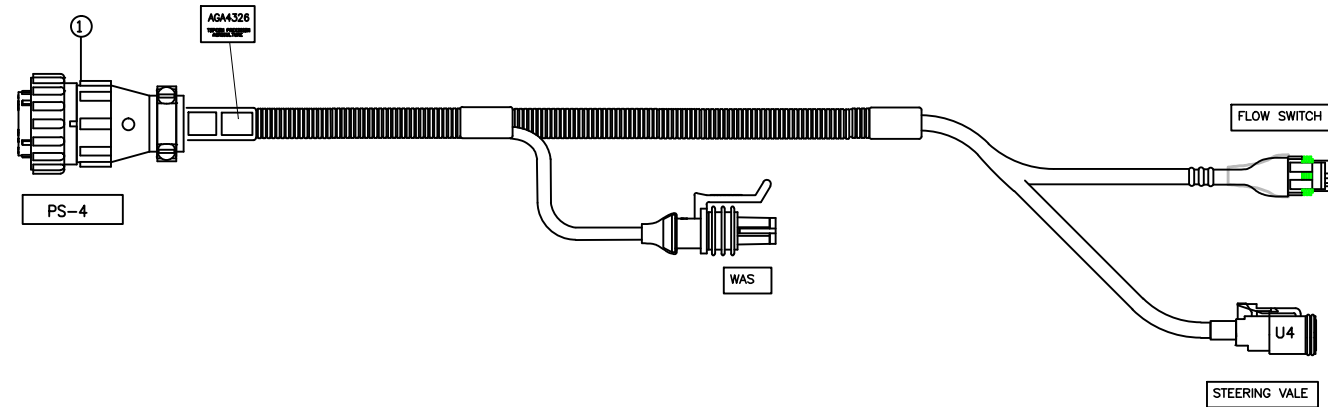
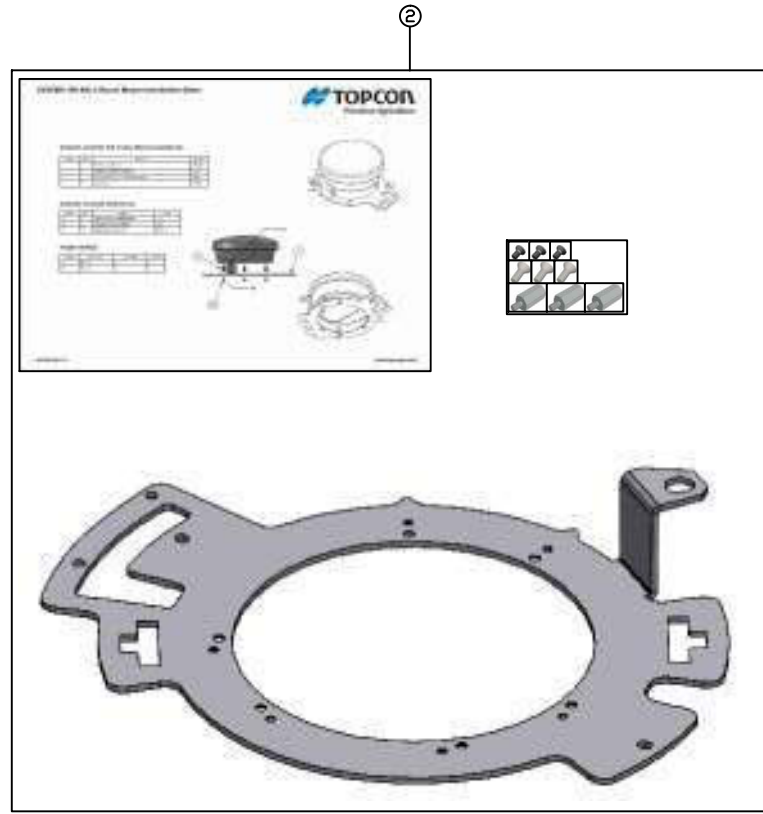


PART NO: AGA4403

PART OF ASSY:



ITEM	QTY	MATERIAL/DESCRIPTION	DWG. NO.	CODE
1	1	HRNS, ADAPTOR, PS-4 CNH STX SR	X	AGA4326
2	1	AGI-3 CASE MOUNT ASSEMBLY	X	A3734
3	1	WAS, COMPLETE ASSEMBLY	X	A3605
4	1	BRACKET, WAS GENERIC MOUNTING	X	AGM383
5	1	INSTALL GUIDE SUIT AGA4403	X	AGA4428



REV	DATE	ECO NO.	DESCRIPTION OF CHANGE	DRWN	APPR'D	MATERIAL	MACHINING TOLERANCES	DRAWN	DATE	PART OF ASSY:	PART NO:	PROJECT:	SHEET SIZE
1.0	18/07/12	509	ORIGINAL RELEASE	KL			X, +/-1 X.X +/-0.2 X.XX AS STATED ANGULAR ±0.25°	KL	18/07/12		AGA4403		A3
							HARNES TOLERANCES 0-300 +5/-3 300-1000 +10/-5 1000-3000 +20/-10 3000-5000 +40/-20 STRIP LENGTHS +0.5/-0			MACHINE FINISH 3.2 ALL ROUND UNLESS OTHERWISE STATED			SCALE N/A
										DO NOT SCALE UNLESS OTHERWISE STATED ALL DIMENSIONS ARE IN MILLIMETRES			SHEET 1 OF 1
											DRAWING NO: 00XXXX	SECURITY CLASS CONFIDENTIAL	REV 1.0
												DRAWING STANDARD AS1100	

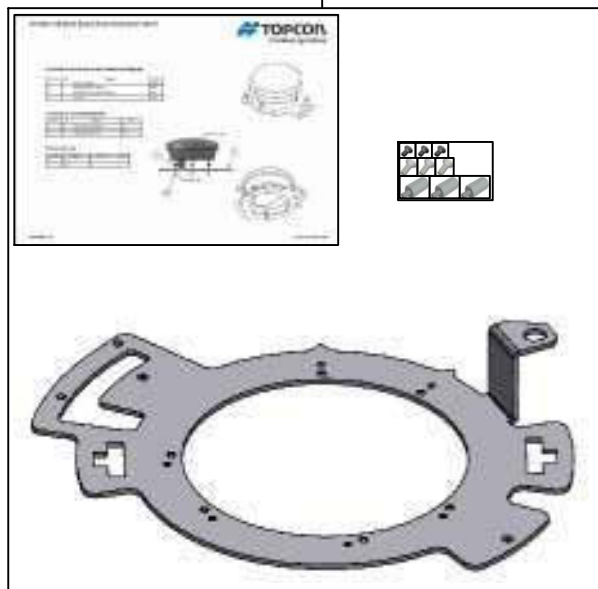
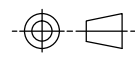
14 PARK WAY  
 MAWSON LAKES  
 SOUTH AUSTRALIA  
 5095  
 PH: +61(0)882033300  
 FAX: +611300307205  
 EMAIL: info@topcon.com  
 www.topcon.com

COPYRIGHT: THIS DRAWING IS THE PROPERTY OF TOPCON PRECISION AGRICULTURE. IT MAY NOT BE REPRODUCED IN WHOLE OR IN PART WITHOUT THEIR WRITTEN PERMISSION

UNLESS OTHERWISE STATED, ALL PRINTED COPIES OF THIS DOCUMENT ARE UNCONTROLLED. REFER TO DRAWING REGISTER FOR LATEST RELEASE

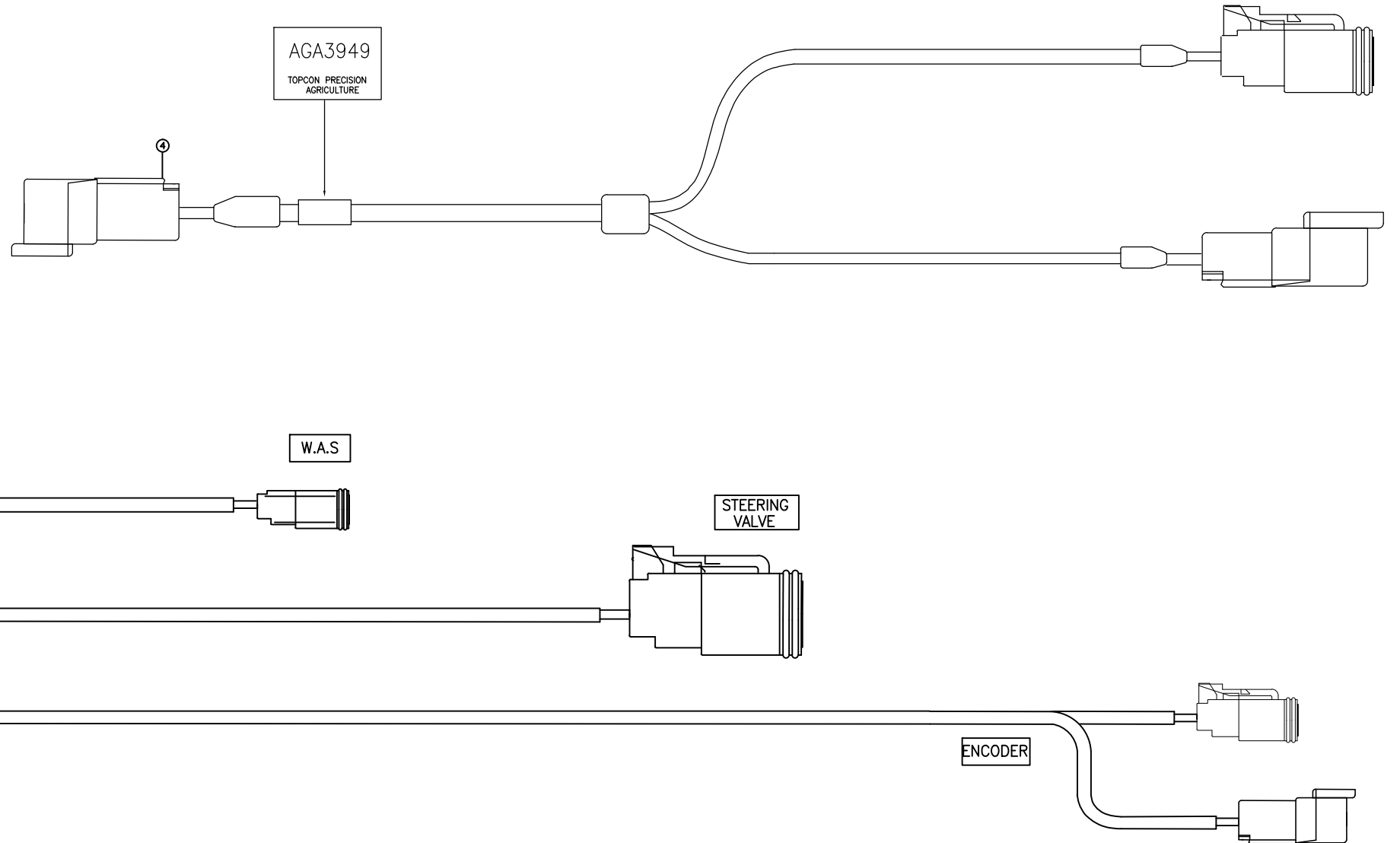
PART NO: AGA4404

PART OF ASSY:



PS-4

AGA4327  
TOPCON PRECISION AGRICULTURE



ITEM	QTY	MATERIAL/DESCRIPTION	DWG. NO.	CODE
1	1	HRNS, ADAPTOR, PS-4 CNH 10/20	X	AGA4327
2	1	AGI-3 CASE MOUNT ASSEMBLY	X	A3734
3	1	INSTALL GUIDE SUIT AGA4404	X	AGA4429
4	1	HRNS, WAS CASE 7x10, 8x10, 8x20	X	AGA3949

REV	DATE	ECO NO.	DESCRIPTION OF CHANGE	DRWN	APPR'D	MATERIAL	MACHINING TOLERANCES	DRAWN	DATE	PART OF ASSY:	PART NO:	PROJECT:	SHEET SIZE
1.0	18/07/12	509	ORIGINAL RELEASE	KL			X, +/-1 X.X +/-0.2 X.XX AS STATED ANGULAR ±0.25°	KL	18/07/12		AGA4404		A3
							HARNES TOLERANCES 0-300 +5/-3 300-1000 +10/-5 1000-3000 +20/-10 3000-5000 +40/-20 STRIP LENGTHS +0.5/-0						N/A
													SHEET 1 OF 1
													REV 1.0

14 PARK WAY  
 MAWSON LAKES  
 SOUTH AUSTRALIA  
 5095  
 PH: +61(0)882033300  
 FAX: +611300307205  
 EMAIL: info@topcon.com  
 www.topcon.com

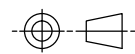
TITLE:	KIT, PS-4 CNH 10,20 SERIES COMBINES	DRAWING NO:	00XXXX	SECURITY CLASS	CONFIDENTIAL	DRAWING STANDARD	AS1100
--------	--	-------------	--------	----------------	--------------	------------------	--------

COPYRIGHT: THIS DRAWING IS THE PROPERTY OF TOPCON PRECISION AGRICULTURE. IT MAY NOT BE REPRODUCED IN WHOLE OR IN PART WITHOUT THEIR WRITTEN PERMISSION

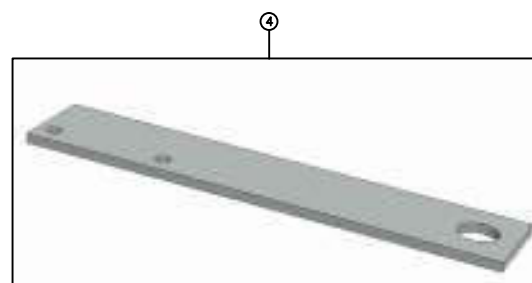
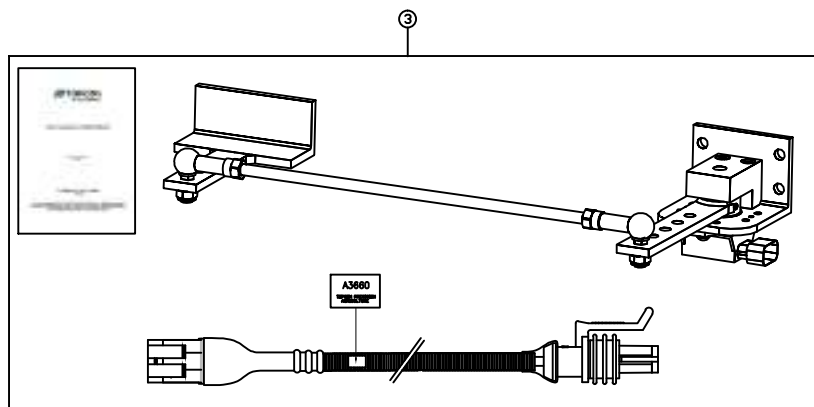
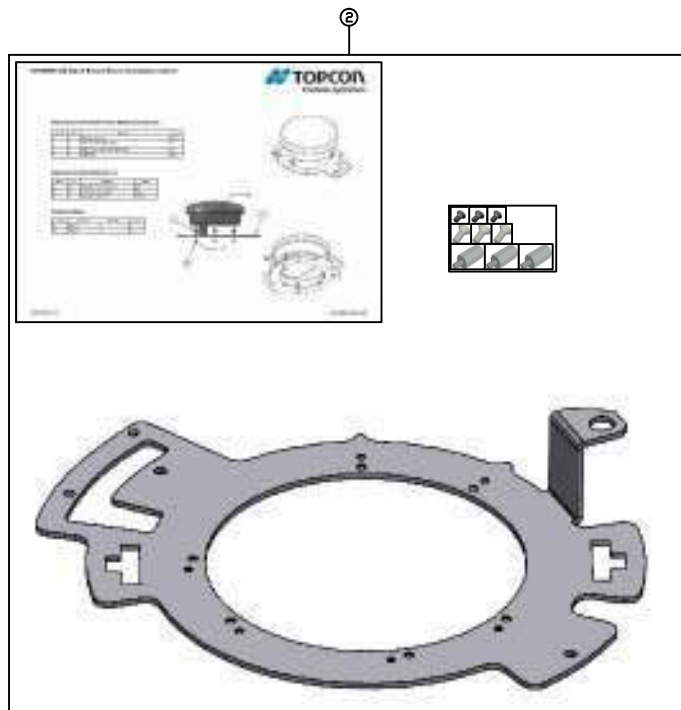
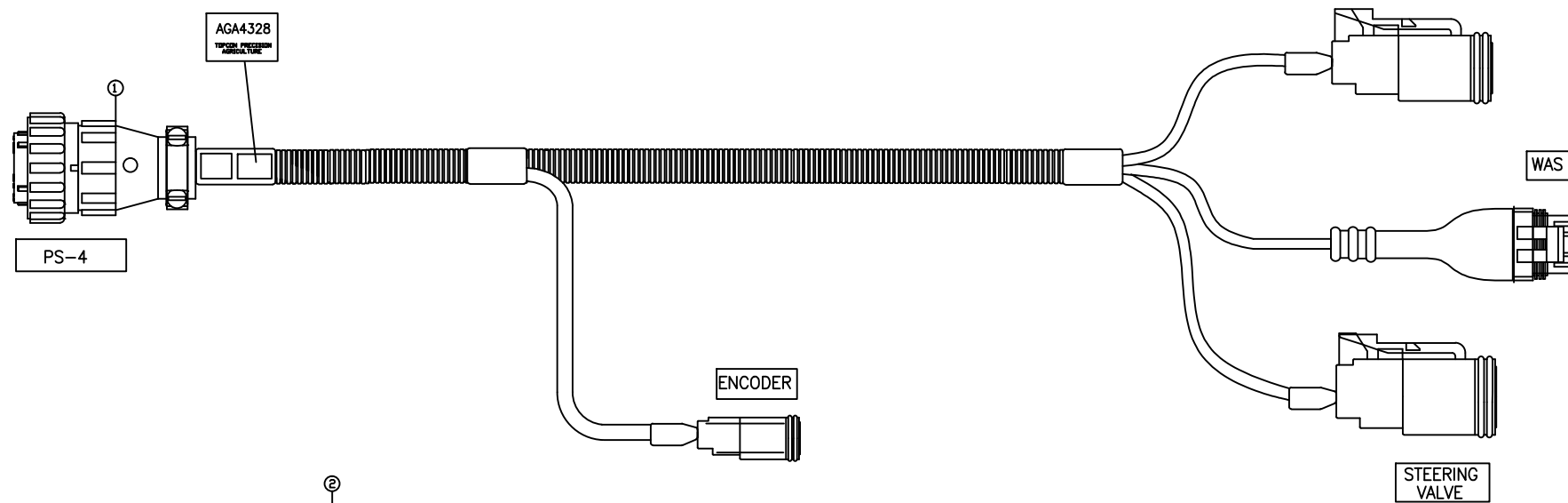
UNLESS OTHERWISE STATED, ALL PRINTED COPIES OF THIS DOCUMENT ARE UNCONTROLLED. REFER TO DRAWING REGISTER FOR LATEST RELEASE

PART NO: AGA4405

PART OF ASSY:



ITEM	QTY	MATERIAL/DESCRIPTION	DWG. NO.	CODE
1	1	HRNS, ADAPTOR, PS-4 CNH 5088/6088	X	AGA4328
2	1	AGI-3 CASE MOUNT ASSEMBLY	X	A3734
3	1	PROSTEER WAS KIT	X	A3671
4	1	BRACKET, WAS SUIT 5088/6088/7088	X	AGB1197
5	1	INSTALL GUIDE SUIT AGA4405	X	AGA4430

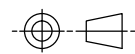


REV	DATE	ECO NO.	DESCRIPTION OF CHANGE	DRWN	APPR'D	MATERIAL	MACHINING TOLERANCES	DRAWN	DATE	PART OF ASSY:	PART NO:	PROJECT:	SHEET SIZE
1.0	18/07/12	509	ORIGINAL RELEASE	KL			X, +/-1 X.X +/-0.2 X.XX AS STATED ANGULAR ±0.25°	KL	18/07/12		AGA4405		A3
							HARNES TOLERANCES 0-300 +5/-3 300-1000 +10/-5 1000-3000 +20/-10 3000-5000 +40/-20 STRIP LENGTHS +0.5/-0				KIT, PS-4 CNH 5088/6088/7088 COMBINES		N/A
													SHEET 1 OF 1
													REV 1.0

COPYRIGHT: THIS DRAWING IS THE PROPERTY OF TOPCON PRECISION AGRICULTURE. IT MAY NOT BE REPRODUCED IN WHOLE OR IN PART WITHOUT THEIR WRITTEN PERMISSION

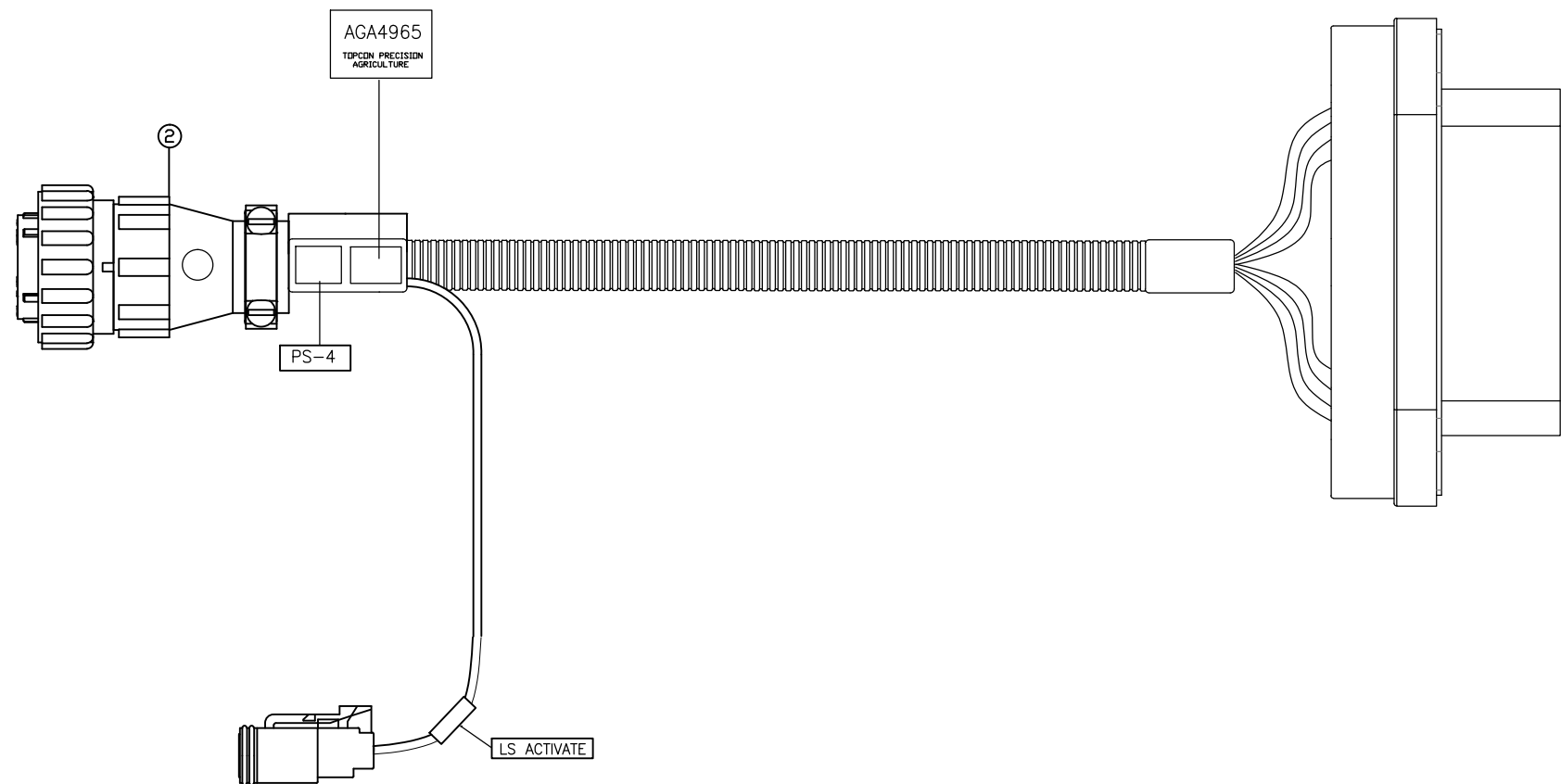
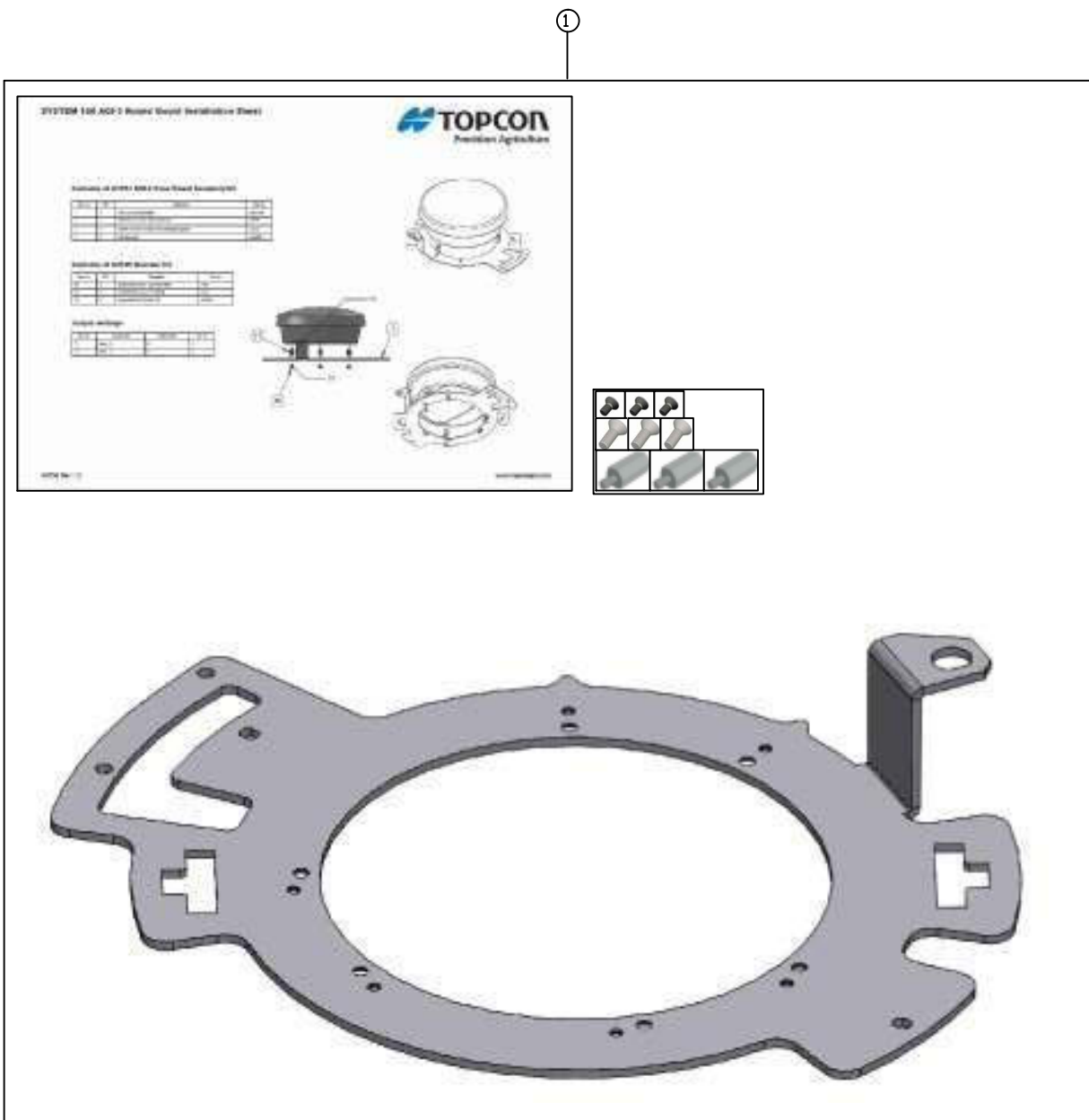
UNLESS OTHERWISE STATED, ALL PRINTED COPIES OF THIS DOCUMENT ARE UNCONTROLLED. REFER TO DRAWING REGISTER FOR LATEST RELEASE

PART NO: AGA5113



PART OF ASSY:

ITEM	QTY	MATERIAL/DESCRIPTION	DWG. NO.	CODE
1	1	AGI-3 CASE MOUNT ASSEMBLY	X	A3734
2	1	HRNS PS-4 CNH SR MX ENCODER	X	AGA4965
3	1	CARTON, SYSTEM 150 AGI-3 JD	X	Z271



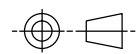
REV	DATE	ECO NO.	DESCRIPTION OF CHANGE	DRWN	APPR'D	MATERIAL	MACHINING TOLERANCES	DRAWN	DATE	PART OF ASSY:	PART NO:	PROJECT:	SHEET SIZE	
1.0	1/05/13	972	ORIGINAL RELEASE	KL			X, +/-1 X.X +/-0.2 X.XX AS STATED ANGULAR ±0.25°	KL	01/05/13		AGA5113		A3	
						FINISH	HARNES TOLERANCES 0-300 +5/-3 300-1000 +10/-5 1000-3000 +20/-10 3000-5000 +40/-20 STRIP LENGTHES +0.5/-0	CHECKED	DATE	MACHINE FINISH 3.2 ALL ROUND UNLESS OTHERWISE STATED	DO NOT SCALE UNLESS OTHERWISE STATED ALL DIMENSIONS ARE IN MILLIMETRES		N/A	
								ENG APPROVAL	DATE				SHEET 1 OF 1	
								14 PARK WAY MAWSON LAKES SOUTH AUSTRALIA 5095		PH:+61(0)882033300 FAX: +611300307205 EMAIL:info@topcon.com www.topcon.com	DRAWING NO: 004528	SECURITY CLASS CONFIDENTIAL	DRAWING STANDARD AS1100	REV 1.0

COPYRIGHT: THIS DRAWING IS THE PROPERTY OF TOPCON PRECISION AGRICULTURE. IT MAY NOT BE REPRODUCED IN WHOLE OR IN PART WITHOUT THEIR WRITTEN PERMISSION

UNLESS OTHERWISE STATED, ALL PRINTED COPIES OF THIS DOCUMENT ARE UNCONTROLLED. REFER TO DRAWING REGISTER FOR LATEST RELEASE

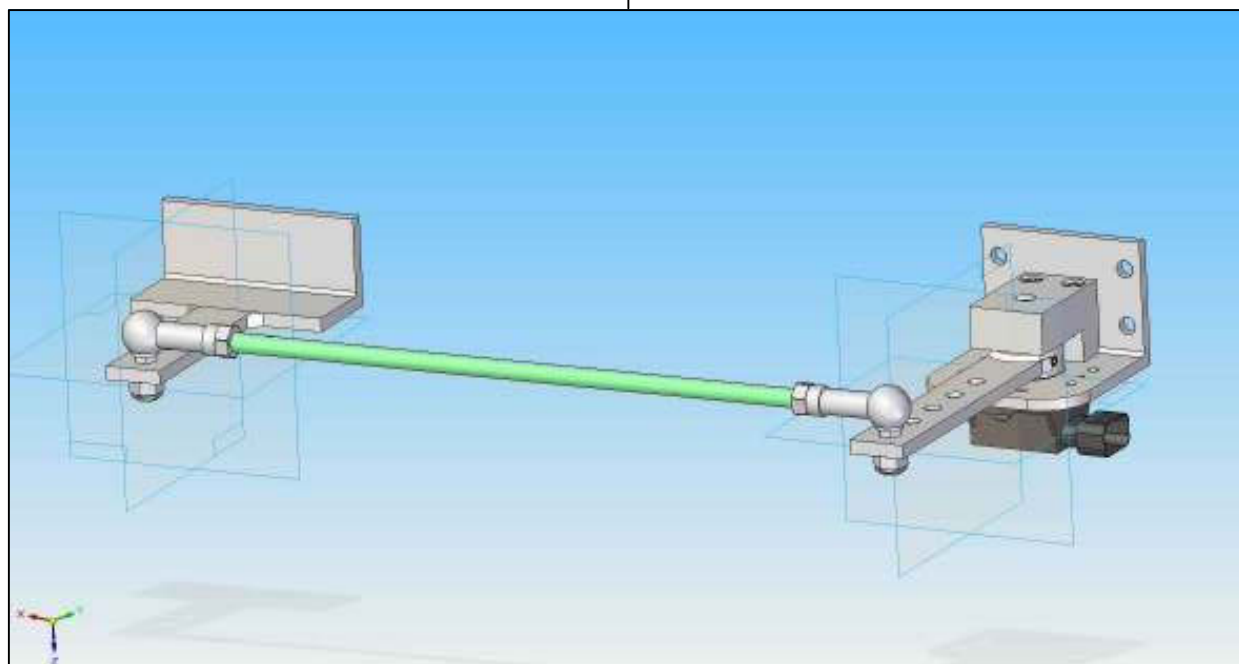
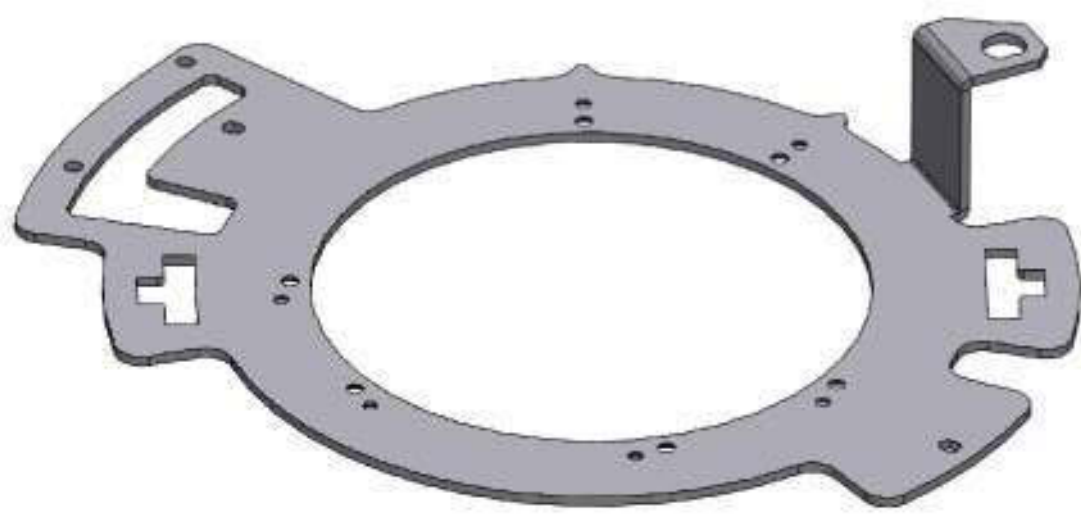
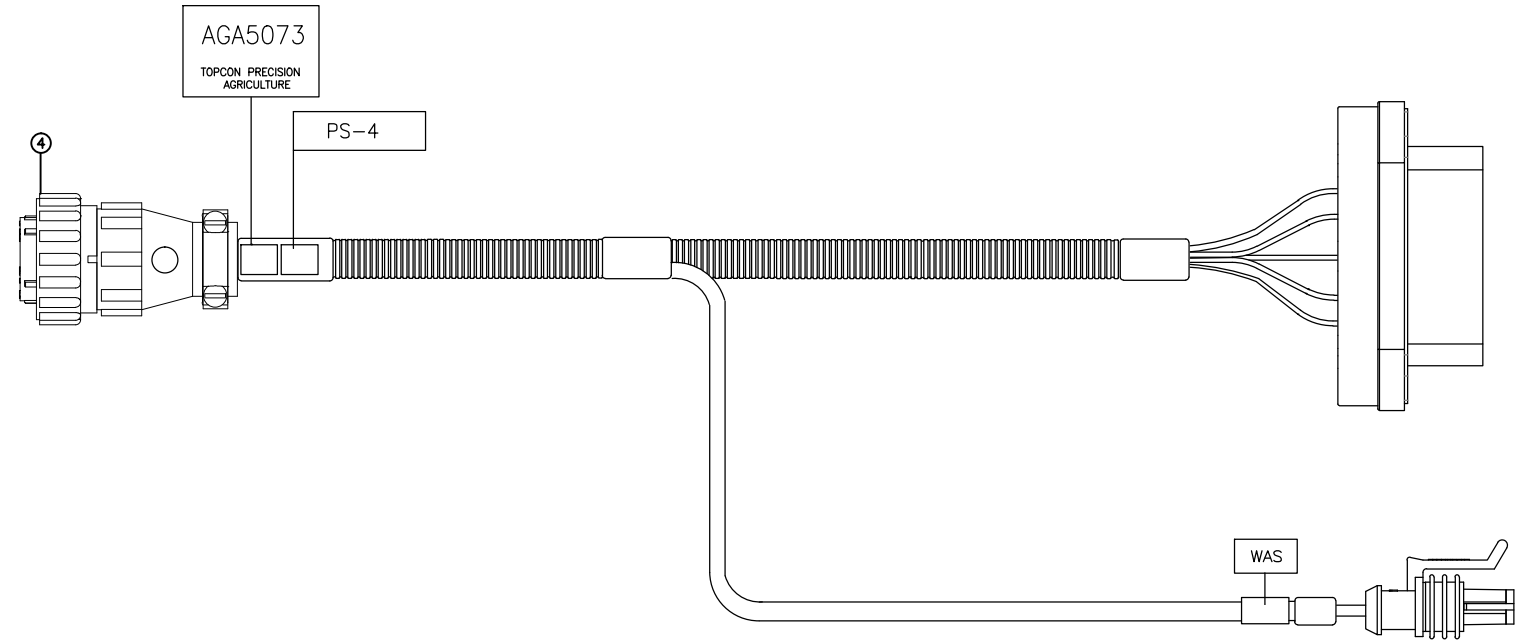
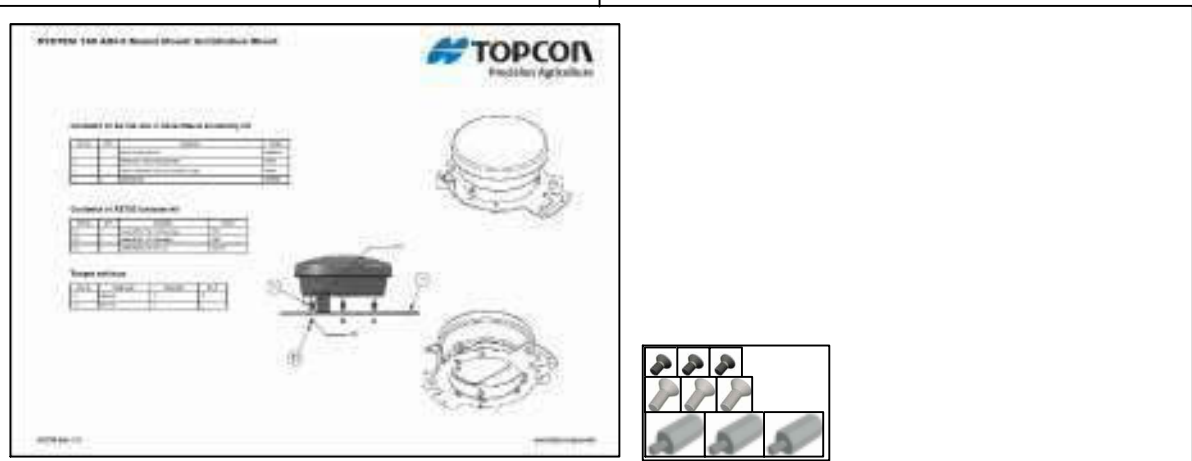


PART NO: AGA5115



PART OF ASSY:

ITEM	QTY	MATERIAL/DESCRIPTION	DWG. NO.	CODE
1	1	ASSY, WHEEL ANGLE SENSOR (WAS)	X	A3605
2	1	AGI-3 CASE MOUNT ASSEMBLY	X	A3734
3	1	INSTALL GUIDE SUIT AGA4403	X	AGA4428
4	1	HRNS, ADAPTOR PS-4 CNH STX	X	AGA5073
5	1	BRACKET, WAS GENERIC MOUNTING	X	AGM383
6	1	CARTON, SYSTEM 150 AGI-3 JD	X	Z271



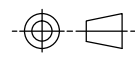
REV	DATE	ECO NO.	DESCRIPTION OF CHANGE	DRWN	APPR'D	MATERIAL	MACHINING TOLERANCES	DRAWN	DATE	PART OF ASSY:	PART NO:	PROJECT:	SHEET SIZE
1.0	01/05/13	971	ORIGINAL RELEASE	KL			X, +/-1 X.X +/-0.2 X.XX AS STATED ANGULAR ±0.25°	KL	01/05/13		AGA5115		A3
						FINISH	HARNES TOLERANCES 0-300 +5/-3 300-1000 +10/-5 1000-3000 +20/-10 3000-5000 +40/-20 STRIP LENGTHS +0.5/-0			MACHINE FINISH 3.2 ALL ROUND UNLESS OTHERWISE STATED	DO NOT SCALE UNLESS OTHERWISE STATED ALL DIMENSIONS ARE IN MILLIMETRES		N/A
DRAWING NO: 004529 SECURITY CLASS: CONFIDENTIAL DRAWING STANDARD: AS1100											REV 1.0		

COPYRIGHT: THIS DRAWING IS THE PROPERTY OF TOPCON PRECISION AGRICULTURE. IT MAY NOT BE REPRODUCED IN WHOLE OR IN PART WITHOUT THEIR WRITTEN PERMISSION

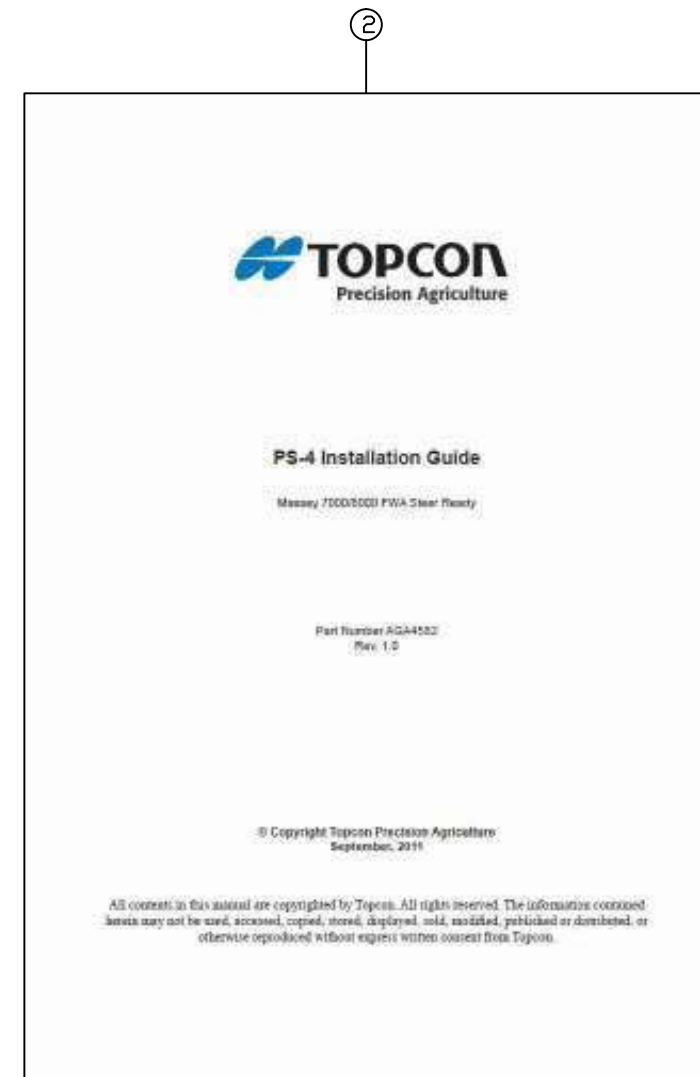
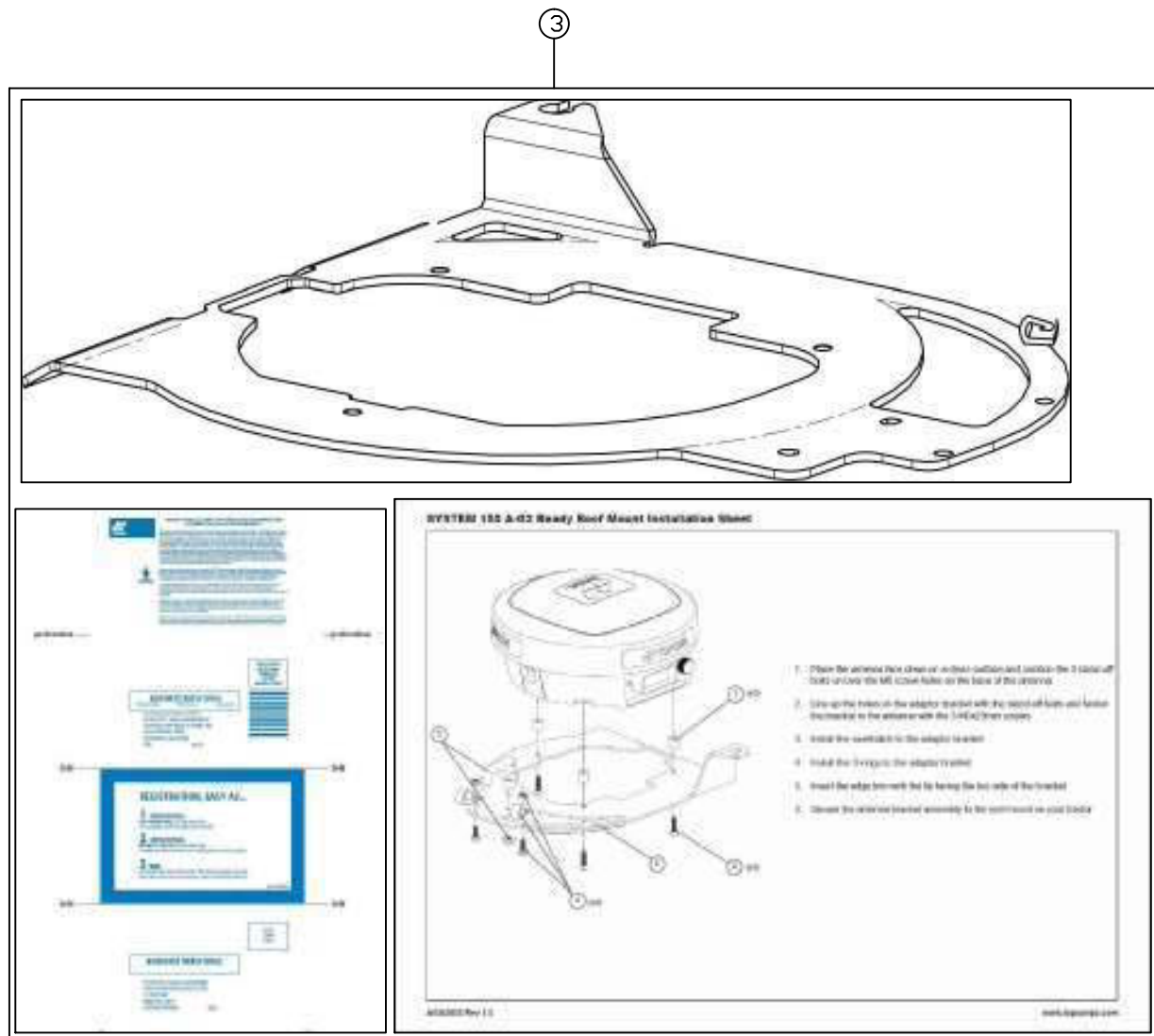
UNLESS OTHERWISE STATED, ALL PRINTED COPIES OF THIS DOCUMENT ARE UNCONTROLLED. REFER TO DRAWING REGISTER FOR LATEST RELEASE

PART NO: AGA4587

PART OF ASSY:



ITEM	QTY	MATERIAL/DESCRIPTION	DWG. NO.	CODE
1	1	HRNS, PS-4 PVED ADAPTOR	X	AGA4512
2	1	INSTALL MANUAL SR PS-4 MF 6400	X	AGA4582
3	1	AG-2 READY AGI-3/AGCO ROOF MOUNT	X	AGA3788



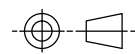
COPYRIGHT: THIS DRAWING IS THE PROPERTY OF TOPCON PRECISION AGRICULTURE. IT MAY NOT BE REPRODUCED IN WHOLE OR IN PART WITHOUT THEIR WRITTEN PERMISSION.

UNLESS OTHERWISE STATED, ALL PRINTED COPIES OF THIS DOCUMENT ARE UNCONTROLLED. REFER TO DRAWING REGISTER FOR LATEST RELEASE.

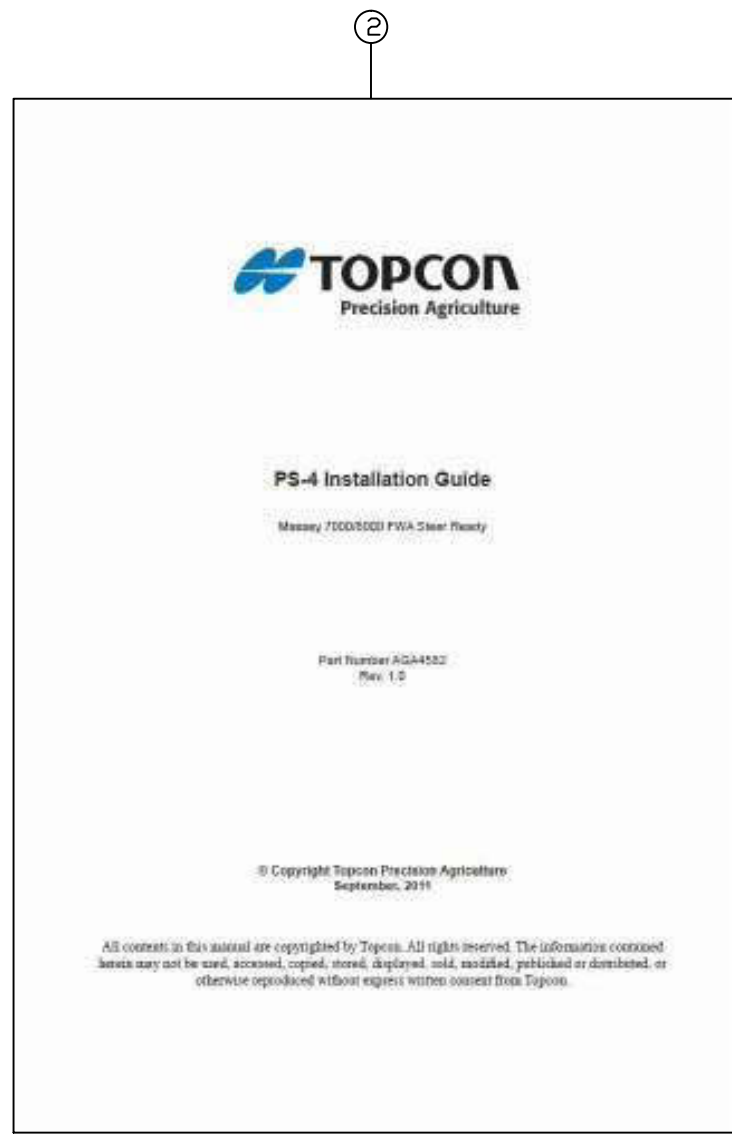
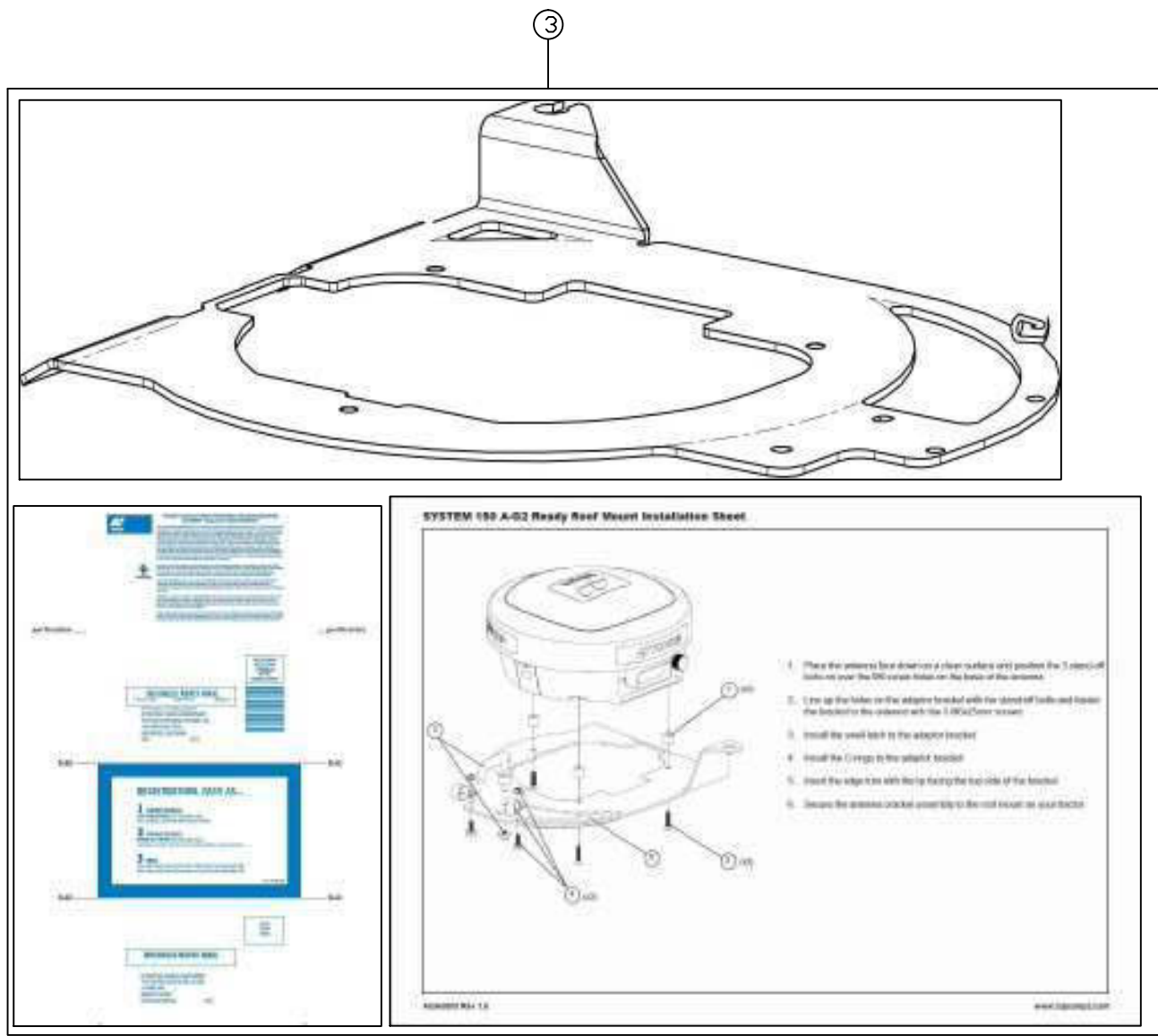
REV	DATE	ECO NO.	DESCRIPTION OF CHANGE	DRWN	APPR'D	MATERIAL	MACHINING TOLERANCES	FINISH	HARNES TOLERANCES	DRAWN	DATE	PART OF ASSY:	PART NO:	PROJECT:	SHEET SIZE	
1.0	23/07/12	752	ORIGINAL RELEASE	KL			X X.X X.XX ANGULAR ±0.25°		0-300 +5/-3 300-1000 +10/-5 1000-3000 +20/-10 3000-5000 +40/-20 STRIP LENGTHS +0.5/-0	KL	23/07/12		AGA4587		A3	
										CHECKED	DATE	MACHINE FINISH	KIT, SR PS-4 MF 6400/7400/8400		SCALE N/A	
										ENG APPROVAL	DATE	DO NOT SCALE UNLESS OTHERWISE STATED ALL DIMENSIONS ARE IN MILLIMETRES	FWA		SHEET 1 OF 1	
												ALL ROUND UNLESS OTHERWISE STATED	DRAWING NO: 00XXXX	SECURITY CLASS CONFIDENTIAL	DRAWING STANDARD AS1100	REV 1.0
												14 PARK WAY MAWSON LAKES SOUTH AUSTRALIA 5095				
												PH:+61(0)882033300 FAX: +611300307205 EMAIL:info@topcon.com www.topcon.com				

PART NO: AGA4588

PART OF ASSY:



ITEM	QTY	MATERIAL/DESCRIPTION	DWG. NO.	CODE
1	1	HRNS, PS-4 PVED ADAPTOR	X	AGA4512
2	1	INSTALL MANUAL SR PS-4 MF 6400/7400	X	AGA4582
3	1	AGE-2 READY AGI-3/AGCO ROOF MOUNT	X	AGA3788



COPYRIGHT: THIS DRAWING IS THE PROPERTY OF TOPCON PRECISION AGRICULTURE. IT MAY NOT BE REPRODUCED IN WHOLE OR IN PART WITHOUT THEIR WRITTEN PERMISSION.

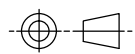
UNLESS OTHERWISE STATED, ALL PRINTED COPIES OF THIS DOCUMENT ARE UNCONTROLLED. REFER TO DRAWING REGISTER FOR LATEST RELEASE.

REV	DATE	ECO NO.	DESCRIPTION OF CHANGE	DRWN	APPR'D	MATERIAL	MACHINING TOLERANCES	DRAWN	DATE	PART OF ASSY:	PART NO:	PROJECT:	SHEET SIZE
1.0	24/07/12	-	ORIGINAL RELEASE	KL			X X.X +/-1 X.XX +/-0.2 X.XX AS STATED ANGULAR ±0.25°	KL	24/07/12		AGA4588		A3
						FINISH	HARNES TOLERANCES 0-300 +5/-3 300-1000 +10/-5 1000-3000 +20/-10 3000-5000 +40/-20 STRIP LENGTHS +0.5/-0	CHECKED	DATE	MACHINE FINISH 3.2 ALL ROUND UNLESS OTHERWISE STATED	DO NOT SCALE UNLESS OTHERWISE STATED ALL DIMENSIONS ARE IN MILLIMETRES		N/A
								ENG APPROVAL	DATE		KIT, SR PS-4 GLEANER & MF COMBINE		SHEET 1 OF 1
											DRAWING NO: 00XXXX	SECURITY CLASS CONFIDENTIAL	DRAWING STANDARD AS1100
													REV 1.0

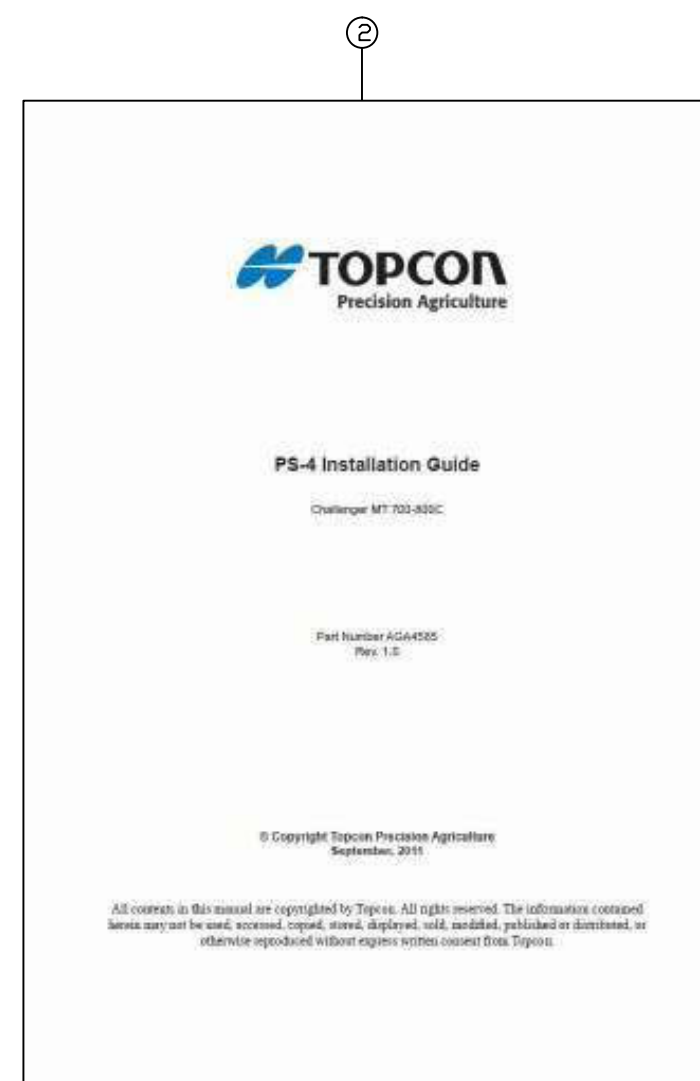
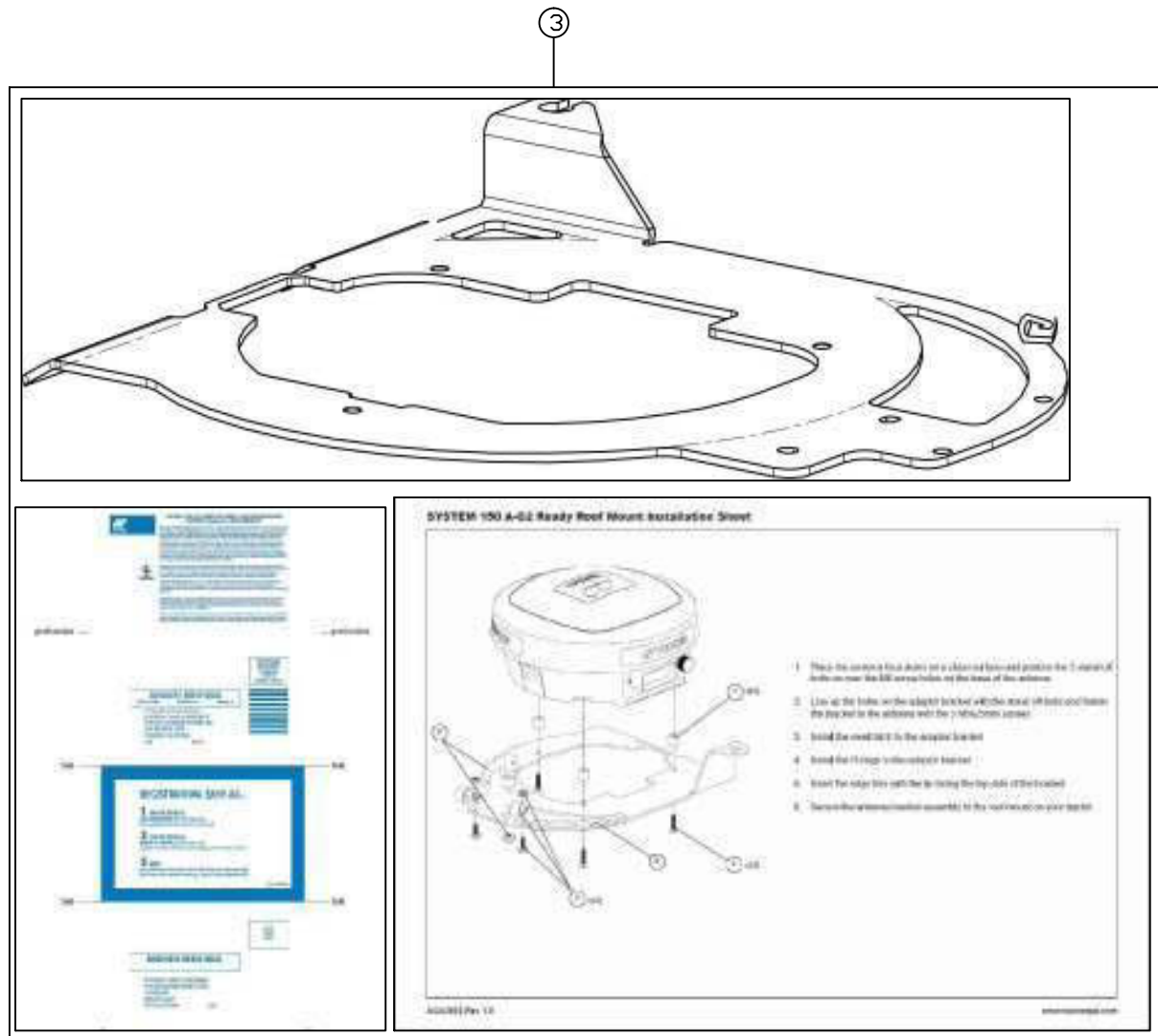
14 PARK WAY  
 MAWSON LAKES  
 SOUTH AUSTRALIA  
 5095  
 PH: +61(0)882033300  
 FAX: +611300307205  
 EMAIL: info@topcon.com  
 www.topcon.com

PART NO: AGA4589

PART OF ASSY:



ITEM	QTY	MATERIAL/DESCRIPTION	DWG. NO.	CODE
1	1	HRNS, PS-4 PVED ADAPTOR	X	AGA4512
2	1	INSTALL MANUAL PS-4 CHALLENGER MT	X	AGA4585
3	1	AGE-2 READY AGI-3/AGCO ROOF MOUNT	X	AGA3788



REV	DATE	ECO NO.	DESCRIPTION OF CHANGE	DRWN	APPR'D	MATERIAL	MACHINING TOLERANCES	DRAWN	DATE	PART OF ASSY:	PART NO:	PROJECT:	SHEET SIZE	
1.0	24/07/12	-	ORIGINAL RELEASE	KL			X X.X +/-0.2 X.XX AS STATED ANGULAR ±0.25°	KL	24/07/12		AGA4589		A3	
						FINISH	HARNES TOLERANCES 0-300 +5/-3 300-1000 +10/-5 1000-3000 +20/-10 3000-5000 +40/-20 STRIP LENGTHS +0.5/-0						N/A	
											KIT, SR PS-4 CHALLENGER 900 ARTICULATED		SHEET 1 OF 1	
											DRAWING NO: 00XXXX	SECURITY CLASS CONFIDENTIAL	DRAWING STANDARD AS1100	REV 1.0

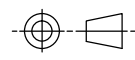
COPYRIGHT: THIS DRAWING IS THE PROPERTY OF TOPCON PRECISION AGRICULTURE. IT MAY NOT BE REPRODUCED IN WHOLE OR IN PART WITHOUT THEIR WRITTEN PERMISSION

UNLESS OTHERWISE STATED, ALL PRINTED COPIES OF THIS DOCUMENT ARE UNCONTROLLED. REFER TO DRAWING REGISTER FOR LATEST RELEASE

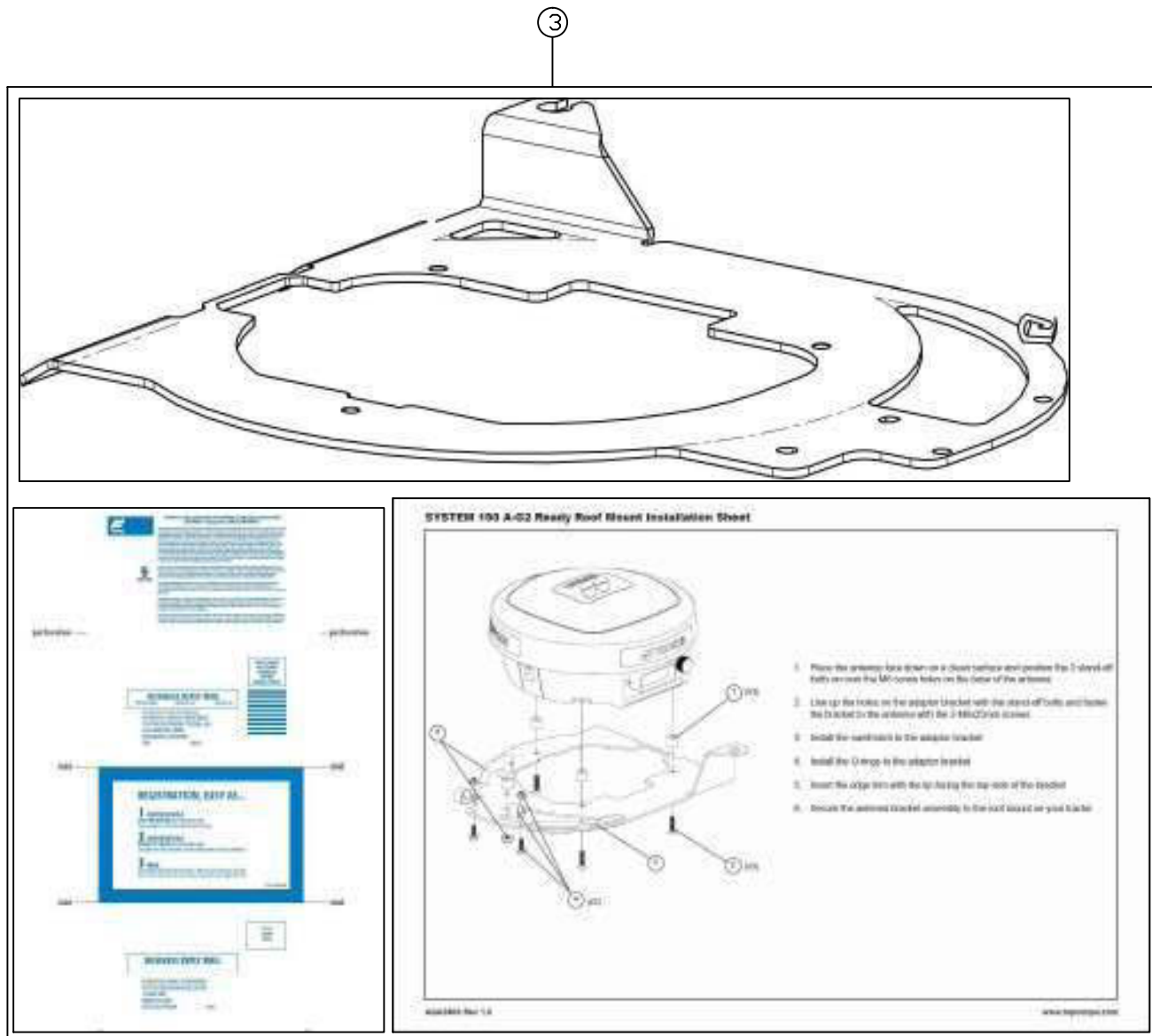



PART NO: AGA4590

PART OF ASSY:



ITEM	QTY	MATERIAL/DESCRIPTION	DWG. NO.	CODE
1	1	HRNS, PS-4 CAT MT C AUTOGUIDE	X	AGA4580
2	1	INSTALL MANUAL PS-4 CHALLENGER MT	X	AGA4585
3	1	AGE-2 READY AGI-3/AGCO ROOF MOUNT	X	AGA3788



REV	DATE	ECO NO.	DESCRIPTION OF CHANGE	DRWN	APPR'D	MATERIAL	MACHINING TOLERANCES	DRAWN	DATE	PART OF ASSY:	PART NO:	PROJECT:	SHEET SIZE
1.0	24/07/12	-	ORIGINAL RELEASE	KL			X, X.X, X.XX AS STATED ANGULAR ±0.25°	KL	24/07/12		AGA4590		A3
						FINISH	HARNES TOLERANCES 0-300 +5/-3 300-1000 +10/-5 1000-3000 +20/-10 3000-5000 +40/-20 STRIP LENGTHS +0.5/-0			MACHINE FINISH 3.2 ALL ROUND UNLESS OTHERWISE STATED	DO NOT SCALE UNLESS OTHERWISE STATED ALL DIMENSIONS ARE IN MILLIMETRES	KIT, PS-4 CHALLENGER MT C-700 & 800 (AUTO GUIDE 2 READY)	N/A
											00XXXX	SECURITY CLASS CONFIDENTIAL	DRAWING STANDARD AS1100
													REV 1.0

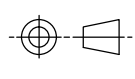
COPYRIGHT: THIS DRAWING IS THE PROPERTY OF TOPCON PRECISION AGRICULTURE. IT MAY NOT BE REPRODUCED IN WHOLE OR IN PART WITHOUT THEIR WRITTEN PERMISSION

UNLESS OTHERWISE STATED, ALL PRINTED COPIES OF THIS DOCUMENT ARE UNCONTROLLED. REFER TO DRAWING REGISTER FOR LATEST RELEASE



PART NO: AGA4591

PART OF ASSY:

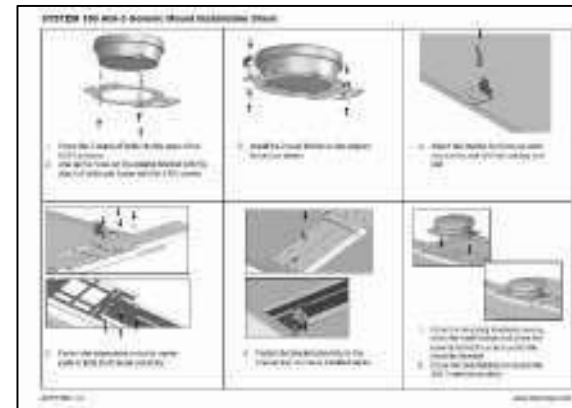

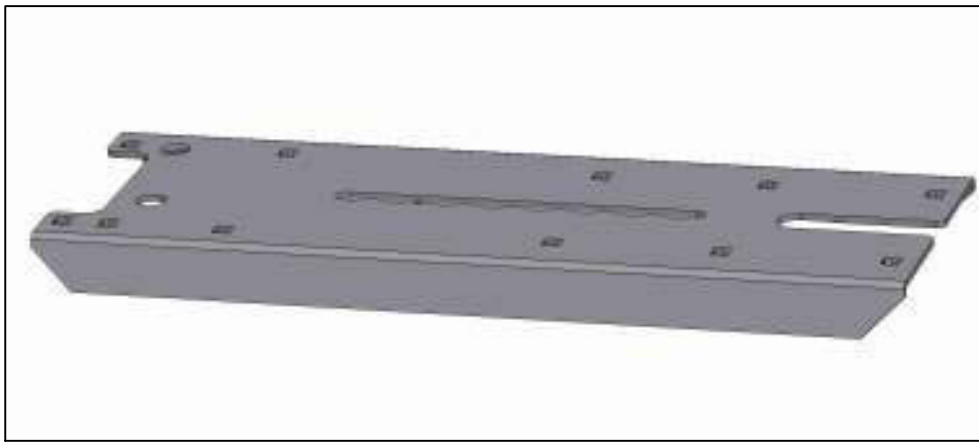



AGA4579  
TOPCON PRECISION  
AGRICULTURE




ITEM	QTY	MATERIAL/DESCRIPTION	DWG. NO.	CODE
1	1	PS-4 CAT MT C NON AUTOGUIDE	X	AGA4579
2	1	INSTALL MANUAL PS-4 CHALLENGER MT	X	AGA4585
3	1	SYSTEM 150 AGI-3 GENERIC MOUNT	X	AGA3644

3



2



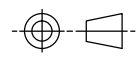
REV	DATE	ECO NO.	DESCRIPTION OF CHANGE	DRWN	APPR'D	MATERIAL	MACHINING TOLERANCES	DRAWN	DATE	PART OF ASSY:	PART NO:	PROJECT:	SHEET SIZE
1.0	24/07/12	-	ORIGINAL RELEASE	KL			X, +/-1 X.X +/-0.2 X.XX AS STATED ANGULAR ±0.25°	KL	24/07/12		AGA4591		A3
							HARNES TOLERANCES 0-300 +5/-3 300-1000 +10/-5 1000-3000 +20/-10 3000-5000 +40/-20 STRIP LENGTHS +0.5/-0						N/A
													SHEET 1 OF 1
													REV 1.0

COPYRIGHT: THIS DRAWING IS THE PROPERTY OF TOPCON PRECISION AGRICULTURE. IT MAY NOT BE REPRODUCED IN WHOLE OR IN PART WITHOUT THEIR WRITTEN PERMISSION

UNLESS OTHERWISE STATED, ALL PRINTED COPIES OF THIS DOCUMENT ARE UNCONTROLLED. REFER TO DRAWING REGISTER FOR LATEST RELEASE

PART NO: AGA4657

PART OF ASSY:





ITEM	QTY	MATERIAL/DESCRIPTION	DWG. NO.	CODE
1	1	SYSTEM 150 AGI-3 GENERIC MOUNT	X	AGA3644
2	1	INSTALLATION MANUAL PS-4 CHALLENGER MT	X	AGA4585
3	1	HRNS, PS-4 CAT MT B NON AUTOGUIDE	X	AGA4666

AGA4666  
TOPCON PRECISION  
AGRICULTURE

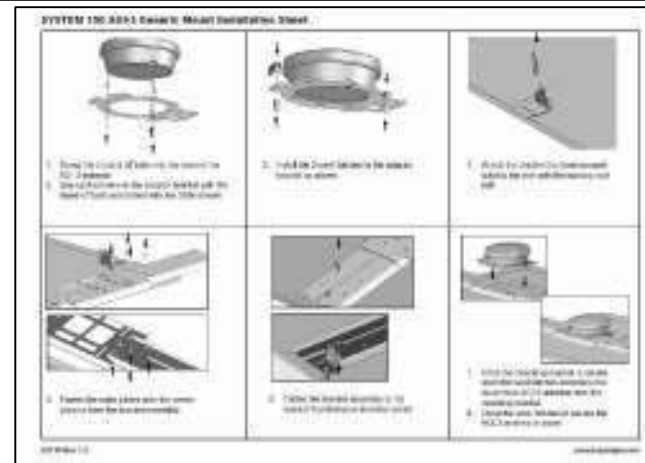
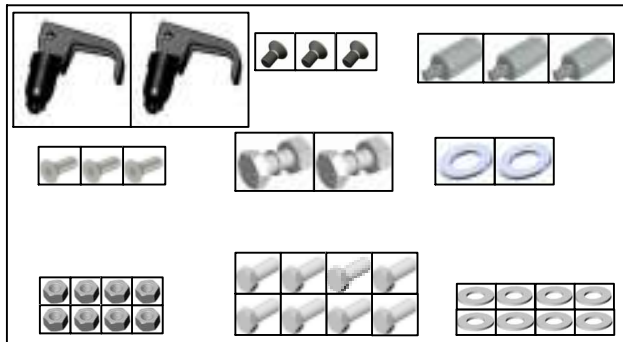

CAN



①



②



REV	DATE	ECO NO.	DESCRIPTION OF CHANGE	DRWN	APPR'D	MATERIAL	MACHINING TOLERANCES	DRAWN	DATE	PART OF ASSY:	PART NO:	PROJECT:	SHEET SIZE
1.0	25/07/12	973	ORIGINAL RELEASE	KL			X, +/-1 X.X +/-0.2 X.XX AS STATED ANGULAR ±0.25°	KL	25/07/12		AGA4657		A3
							HARNESSTOLERANCES 0-300 +5/-3 300-1000 +10/-5 1000-3000 +20/-10 3000-5000 +40/-20 STRIP LENGTHS +0.5/-0						N/A
													SHEET 1 OF 1
													REV 1.0

COPYRIGHT: THIS DRAWING IS THE PROPERTY OF TOPCON PRECISION AGRICULTURE. IT MAY NOT BE REPRODUCED IN WHOLE OR IN PART WITHOUT THEIR WRITTEN PERMISSION

UNLESS OTHERWISE STATED, ALL PRINTED COPIES OF THIS DOCUMENT ARE UNCONTROLLED. REFER TO DRAWING REGISTER FOR LATEST RELEASE

# ***System 200***

## ***ProSteer 4 Steering***

### ***Receiver Mounting***

### ***Bracket Kits & Options***



*X20 Console*



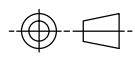
*ProSteer 4 Steering System*

#### **Contents**


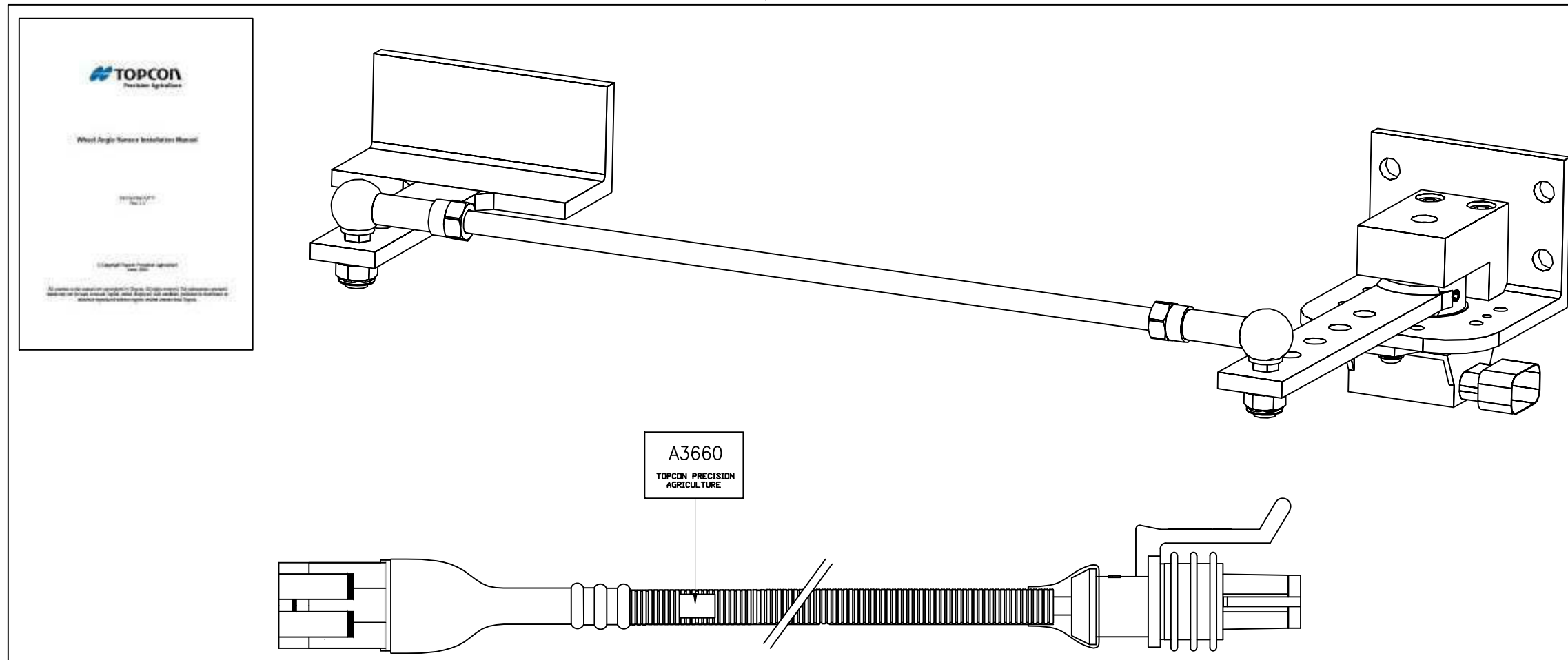
- AGA4311
- AGA4312
- AGA3644
- AGA3788
- AGA4199
- AGA4609
- A3645
- A3734
- AGA4457
- AGA4500

PART NO: AGA4311

PART OF ASSY:



ITEM	QTY	MATERIAL/DESCRIPTION	DWG. NO.	CODE
1	1	PRO STEER WAS KIT	X	A3671
2	1	HRNS, PS-4 WAS	X	AGA4316



REV	DATE	ECO NO.	DESCRIPTION OF CHANGE	DRWN	APPR'D	MATERIAL	MACHINING TOLERANCES	DRAWN	DATE	PART OF ASSY:	PART NO:	PROJECT:	SHEET SIZE
1.0	13/07/12	509	ORIGINAL RELEASE	KL			X, +/-1 X.X +/-0.2 X.XX AS STATED ANGULAR ±0.25°	KL	13/07/12		AGA4311		A3
							HARNES TOLERANCES 0-300 +5/-3 300-1000 +10/-5 1000-3000 +20/-10 3000-5000 +40/-20 STRIP LENGTHS +0.5/-0						N/A
													SHEET 1 OF 1
													REV 1.0

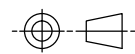
  

CHECKED ENG APPROVAL DATE	DATE DATE	MACHINE FINISH ALL ROUND UNLESS OTHERWISE STATED	DO NOT SCALE UNLESS OTHERWISE STATED ALL DIMENSIONS ARE IN MILLIMETRES
14 PARK WAY MAWSON LAKES SOUTH AUSTRALIA 5095		PH:+61(0)882033300 FAX: +611300307205 EMAIL:info@topcon.com www.topcon.com	DRAWING NO: 00XXXX SECURITY CLASS CONFIDENTIAL DRAWING STANDARD AS1100

COPYRIGHT: THIS DRAWING IS THE PROPERTY OF TOPCON PRECISION AGRICULTURE. IT MAY NOT BE REPRODUCED IN WHOLE OR IN PART WITHOUT THEIR WRITTEN PERMISSION

UNLESS OTHERWISE STATED, ALL PRINTED COPIES OF THIS DOCUMENT ARE UNCONTROLLED. REFER TO DRAWING REGISTER FOR LATEST RELEASE


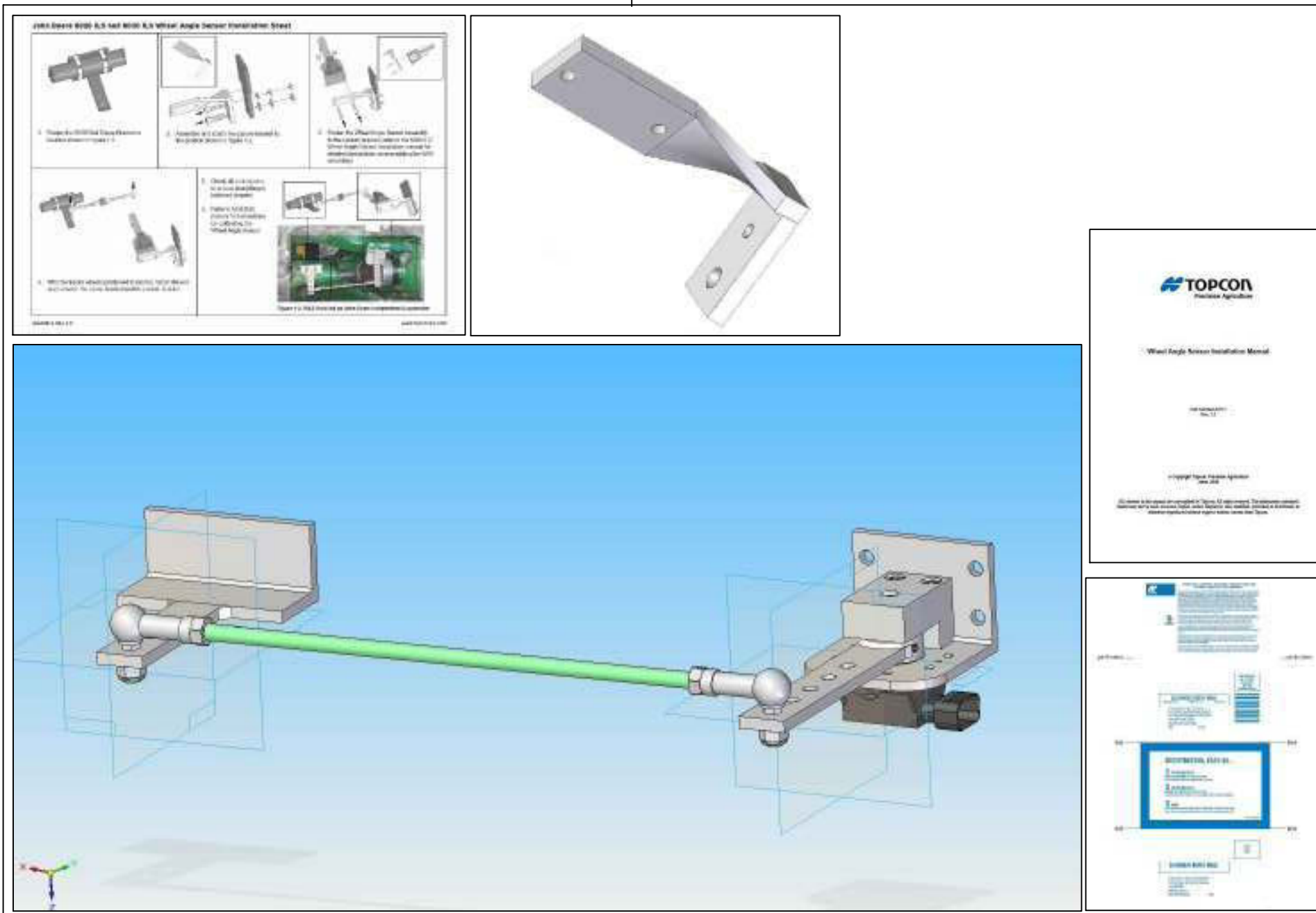
PART NO: AGA4312



PART OF ASSY:

ITEM	QTY	MATERIAL/DESCRIPTION	DWG. NO.	CODE
1	1	KIT, JD WAS WITH BRACKETS	X	AGA3862
2	1	HRNS, JD FWA WAS ADAPT PS-4	X	AGA4365

①



REV	DATE	ECO NO.	DESCRIPTION OF CHANGE	DRWN	APPR'D	MATERIAL	MACHINING TOLERANCES	DRAWN	DATE	PART OF ASSY:	PART NO:	PROJECT:	SHEET SIZE
1.0	13/07/12	-	ORIGINAL RELEASE	KL			X, +/-1 X.X +/-0.2 X.XX AS STATED ANGULAR ±0.25°	KL	13/07/12		AGA4312		A3
						FINISH	HARNES TOLERANCES 0-300 +5/-3 300-1000 +10/-5 1000-3000 +20/-10 3000-5000 +40/-20 STRIP LENGTHS +0.5/-0				KIT, PS-4 JD FWA ILS WAS		N/A
													SHEET 1 OF 1
													REV 1.0

COPYRIGHT: THIS DRAWING IS THE PROPERTY OF TOPCON PRECISION AGRICULTURE. IT MAY NOT BE REPRODUCED IN WHOLE OR IN PART WITHOUT THEIR WRITTEN PERMISSION

UNLESS OTHERWISE STATED, ALL PRINTED COPIES OF THIS DOCUMENT ARE UNCONTROLLED. REFER TO DRAWING REGISTER FOR LATEST RELEASE

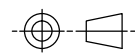
14 PARK WAY  
 MAWSON LAKES  
 SOUTH AUSTRALIA  
 5095  
 PH: +61(0)882033300  
 FAX: +611300307205  
 EMAIL: info@topcon.com  
 www.topcon.com



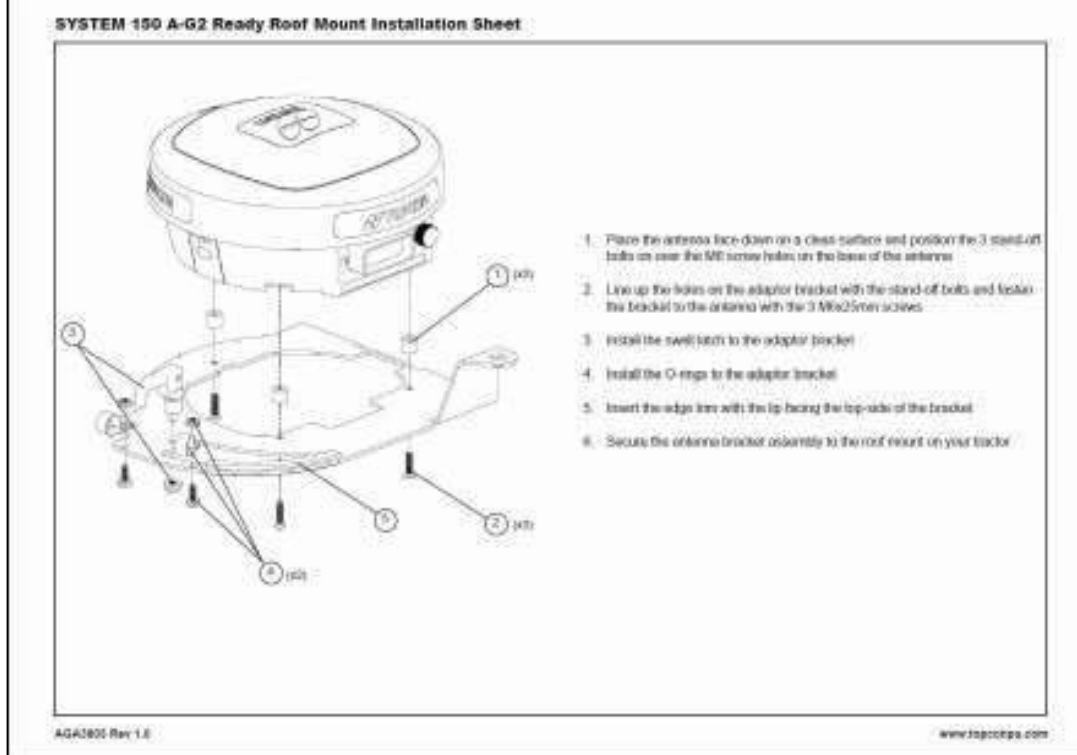

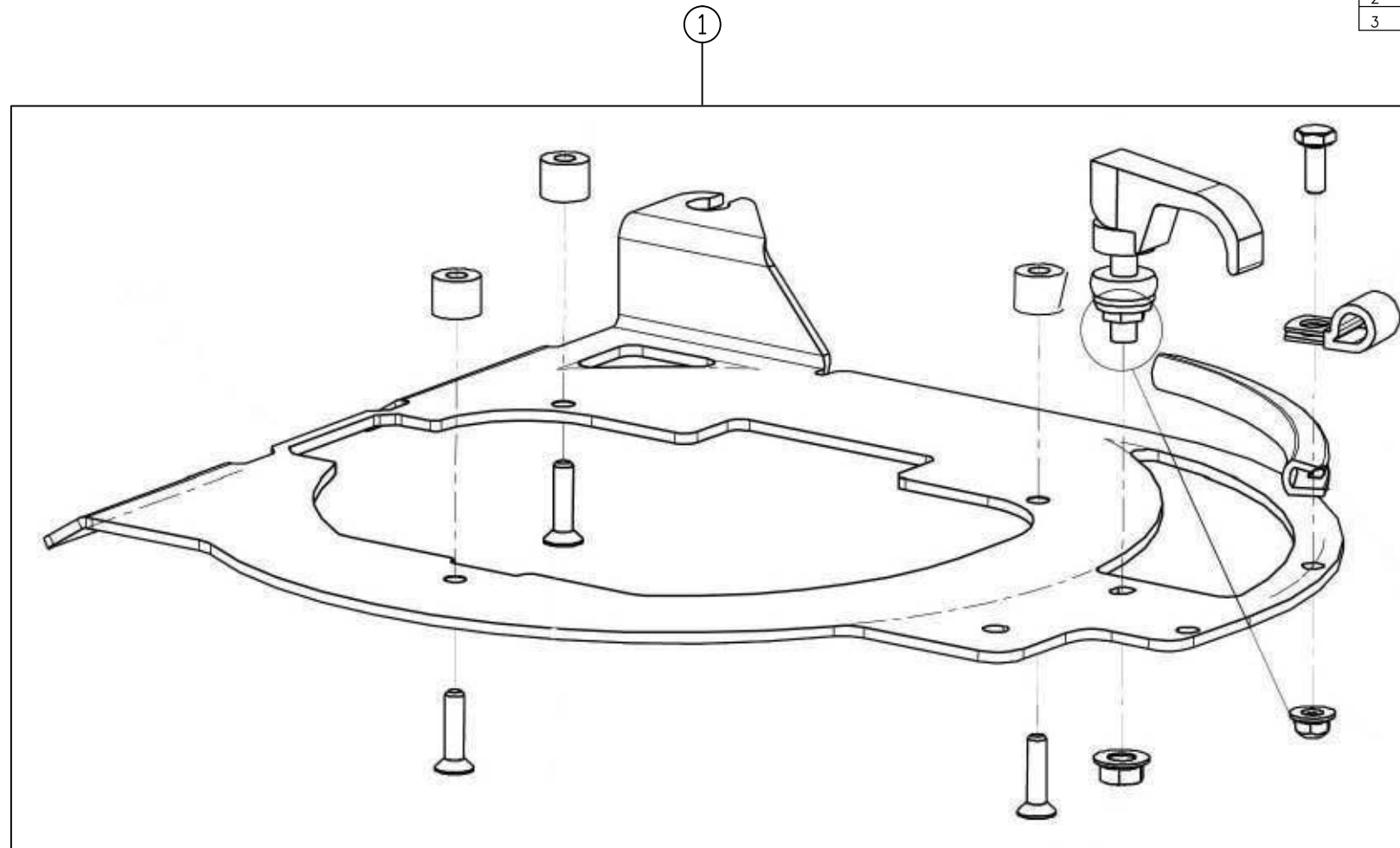


PART NO: AGA3788

PART OF ASSY:



ITEM	QTY	MATERIAL/DESCRIPTION	DWG. NO.	CODE
1	1	55-72570218 AG2 RECEIVER BKT	X	A3789
2	1	WARRANTY CARD, AG UNIVERSAL	X	AGW289
3	1	AG2 READY ROOF MNT BKT INSTALL	X	A3803



2

3

REV	DATE	ECO NO.	DESCRIPTION OF CHANGE	DRWN	APPR'D	MATERIAL	MACHINING TOLERANCES	DRAWN	DATE	PART OF ASSY:	PART NO:	PROJECT:	SHEET SIZE
1.0	18/06/12	-	ORIGINAL RELEASE	KL			X, +/-1 X.X +/-0.2 X.XX AS STATED ANGULAR ±0.25°	KL	18/06/12		AGA3788		A3
							HARNES TOLERANCES 0-300 +5/-3 300-1000 +10/-5 1000-3000 +20/-10 3000-5000 +40/-20 STRIP LENGTHS +0.5/-0				AG2 READY AGI-3/AGCO ROOF MNT		SCALE N/A
													SHEET 1 OF 1
													REV 1.0

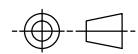
14 PARK WAY  
 MAWSON LAKES  
 SOUTH AUSTRALIA  
 5095  
 PH: +61(0)882033300  
 FAX: +611300307205  
 EMAIL: info@topcon.com  
 www.topcon.com

DRAWING NO: 00XXXX  
 SECURITY CLASS: CONFIDENTIAL  
 DRAWING STANDARD: AS1100

COPYRIGHT: THIS DRAWING IS THE PROPERTY OF TOPCON PRECISION AGRICULTURE. IT MAY NOT BE REPRODUCED IN WHOLE OR IN PART WITHOUT THEIR WRITTEN PERMISSION


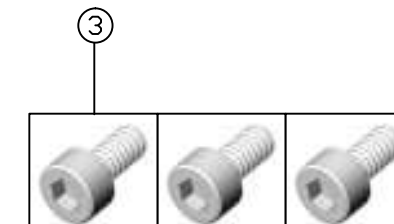
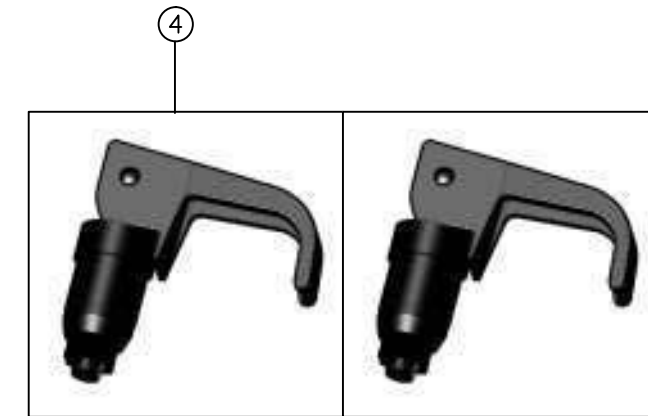
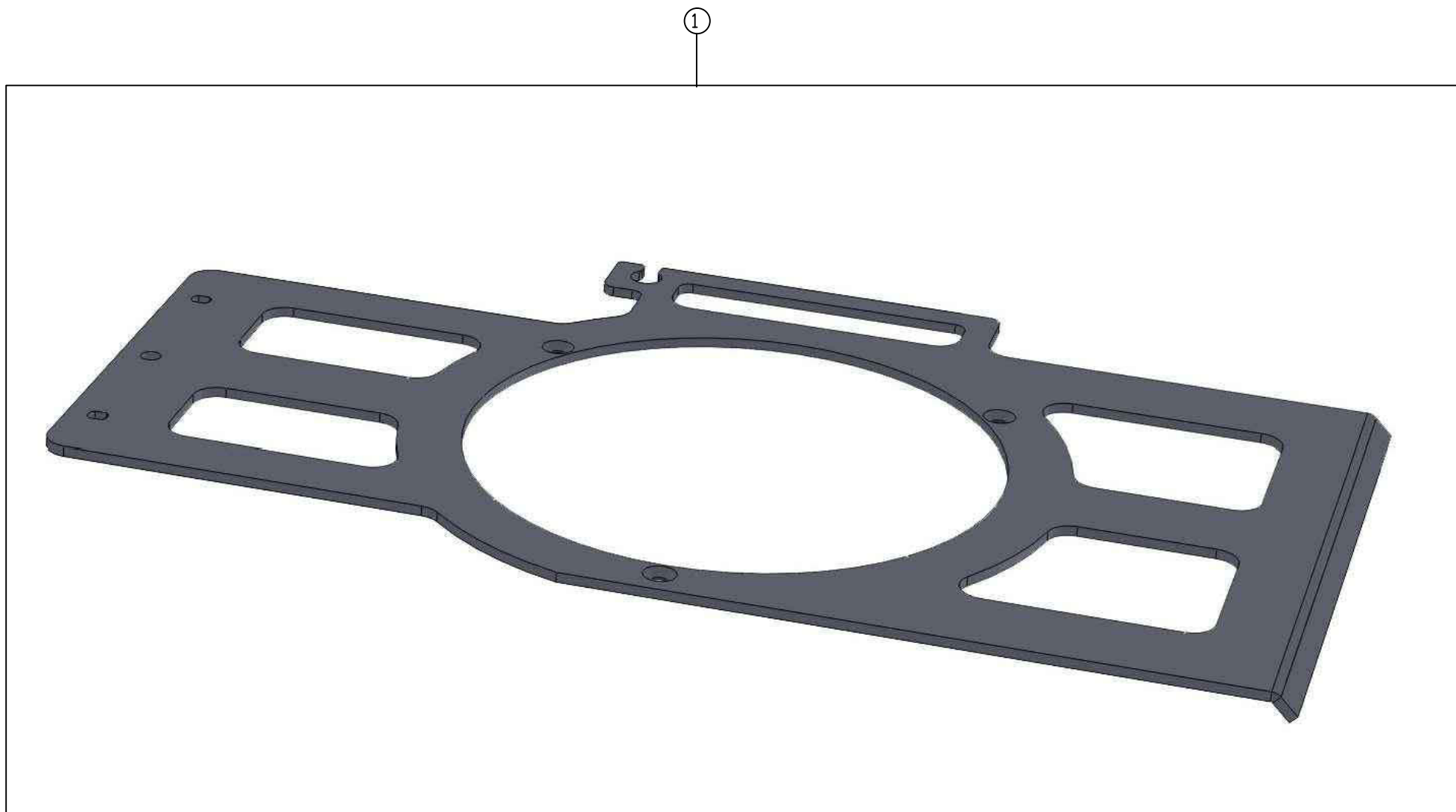
UNLESS OTHERWISE STATED, ALL PRINTED COPIES OF THIS DOCUMENT ARE UNCONTROLLED. REFER TO DRAWING REGISTER FOR LATEST RELEASE

PART NO: AGA4199



PART OF ASSY:

ITEM	QTY	MATERIAL/DESCRIPTION	DWG. NO.	CODE
1	1	BRACKET, MOUNT, AGI-3 FENDT 700	X	AGB1225
2	1	BOLT, STAND OFF AGI-3 TO BRACKET	X	F422
3	1	SCREW, M6x12 CSK SS	X	F431
4	1	SWELL LATCH ASSEMBLY	X	F425



REV	DATE	ECO NO.	DESCRIPTION OF CHANGE	DRWN	APPR'D	MATERIAL	MACHINING TOLERANCES	DRAWN	DATE	PART OF ASSY:	PART NO:	PROJECT:	SHEET SIZE	
1.0	20/07/12	555	ORIGINAL RELEASE	KL			X, +/-1 X.X +/-0.2 X.XX AS STATED ANGULAR ±0.25°	KL	20/07/12		AGA4199		A3	
							HARNES TOLERANCES 0-300 +5/-3 300-1000 +10/-5 1000-3000 +20/-10 3000-5000 +40/-20 STRIP LENGTHS +0.5/-0	CHECKED	DATE	MACHINE FINISH 3.2 ALL ROUND UNLESS OTHERWISE STATED	ASSEMBLY, MOUNT BRACKET AGI-3 FENDT		N/A	
								ENG APPROVAL	DATE	DO NOT SCALE UNLESS OTHERWISE STATED ALL DIMENSIONS ARE IN MILLIMETRES			SHEET 1 OF 1	
											DRAWING NO: 00XXXX	SECURITY CLASS CONFIDENTIAL	DRAWING STANDARD AS1100	REV 1.0



14 PARK WAY  
MAWSON LAKES  
SOUTH AUSTRALIA  
5095  
PH: +61(0)882033300  
FAX: +611300307205  
EMAIL: info@topcon.com  
www.topcon.com

COPYRIGHT: THIS DRAWING IS THE PROPERTY OF TOPCON PRECISION AGRICULTURE. IT MAY NOT BE REPRODUCED IN WHOLE OR IN PART WITHOUT THEIR WRITTEN PERMISSION

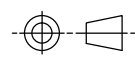
UNLESS OTHERWISE STATED, ALL PRINTED COPIES OF THIS DOCUMENT ARE UNCONTROLLED. REFER TO DRAWING REGISTER FOR LATEST RELEASE



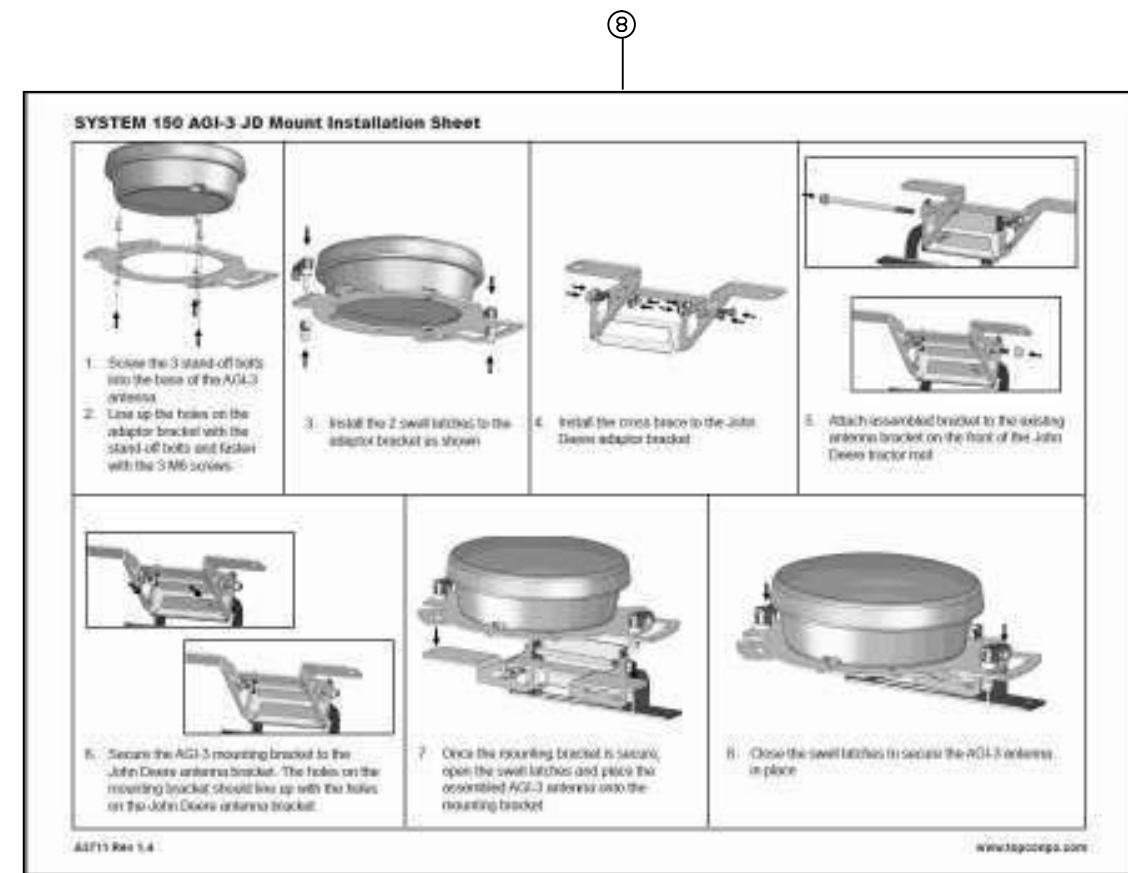

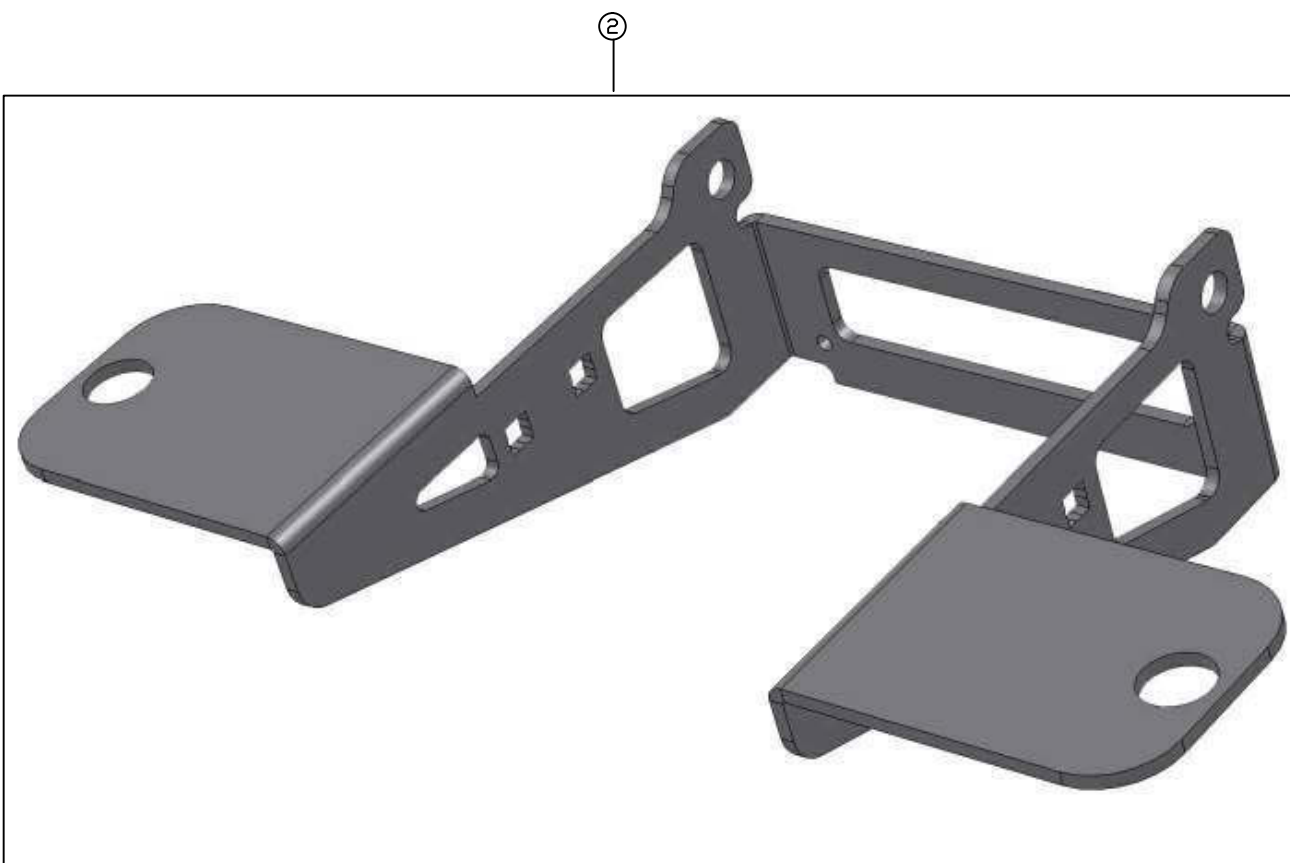

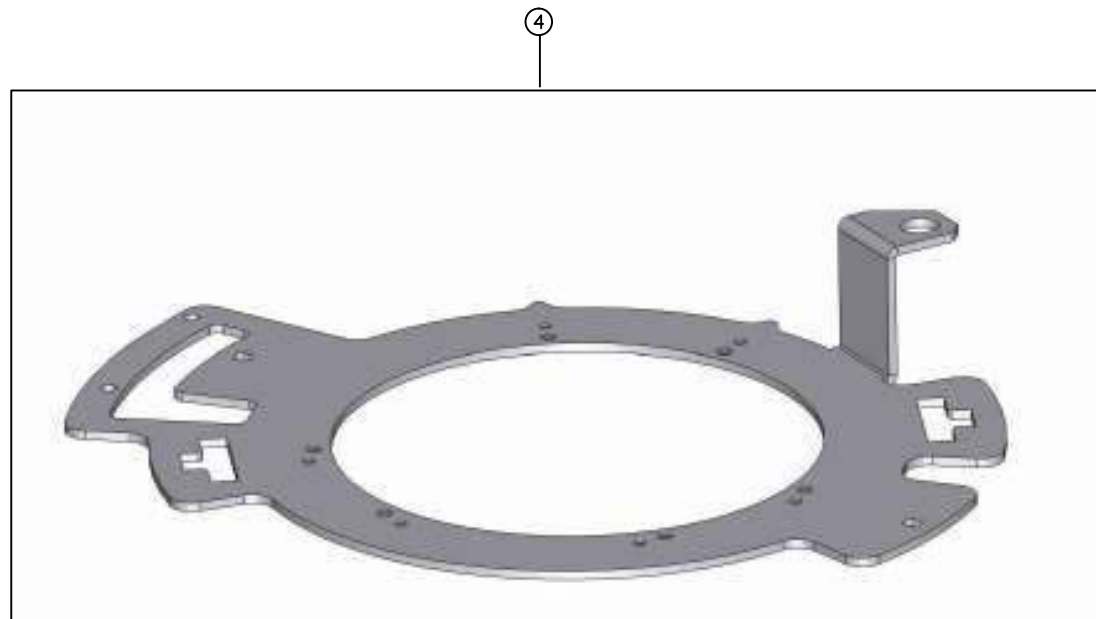
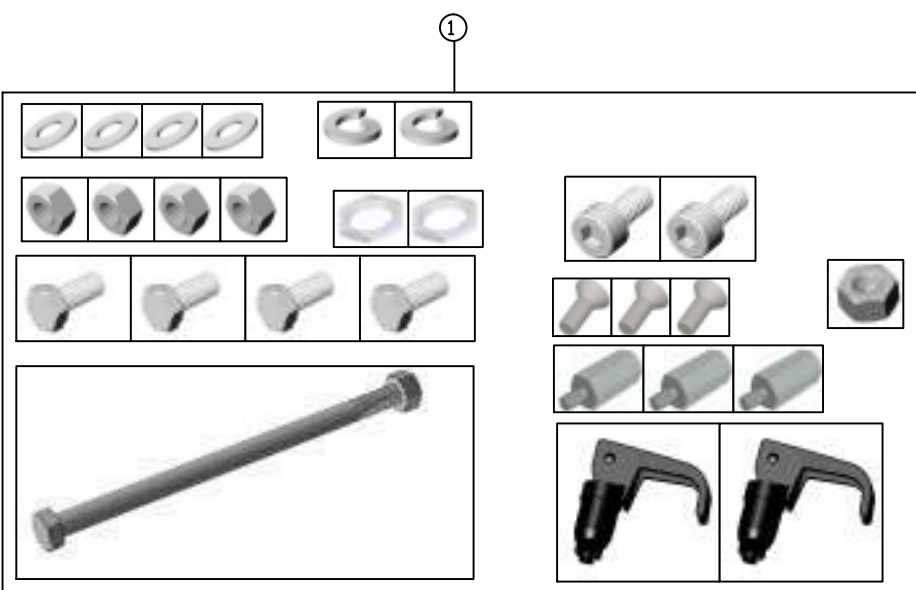


PART NO: A3645

PART OF ASSY:



ITEM	QTY	MATERIAL/DESCRIPTION	DWG. NO.	CODE
1	1	KIT, FASTENER, JOHN DEER MOUNT	X	A3725
2	1	AGI-3 ADAPTOR BRACKET SUIT JD	X	B147
3	1	AGI-3 CROSS BRACE SUIT JD	X	B148
4	1	BRACKET, AGI-3/AGI-4 UNIVERSAL	X	AGB1248
5	1	WARRANTY CARD, AG UNIVERSAL	X	AGW289
6	1	CARTON, SYSTEM 150-AGI-3 JD	X	Z271
7	1	INSERT, SYSTEM 150 AGI-3 JD	X	Z271i
8	1	MANUAL, SYSTEM 150 AGI-3 JD MOUNT	X	A3711



REV	DATE	ECO NO.	DESCRIPTION OF CHANGE	DRWN	APPR'D	MATERIAL	MACHINING TOLERANCES	DRAWN	DATE	PART OF ASSY:	PART NO:	PROJECT:	SHEET SIZE
1.0	27/08/12	634	ORIGINAL RELEASE	KL			X X.X +/-0.2 X.XX AS STATED ANGULAR ±0.25°	KL	27/08/12		A3645		A3
							HARNES TOLERANCES 0-300 +5/-3 300-1000 +10/-5 1000-3000 +20/-10 3000-5000 +40/-20 STRIP LENGTHS +0.5/-0				KIT, SYSTEM 150 AGI-3 JD MOUNT		N/A
													SHEET 1 OF 1
													REV 1.0

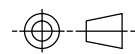
COPYRIGHT: THIS DRAWING IS THE PROPERTY OF TOPCON PRECISION AGRICULTURE. IT MAY NOT BE REPRODUCED IN WHOLE OR IN PART WITHOUT THEIR WRITTEN PERMISSION.

UNLESS OTHERWISE STATED, ALL PRINTED COPIES OF THIS DOCUMENT ARE UNCONTROLLED. REFER TO DRAWING REGISTER FOR LATEST RELEASE.



PART NO: A3734

PART OF ASSY:



ITEM	QTY	MATERIAL/DESCRIPTION	DWG. NO.	CODE
1	1	FASTENER KIT-CASE MOUNT	X	A3735
2	1	SYSTEM 150/AGI-3 GENERIC RING	X	A3736
3	1	BRACKET, AGI-3 UNIVERSAL	X	AGB1248

**SYSTEM 150 AGI-3 Round Mount Installation Sheet**

**TOPCON**  
Precision Agriculture

**Contents of A3734 AGI-3 Case Mount Assembly kit**

ITEM	QTY	DESCRIPTION	NOTE
1	1	FASTENER KIT	SEE KIT
2	1	SYSTEM 150/AGI-3 GENERIC RING	SEE KIT
3	1	BRACKET, AGI-3 UNIVERSAL	SEE KIT

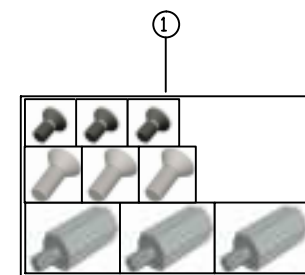
**Contents of A3735 fastener kit**

ITEM	QTY	DESCRIPTION	NOTE
1	1	WASHER	SEE KIT
2	1	SCREW	SEE KIT
3	1	SCREW	SEE KIT

**Torque settings**

ITEM	POSITION	TORQUE (N.M)	IN LBS
1	WASHER	5	3.7
2	SCREW	5	3.7

A3734 Rev 1.0 [www.topcon.com](http://www.topcon.com)



3



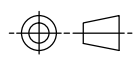
REV	DATE	ECO NO.	DESCRIPTION OF CHANGE	DRWN	APPR'D	MATERIAL	MACHINING TOLERANCES	DRAWN	DATE	PART OF ASSY:	PART NO:	PROJECT:	SHEET SIZE
1.0	18/07/12		ORIGINAL RELEASE	KL			X, +/-1 X.X +/-0.2 X.XX AS STATED ANGULAR ±0.25°	KL	18/07/12		A3734		A3
						FINISH	HARNESSTOLERANCES 0-300 +5/-3 300-1000 +10/-5 1000-3000 +20/-10 3000-5000 +40/-20 STRIP LENGTHS +0.5/-0	CHECKED	DATE	MACHINE FINISH 3.2 ALL ROUND UNLESS OTHERWISE STATED	AGI-3 CASE MOUNT ASSEMBLY		N/A
								ENG APPROVAL	DATE	DO NOT SCALE UNLESS OTHERWISE STATED ALL DIMENSIONS ARE IN MILLIMETRES			SHEET 1 OF 1
								14 PARK WAY MAWSON LAKES SOUTH AUSTRALIA 5095 PH:+61(0)882033300 FAX: +611300307205 EMAIL:info@topcon.com www.topcon.com		DRAWING NO: 002870	SECURITY CLASS CONFIDENTIAL	DRAWING STANDARD AS1100	REV 1.0

COPYRIGHT: THIS DRAWING IS THE PROPERTY OF TOPCON PRECISION AGRICULTURE. IT MAY NOT BE REPRODUCED IN WHOLE OR IN PART WITHOUT THEIR WRITTEN PERMISSION

UNLESS OTHERWISE STATED, ALL PRINTED COPIES OF THIS DOCUMENT ARE UNCONTROLLED. REFER TO DRAWING REGISTER FOR LATEST RELEASE

PART NO: AGA4457

PART OF ASSY:




2



ITEM	QTY	MATERIAL/DESCRIPTION	DWG. NO.	CODE
1	1	BRACKET, AGI-3 ROOF FENDT 700/800	X	AGB1245
2	1	BRACKET AGI-3/AGI-4 UNIVERSAL	X	AGB1248
3	3	SCREW, M5x12 SHC SNK SS	X	AGF541
4	1	ALLEN KEY 3MM	X	AGU329
5	1	ALLEN KEY 4MM	X	AGU330
6	1	BOX, CARDBOARD 39.5x8x96.5	X	AGZ309
7	3	BOX INSERT 35x7.5x60.6	X	AGZ310
8	2	BOLT, STAND OFF AGI-3 TO BRACKET	X	F422
9	3	SWELL LATCH ASSEMBLY	X	F425
10	1	SCREW M6x12 CSK SS	X	F431

1



10



3



9



8

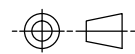


REV	DATE	ECO NO.	DESCRIPTION OF CHANGE	DRWN	APPR'D	MATERIAL	MACHINING TOLERANCES	DRAWN	DATE	PART OF ASSY:	PART NO:	PROJECT:	SHEET SIZE
1.0	19/09/12	634	ORIGINAL RELEASE	KL			X, +/-1 X.X +/-0.2 X.XX AS STATED ANGULAR ±0.25°	KL	19/09/12	PART OF ASSY:	AGA4457		A3
							HARNES TOLERANCES 0-300 +5/-3 300-1000 +10/-5 1000-3000 +20/-10 3000-5000 +40/-20 STRIP LENGTHS +0.5/-0			MACHINE FINISH 3.2 ALL ROUND UNLESS OTHERWISE STATED	DO NOT SCALE UNLESS OTHERWISE STATED ALL DIMENSIONS ARE IN MILLIMETRES		N/A
											TITLE: KIT, AGI_3 ROOF MOUNT FENDT 700/800		SHEET 1.0
											DRAWING NO: 00XXXX	SECURITY CLASS CONFIDENTIAL	REV A
											DRAWING STANDARD AS1100		

COPYRIGHT: THIS DRAWING IS THE PROPERTY OF TOPCON PRECISION AGRICULTURE. IT MAY NOT BE REPRODUCED IN WHOLE OR IN PART WITHOUT THEIR WRITTEN PERMISSION

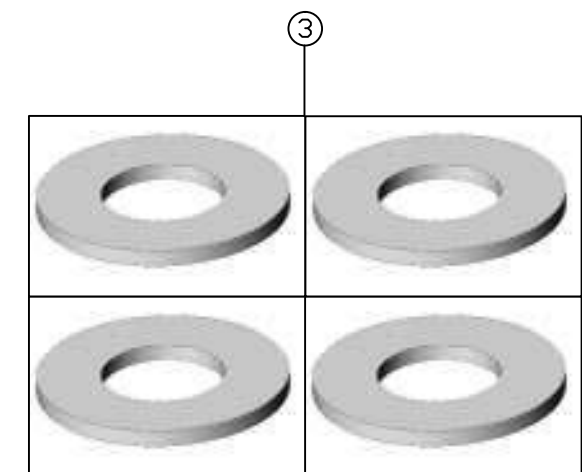
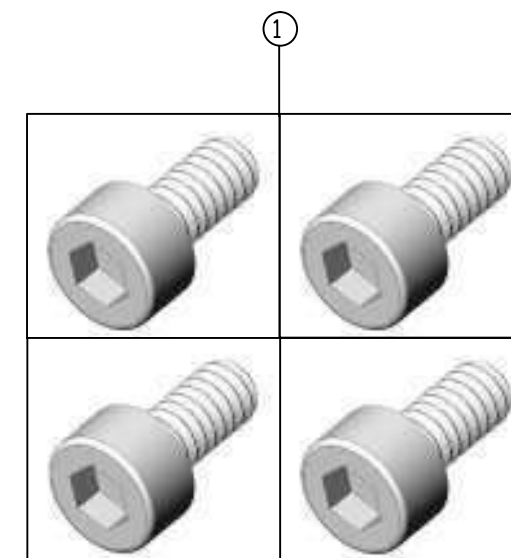
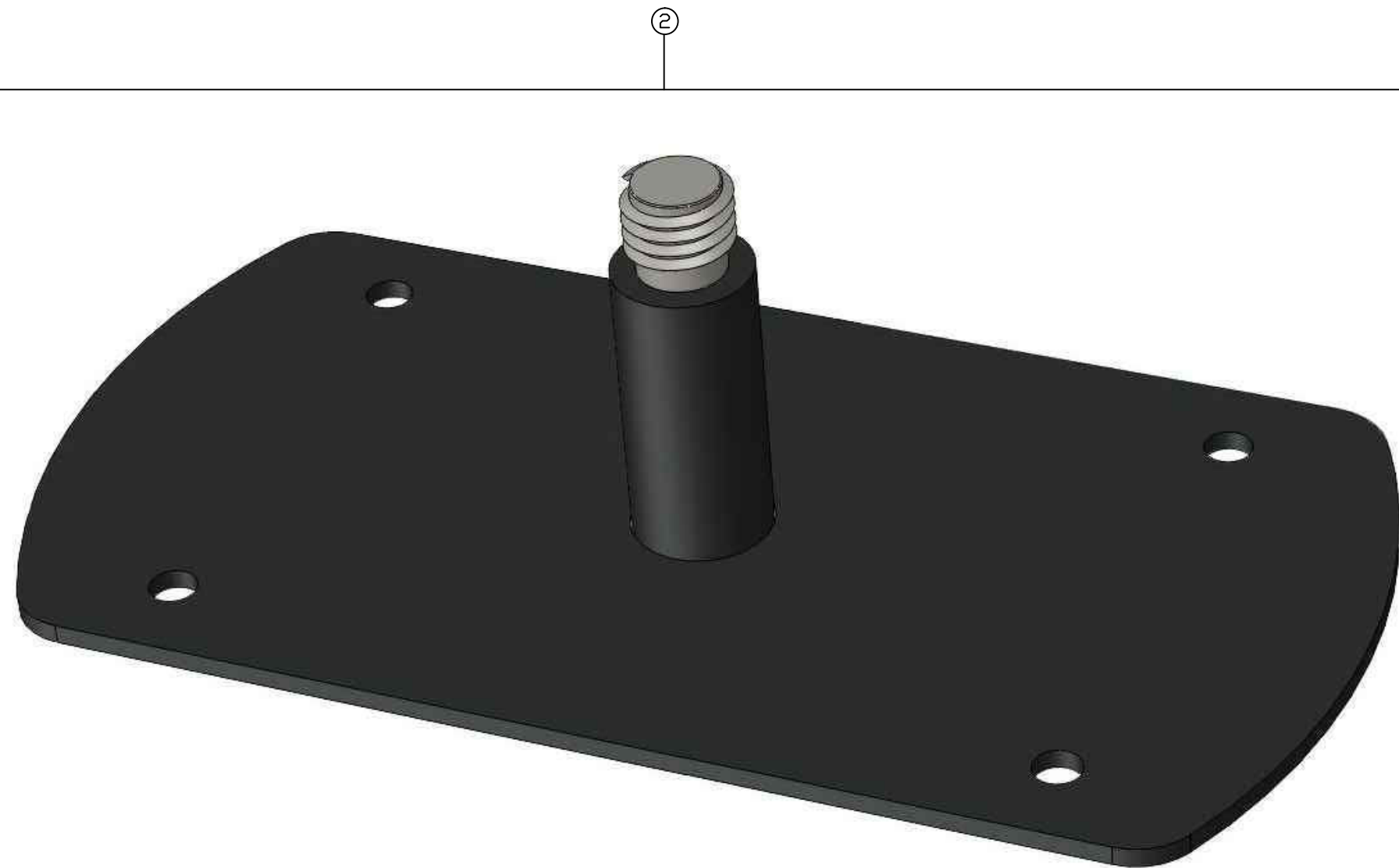
UNLESS OTHERWISE STATED, ALL PRINTED COPIES OF THIS DOCUMENT ARE UNCONTROLLED. REFER TO DRAWING REGISTER FOR LATEST RELEASE

PART NO: AGA4500



PART OF ASSY:

ITEM	QTY	MATERIAL/DESCRIPTION	DWG. NO.	CODE
1	1	SCREW M6x14 SH ZP	X	AGF481
2	1	MOUNT PS-4 GEN ANTENNA BASE	X	AGM393
3	1	WASHER M6 FLAT	X	F200



REV	DATE	ECO NO.	DESCRIPTION OF CHANGE	DRWN	APPR'D	MATERIAL	MACHINING TOLERANCES	DRAWN	DATE	PART OF ASSY:	PART NO:	PROJECT:	SHEET SIZE
1.0	20/07/12	509	ORIGINAL RELEASE	KL			X, +/-1 X.X +/-0.2 X.XX AS STATED ANGULAR ±0.25°	KL	20/07/12		AGA4500		A3
							HARNES TOLERANCES 0-300 +5/-3 300-1000 +10/-5 1000-3000 +20/-10 3000-5000 +40/-20 STRIP LENGTHS +0.5/-0						N/A
													SHEET 1 OF 1
													REV 1.0



14 PARK WAY  
MAWSON LAKES  
SOUTH AUSTRALIA  
5095  
PH: +61(0)882033300  
FAX: +611300307205  
EMAIL: info@topcon.com  
www.topcon.com

TITLE:	KIT, PS-4 GEN ANTENNA BASE	DRAWING NO:	SECURITY CLASS	DRAWING STANDARD	REV
			CONFIDENTIAL	AS1100	1.0

COPYRIGHT: THIS DRAWING IS THE PROPERTY OF TOPCON PRECISION AGRICULTURE. IT MAY NOT BE REPRODUCED IN WHOLE OR IN PART WITHOUT THEIR WRITTEN PERMISSION

UNLESS OTHERWISE STATED, ALL PRINTED COPIES OF THIS DOCUMENT ARE UNCONTROLLED. REFER TO DRAWING REGISTER FOR LATEST RELEASE

# ***System 200***

## ***with AES-25***

### ***Electric Steering***



*X30 Console*

*AES-25 Electric Steering*

#### **Contents**

- Electric Steering Base Kit
- AES-25 Vehicle Adaptor Kits

# *System 200*

## *AES-25 Electric Steering Base Kit*



*X30 Console*

*AES-25 Electric Steering*

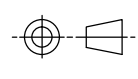
### **Contents**

- AGA3856

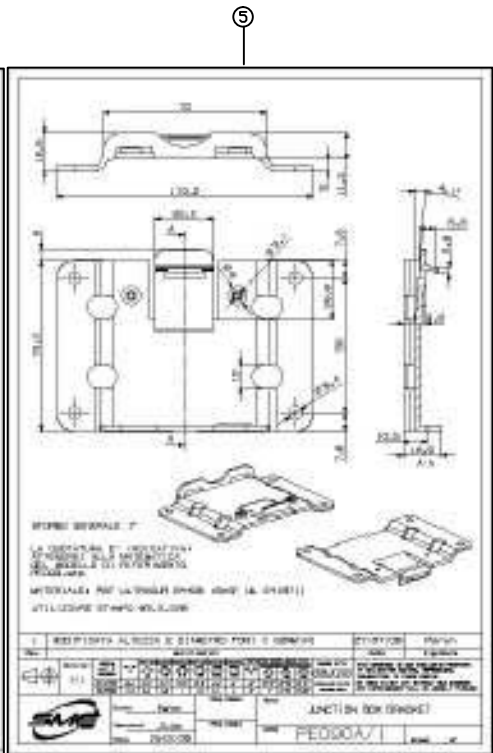
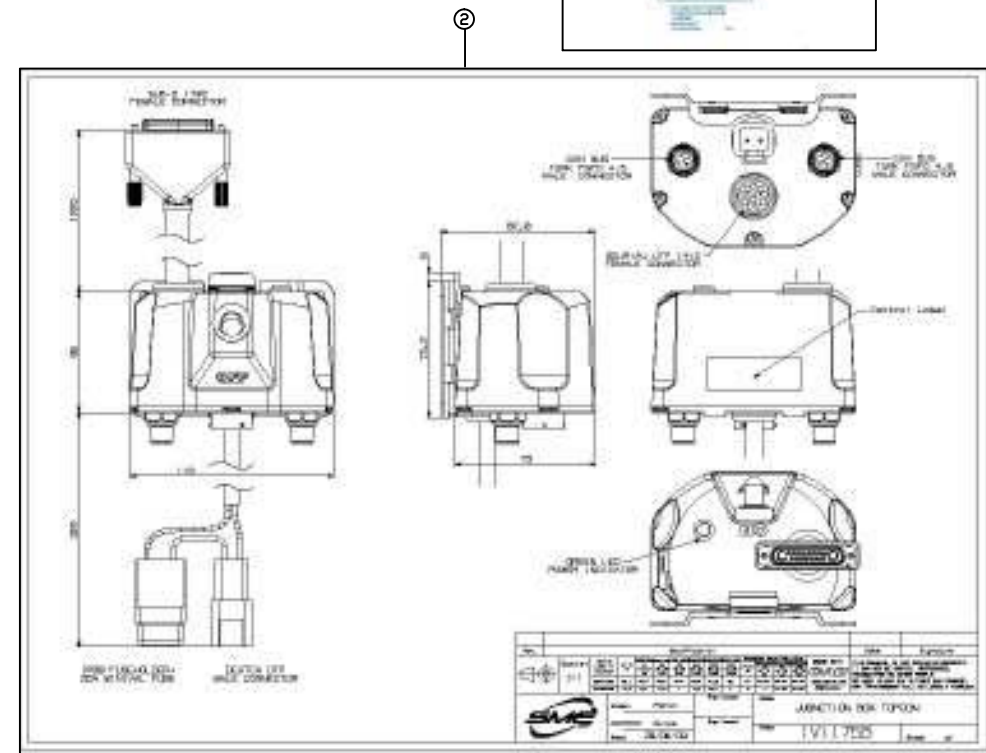
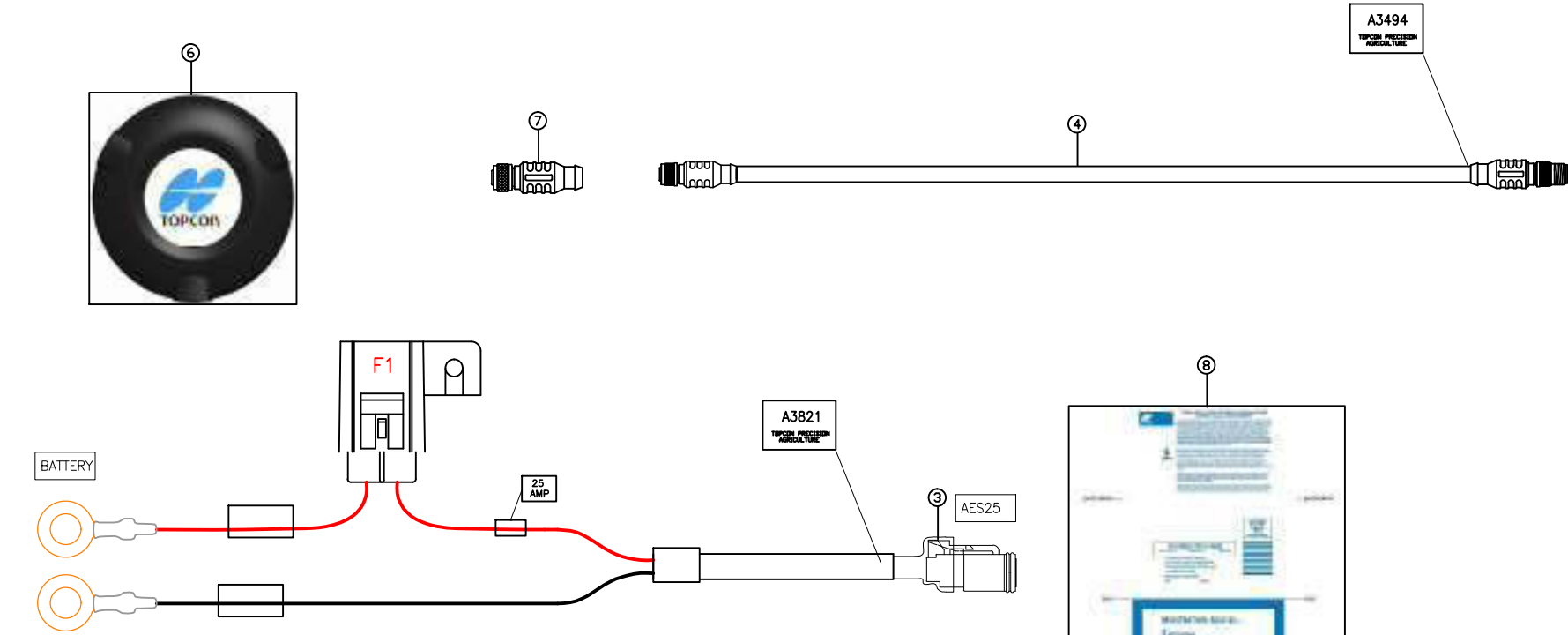


PART NO: AGA3856

PART OF ASSY:



ITEM	QTY	MATERIAL/DESCRIPTION	DWG. NO.	CODE
1	1	ELEC STEER SYSTEM MODULE	X	A3763
2	1	ASSY, AES-25 PWR STEER JUNCTION BOX	X	A3819
3	1	HRNS, ELEC STEER POWER STEER	X	A3821
4	1	CAN EXTENSION 3M	X	A3494
5	1	ELEC STEER JUNCTION BOX MOUNTING BRACKET	X	AGA3873
6	1	ELEC STEER WHEEL LOGO CAP	X	A3825
7	1	CAN TERMINATOR FEMALE TURCK	X	Y1071
8	1	PICTORIAL BOM	X	AGA3953
9	1	WARRANTY CARD, AG UNIVERSAL	X	AGW289
10	1	CARTON, AES-25 ELEC STEER BASE	X	AGZ283
11	1	INSTALL GUIDE, AES-25 GEN BASE	X	AGA3866



REV	DATE	ECO NO.	DESCRIPTION OF CHANGE	DRWN	APPR'D	MATERIAL	MACHINING TOLERANCES	FINISH	HARNES TOLERANCES	STRIP LENGTHS	DRAWN	DATE	PART OF ASSY:	PART NO:	PROJECT:	SHEET SIZE	
1.0	11/07/12	357	ORIGINAL RELEASE	KL			X, X.X +/-0.2 X.XX AS STATED ANGULAR ±0.25°		0-300 +5/-3 300-1000 +10/-5 1000-3000 +20/-10 3000-5000 +40/-20 STRIP LENGTHS +0.5/-0		KL	11/07/12		AGA3856		A3	
														AES-25 ELEC STEER BASE KIT		N/A	
																1 OF 1	
														00XXXX	CONFIDENTIAL	AS1100	REV 1.0

COPYRIGHT: THIS DRAWING IS THE PROPERTY OF TOPCON PRECISION AGRICULTURE. IT MAY NOT BE REPRODUCED IN WHOLE OR IN PART WITHOUT THEIR WRITTEN PERMISSION.

UNLESS OTHERWISE STATED, ALL PRINTED COPIES OF THIS DOCUMENT ARE UNCONTROLLED. REFER TO DRAWING REGISTER FOR LATEST RELEASE.

# ***System 200***

## ***Aftermarket***

### ***Hydraulic Steering Kit***



#### **Contents**

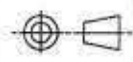
- A3223
- AGA4348



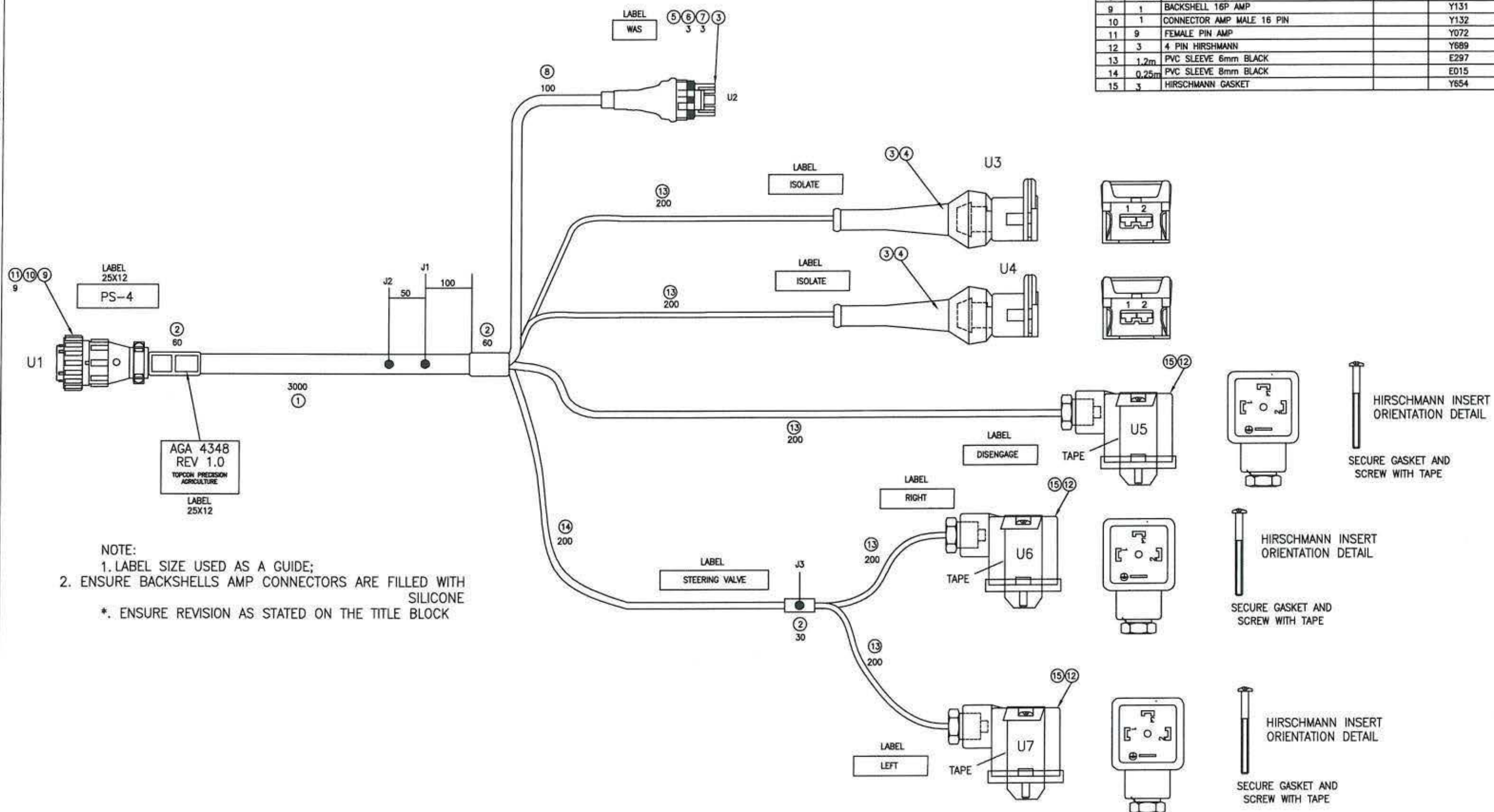


PART NO: AGH1493

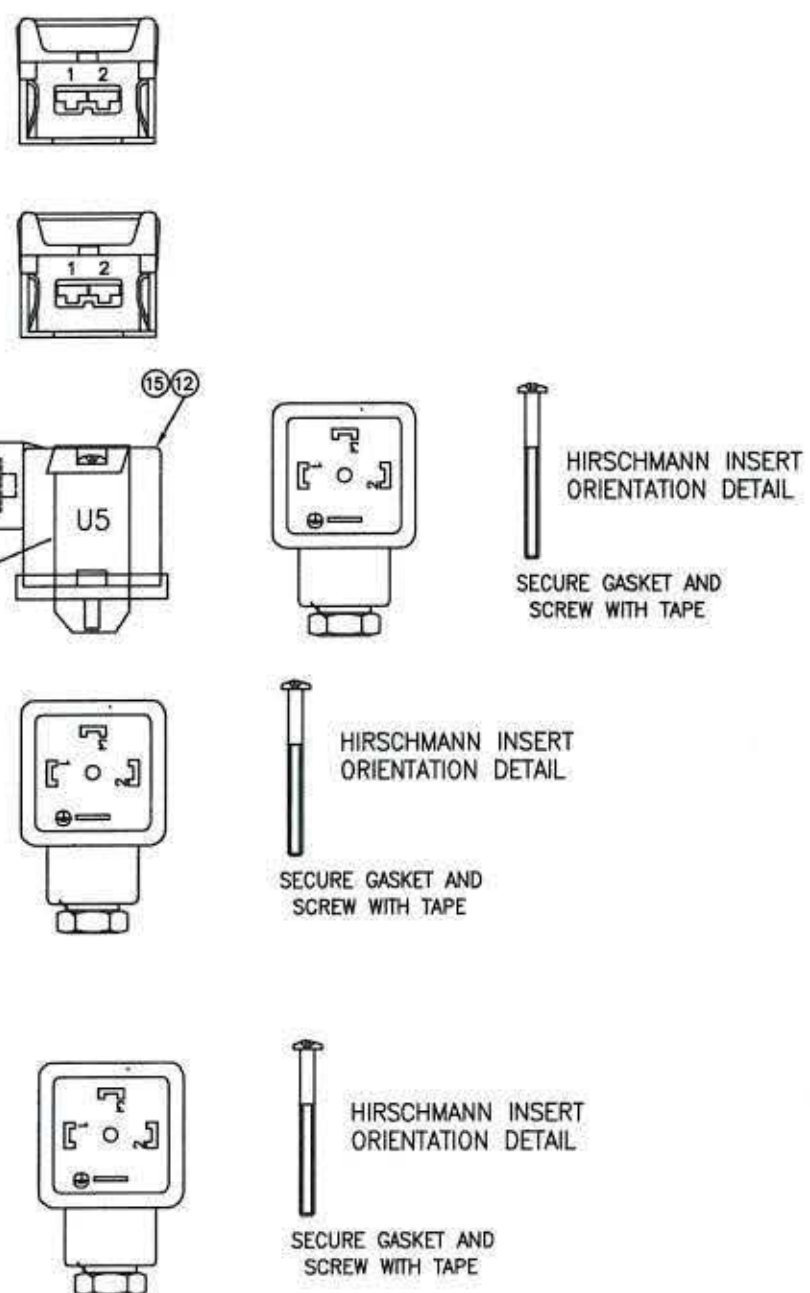
PART OF ASSY: GA4348



ITEM	QTY	MATERIAL/DESCRIPTION	DWG. NO.	CODE
1	3m	PVC SLEEVE 13mm BLACK		E128
2	0.15m	HEATSHRINK GLUE LINE 18mm		E355
3	3	RUBBER BOOT FOR 3W W/P		Y703
4	2	AMP SOLENOID PLUG COMPLETE		Y428
5	1	3 PIN WEATHER PACK MALE		Y204
6	3	WEATHERPACK GREEN SEAL		Y208
7	3	WEATHERPACK TERMINAL FEMALE		Y210
8	3.15m	CABLE 3 CORE SL		E008
9	1	BACKSHELL 16P AMP		Y131
10	1	CONNECTOR AMP MALE 16 PIN		Y132
11	9	FEMALE PIN AMP		Y072
12	3	4 PIN HIRSHMANN		Y689
13	1.2m	PVC SLEEVE 6mm BLACK		E297
14	0.25m	PVC SLEEVE 8mm BLACK		E015
15	3	HIRSCHMANN GASKET		Y654



NOTE:  
 1. LABEL SIZE USED AS A GUIDE;  
 2. ENSURE BACKSHELLS AMP CONNECTORS ARE FILLED WITH SILICONE  
 \*. ENSURE REVISION AS STATED ON THE TITLE BLOCK



NOTE: THIS COMPONENT MUST COMPLY WITH THE REQUIREMENTS OF THE E.U. RoHS DIRECTIVE

REV	DATE	ECO NO.	DESCRIPTION OF CHANGE	DRWN	APPR'D	MATERIAL	MACHINING TOLERANCES	DRAWN	DATE	PART OF ASSY: AGA4348	PART NO:	PROJECT:	SHEET SIZE
1.0	22/10/10	-	Production Release	DM	[Signature]		X: +/-1 X.X +/-0.2 X.XX AS STATED ANGULAR: ±0.25	JR	28/06/10		AGH1493	2209	A3
							HARNES TOLERANCES 0-300 +5/-3 300-1000 +10/-5 1000-3000 +20/-10 3000-5000 +40/-20 STRIP LENGTHS +0.5/-0	TOPCON	27/10/10	14 PARK WAY MAWSON LAKES SOUTH AUSTRALIA 5095	003370	AS1100	1 OF 2
										PH: +61(0)882033300 FAX: +611300307205 EMAIL: info@topconpa.com www.topcon.com			REV 1.0

COPYRIGHT: THIS DRAWING IS THE PROPERTY OF TOPCON PRECISION AGRICULTURE. IT MAY NOT BE REPRODUCED IN WHOLE OR IN PART WITHOUT THEIR WRITTEN PERMISSION.

UNLESS OTHERWISE STATED, ALL PRINTED COPIES OF THIS DOCUMENT ARE UNCONTROLLED. REFER TO DRAWING REGISTER FOR LATEST RELEASE

# ***System 200***

## ***Hydraulic Steering***

### ***Options***



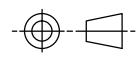
#### **Contents**

- AGA4311
- AGA4312


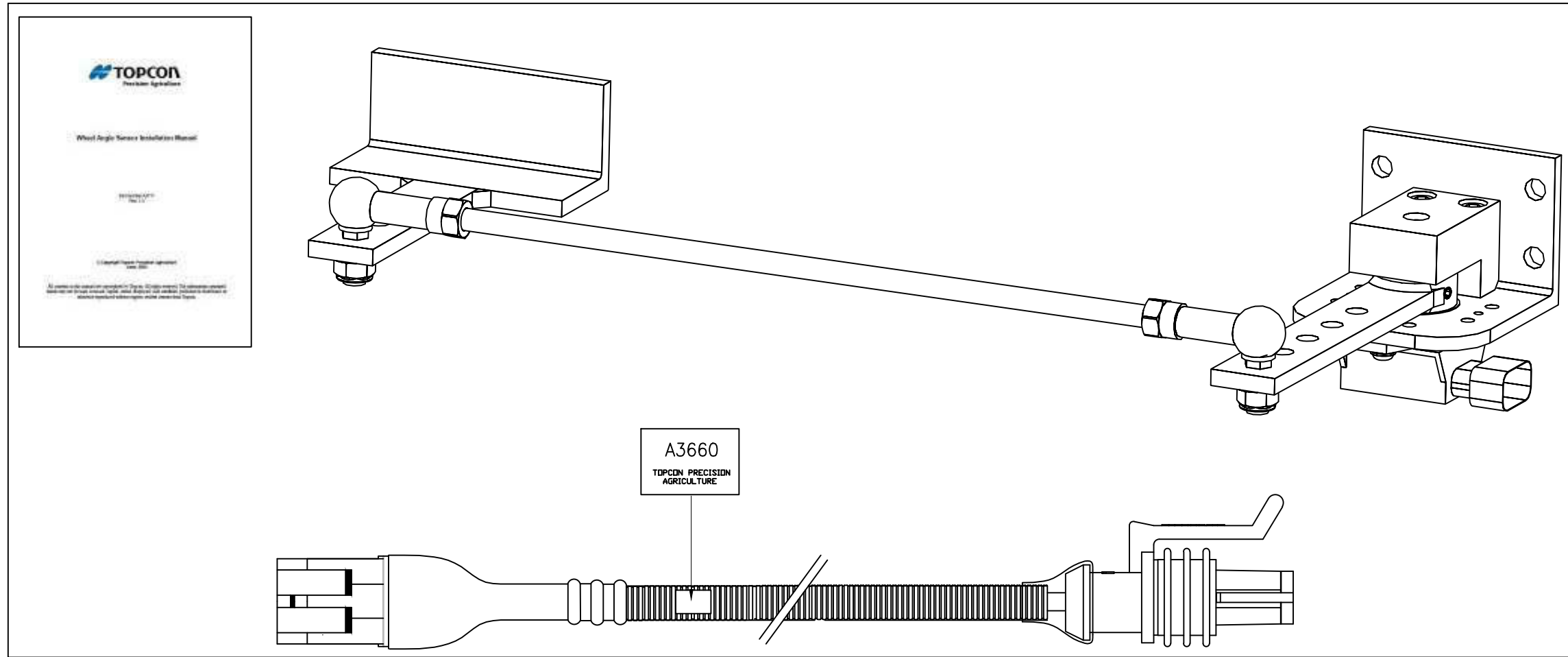


PART NO: AGA4311

PART OF ASSY:



ITEM	QTY	MATERIAL/DESCRIPTION	DWG. NO.	CODE
1	1	PRO STEER WAS KIT	X	A3671
2	1	HRNS, PS-4 WAS	X	AGA4316

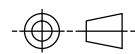


REV	DATE	ECO NO.	DESCRIPTION OF CHANGE	DRWN	APPR'D	MATERIAL	MACHINING TOLERANCES	DRAWN	DATE	PART OF ASSY:	PART NO:	PROJECT:	SHEET SIZE
1.0	13/07/12	509	ORIGINAL RELEASE	KL			X, +/-1 X.X +/-0.2 X.XX AS STATED ANGULAR ±0.25°	KL	13/07/12		AGA4311		A3
							HARNES TOLERANCES 0-300 +5/-3 300-1000 +10/-5 1000-3000 +20/-10 3000-5000 +40/-20 STRIP LENGTHS +0.5/-0			MACHINE FINISH 3.2 ALL ROUND UNLESS OTHERWISE STATED	DO NOT SCALE UNLESS OTHERWISE STATED ALL DIMENSIONS ARE IN MILLIMETRES		N/A
											KIT, PS-4 WAS		SHEET 1 OF 1
											DRAWING NO: 00XXXX	SECURITY CLASS CONFIDENTIAL	DRAWING STANDARD AS1100
													REV 1.0

COPYRIGHT: THIS DRAWING IS THE PROPERTY OF TOPCON PRECISION AGRICULTURE. IT MAY NOT BE REPRODUCED IN WHOLE OR IN PART WITHOUT THEIR WRITTEN PERMISSION

UNLESS OTHERWISE STATED, ALL PRINTED COPIES OF THIS DOCUMENT ARE UNCONTROLLED. REFER TO DRAWING REGISTER FOR LATEST RELEASE


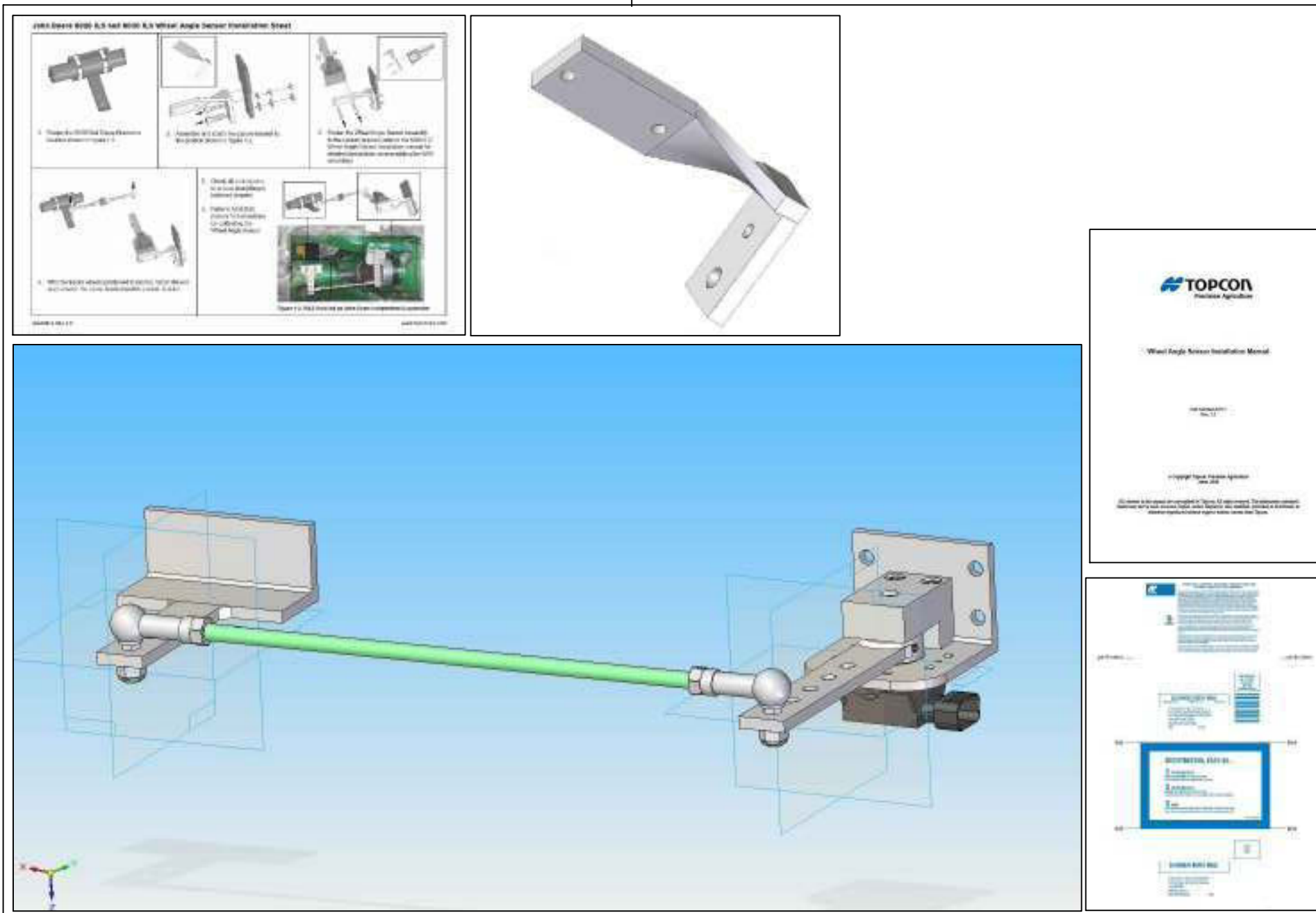
PART NO: AGA4312



PART OF ASSY:

ITEM	QTY	MATERIAL/DESCRIPTION	DWG. NO.	CODE
1	1	KIT, JD WAS WITH BRACKETS	X	AGA3862
2	1	HRNS, JD FWA WAS ADAPT PS-4	X	AGA4365

①



REV	DATE	ECO NO.	DESCRIPTION OF CHANGE	DRWN	APPR'D	MATERIAL	MACHINING TOLERANCES	DRAWN	DATE	PART OF ASSY:	PART NO:	PROJECT:	SHEET SIZE
1.0	13/07/12	-	ORIGINAL RELEASE	KL			X, +/-1 X.X +/-0.2 X.XX AS STATED ANGULAR ±0.25°	KL	13/07/12		AGA4312		A3
						FINISH	HARNES TOLERANCES 0-300 +5/-3 300-1000 +10/-5 1000-3000 +20/-10 3000-5000 +40/-20 STRIP LENGTHS +0.5/-0				KIT, PS-4 JD FWA ILS WAS		N/A
													SHEET 1 OF 1
													REV 1.0



14 PARK WAY  
MAWSON LAKES  
SOUTH AUSTRALIA  
5095

PH:+61(0)882033300  
FAX: +611300307205  
EMAIL:info@topcon.com  
www.topcon.com

DRAWING NO: 00XXXX

SECURITY CLASS  
CONFIDENTIAL

DRAWING STANDARD  
AS1100

COPYRIGHT: THIS DRAWING IS THE PROPERTY OF TOPCON PRECISION AGRICULTURE. IT MAY NOT BE REPRODUCED IN WHOLE OR IN PART WITHOUT THEIR WRITTEN PERMISSION

UNLESS OTHERWISE STATED, ALL PRINTED COPIES OF THIS DOCUMENT ARE UNCONTROLLED. REFER TO DRAWING REGISTER FOR LATEST RELEASE

# System 200

## AES-25 Electric Steering Vehicle Adaptor Kits



*X30 Console*

*AES-25 Electric Steering*

### Contents

- CNH
- John Deere
- CLAAS
- Buhler
- Challenger
- New Holland
- Ford
- Massey Ferguson
- AGCO
- Self-Propelled Applicator
- Valtra
- Challenger
- Jacto Uni
- MacDon
- Deutz-Fahr
- JCB

# ***System 200***

## ***AES-25 Electric Steering***

### ***Vehicle Adaptor Kits***

#### ***CNH***



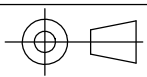
*X30 Console*

*AES-25 Electric Steering*

#### **Contents**

- AGA3827
- AGA3834
- AGA3961
- AGA3974
- AGA4035
- AGA4058
- AGA4083
- AGA4122
- AGA4138
- AGA4181

PART NO  
**AGA3827**  
PART OF ASSY



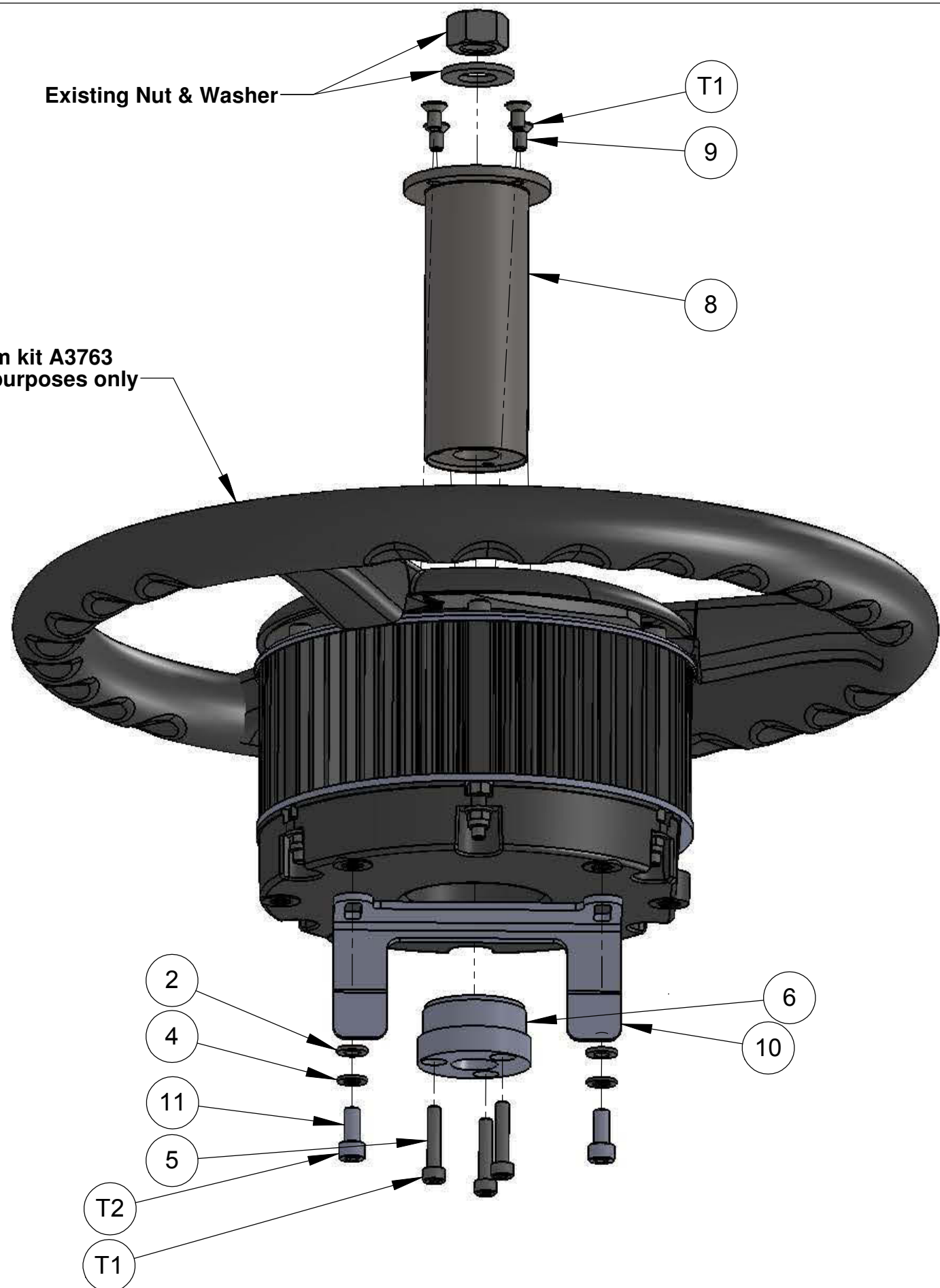
COPYRIGHT: THIS DRAWING IS THE PROPERTY OF TOPCON PRECISION AGRICULTURE. IT MAY NOT BE REPRODUCED IN WHOLE OR IN PART WITHOUT THEIR WRITTEN PERMISSION

Torque settings

Item No.	Thread spec	Torque (Nm)	No. off
T1	M5x0.8	6	7
T2	M6x1.0	8	2

Adaptor kit parts list

ITEM NO.	PART NUMBER	DrawNo	DESCRIPTION	QTY.
2	F200		Washer - Plain M6 - ZP	2
4	F454		Washer - Spring M6 - ZP	2
5	F453		Screw - M5 x 25 SHCS - ZP	3
6	M292	002888	Spline adaptor	1
8	M307	002938	Adaptor shaft	1
9	F463		Screw - M5 x 10 SH C/SK - ZP	4
10	AGB1170	002965	Anti-rotation bracket	1
11	AGF481		Screw - M6x14 SHCS - ZP	2

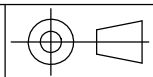


**CAD MODEL AVAILABLE**  
Remove all burrs and sharp edges

REV	DATE	ECO	DESCRIPTION	DRWN	APPD	MATERIAL	MACHINING TOLERANCES	DRAWN BY	DATE	PART OF ASSY	PART NUMBER	PROJECT	SHEET SIZE	
1.0	22/06/09		Production release	RC	MW		X ± 1 X.X ± 0.2 X.XX ± AS STATED ANGULAR ± 0.25°	RC	18/05/09	PART OF ASSY	AGA3827	2129	A3	
1.1	06/08/09	361	AGF481 were F455	RC	MW			OM	17/06/09	MACHINE FINISH 3.2	Adaptor kit - Electric steer unit		SCALE 1:2	
							HARNES TOLERANCES 0-300 +5 / -3 300-1000 +10 / -5 1000-3000 +20 / -10 3000-5000 +40 / -20 STRIP LENGTHS +0.5 / -0	MW	19/06/09	DO NOT SCALE UNLESS OTHERWISE STATED. ALL DIMENSIONS ARE IN MILLIMETERS			SHEET 1 OF 1	
											DRAWING NO. 002937	DRAWING STANDARD AS1100	SECURITY CLASS CONFIDENTIAL	REVISION 1.1



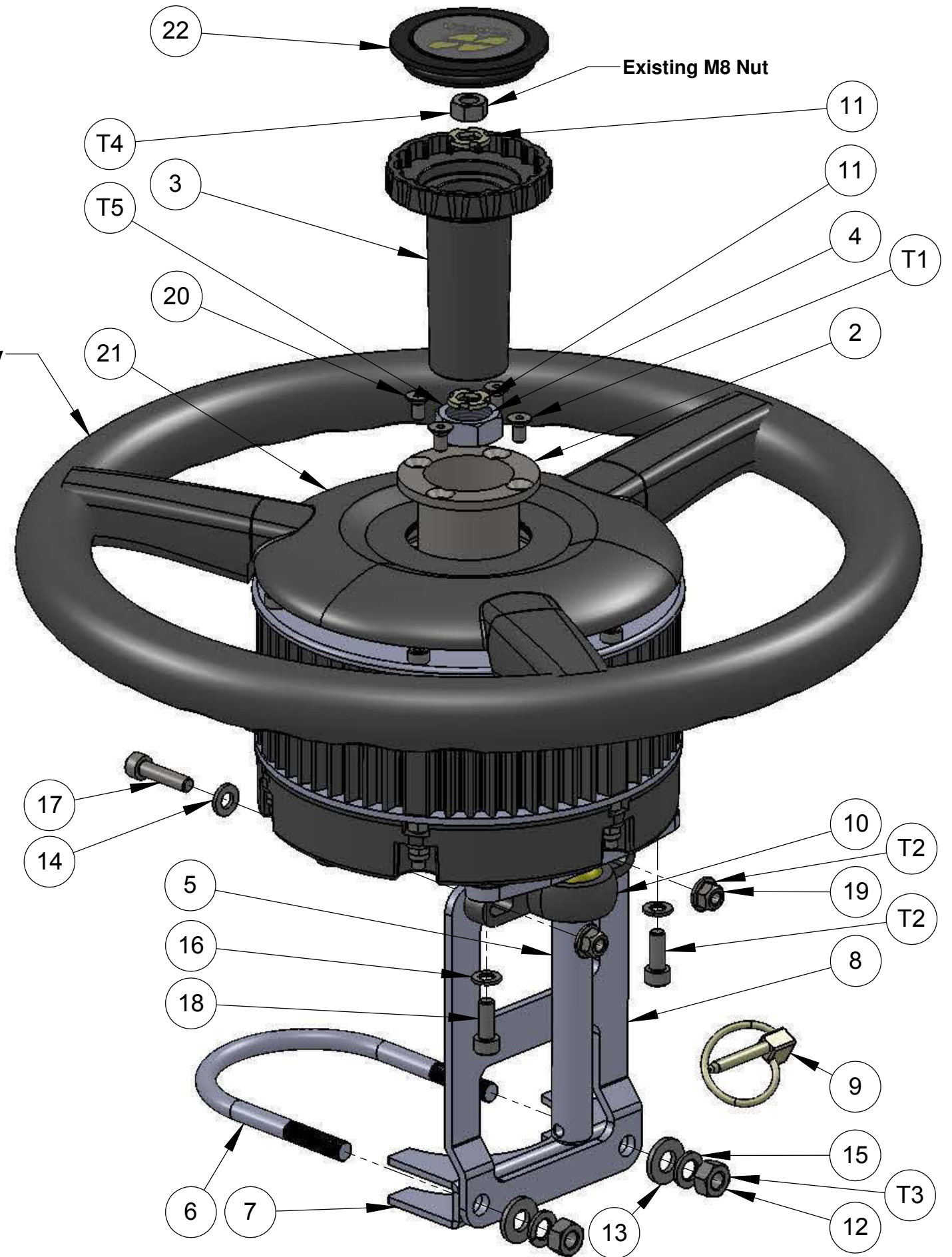
PART NO  
**AGA3834**  
PART OF ASSY



Torque settings

Item No.	Thread spec.	Torque (Nm)	No. off
T1	M5 x 0.8	6	4
T2	M6 x 1.0	8	4
T3	M8 x 1.25	20	2
T4	M8 x 1.25	Refer JD spec.	1
T5	M20	Refer JD spec.	1

**Electric steering system kit A3763**  
Shown for illustration purposes only

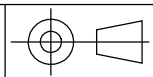


ITEM NO.	PART NUMBER	DrawNo	DESCRIPTION	Plate type/QTY.
2	M312	002950	Adaptor shaft	1
3	M297	002922	Column telescoping actuator	1
4	AGF478	002971	Special Nut - Case IH	1
5	B154	002895	Anti-rotation bracket	1
6	M310	002947	U-Bolt	1
7	M311	002948	Saddle clamp	1
8	B167	002949	Anti-rotation bracket	1
9	F465		Lynchpin 3_16x1-1.25	1
10	B166		Pillow block - Iigus KSTM-16	1
11	AGM315	002970	Column telescoping actuator plate	2
12	F030		Nut - M8 Plain - ZP	3
13	F083		Washer - M8 Flat - ZP	2
14	F200		Washer -Plain M6 - ZP	2
15	F456		Washer - M8 Spring - ZP	3
16	F454		Washer - M6 Spring - ZP	2
17	F467		Screw - M6 x 25 SHCS - ZP	2
18	F455		M6 x 16 SHCS - ZP	2
19	F466		Nut - M6x1.0 Nyloc - Flanged - ZP	2
20	F463		Screw - M5 x 10 SH C/SK - ZP	4
21	M303		Steering wheel centre cover	1
22	AGA3902	002976	Centre cap assembly	1

**CAD MODEL AVAILABLE**  
Remove all burrs and sharp edges

REV	DATE	ECO	DESCRIPTION	DRWN	APPD	MATERIAL	MACHINING TOLERANCES	DRAWN BY	DATE	PART OF ASSY	PART NUMBER	PROJECT	SHEET SIZE
1.0	22/06/09		Production release	RC	MW		X: ±1 X.X ±0.2 X.XX ± AS STATED ANGULAR ± 0.25°	RC	29/05/09		AGA3834	2129	A3
1.1	06/08/09	CO 191	Y1191 & M302 replaced by AGA3902	RC	MW			OM	30/07/09		Adaptor kit - Electric steer unit		SCALE 1:2
								MW	04/07/09				SHEET 1 OF 1
													REVISION 1.1

PART NO  
**AGA3961**  
PART OF ASSY

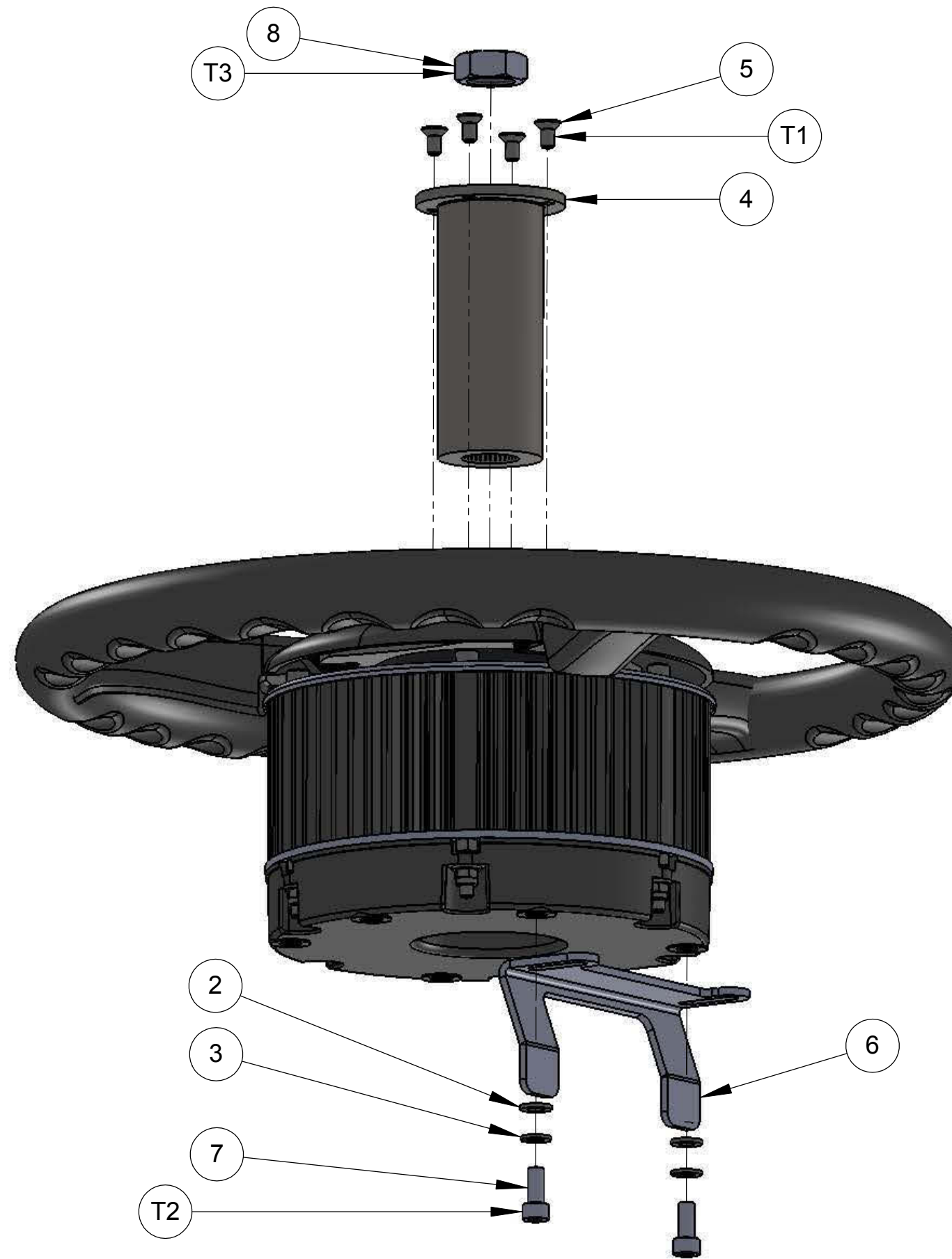


COPYRIGHT: THIS DRAWING IS THE PROPERTY OF TOPCON PRECISION AGRICULTURE. IT MAY NOT BE REPRODUCED IN WHOLE OR IN PART WITHOUT THEIR WRITTEN PERMISSION

Torque settings

Item	Thread spec.	Torque (Nm)	No. off
T1	M5 x 0.8	6	4
T2	M6 x 1.0	8	2
T3	13/16 - 20	Refer OEM Spec.	1

ITEM NO.	PART NUMBER	DESCRIPTION	QTY.
2	F200	Washer - Plain M6 - ZP	2
3	F454	Washer - Spring M6 - ZP	2
4	M312	Adaptor shaft	1
5	F463	Screw - M5x10 SH C/SK - ZP	4
6	AGB1170	Anti-rotation bracket	1
7	AGF481	Screw - M6x14 SHCS - ZP	2
8	AGF478	Special Nut	1



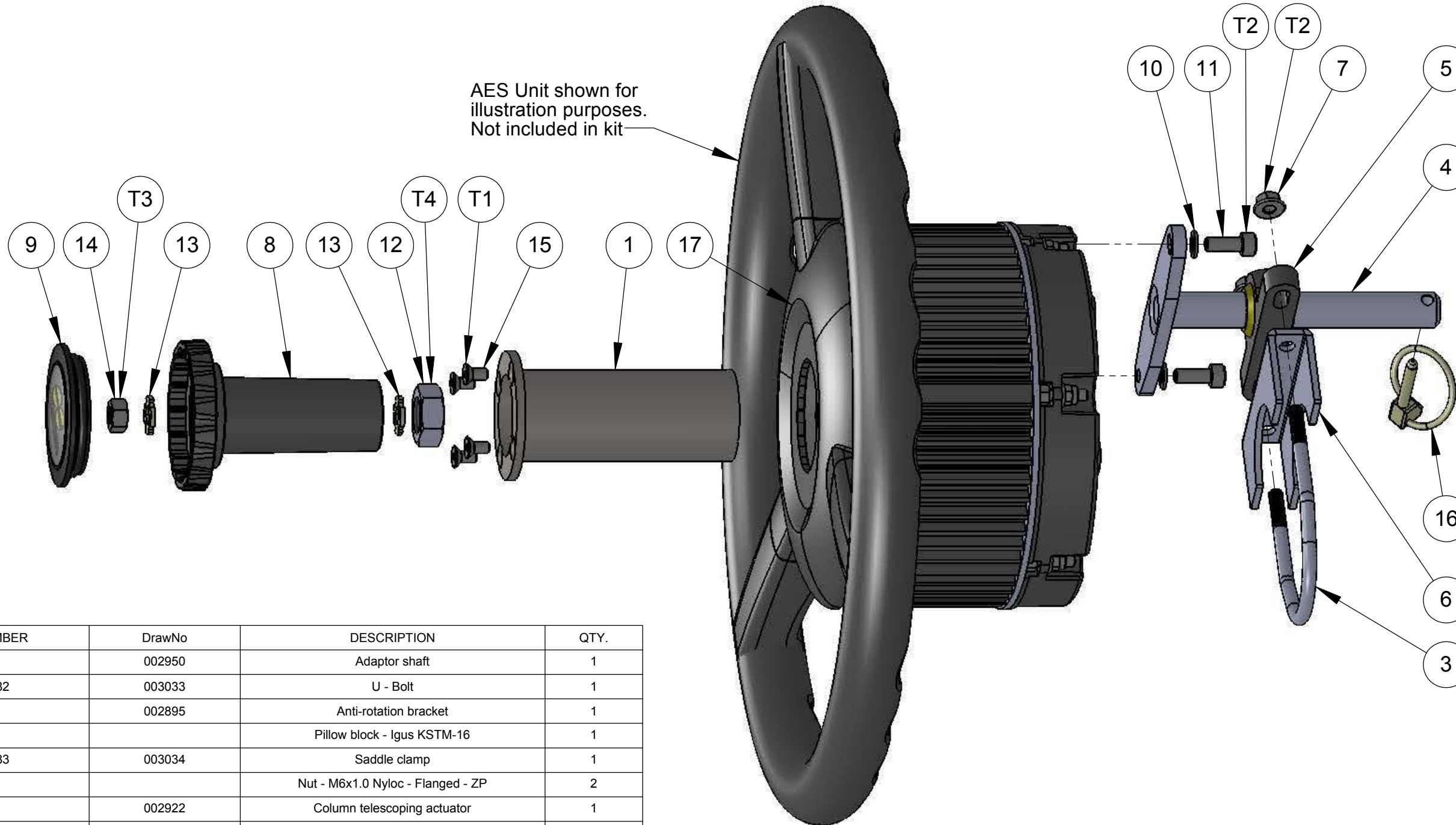
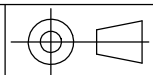
Remove all burrs and sharp edges

**CAD MODEL AVAILABLE**

REV	DATE	ECO	DESCRIPTION	DRWN	APPD	MATERIAL	MACHINING TOLERANCES	DRAWN BY	DATE	PART OF ASSY	PART NUMBER	PROJECT	SHEET SIZE
1.0	19/08/09		Production release	RC	MW		X: ± 1 X.X ± 0.2 X.XX ± AS STATED ANGULAR ± 0.25°	RC	13/08/09	PART OF ASSY	AGA3961	2129	A3
								OM	18/08/09	MACHINE FINISH 3.2	Adaptor kit - Electric steer unit		SCALE 1:2
								MW	18/08/09	ALL ROUND UNLESS OTHERWISE STATED	DRAWING NO. 003011		SHEET 1 OF 1
							HARNES TOLERANCES 0-300 +5 / -3 300-1000 +10 / -5 1000-3000 +20 / -10 3000-5000 +40 / -20 STRIP LENGTHS +0.5 / -0	<b>TOPCON</b> Precision Agriculture 14 PARK WAY MAWSON LAKES SOUTH AUSTRALIA 5095 PHONE: (+618)82033300 FAX: 1300307205 EMAIL: info@kee.com.au WEB: www.kee.com.au		DRAWING STANDARD AS1100	SECURITY CLASS CONFIDENTIAL	REVISION 1.0	

PART NO  
**AGA3974**

PART OF ASSY



AES Unit shown for illustration purposes.  
Not included in kit

ITEM NO.	PART NUMBER	DrawNo	DESCRIPTION	QTY.
1	M312	002950	Adaptor shaft	1
3	AGB1182	003033	U - Bolt	1
4	B154	002895	Anti-rotation bracket	1
5	B166		Pillow block - Igus KSTM-16	1
6	AGB1183	003034	Saddle clamp	1
7	F466		Nut - M6x1.0 Nyloc - Flanged - ZP	2
8	M297	002922	Column telescoping actuator	1
9	AGA3902	002976	Centre cap assembly	1
10	F454		Washer - M6 Spring - ZP	2
11	F455		Screw - M6 x 16 SHCS - ZP	2
12	AGF470	002966	Nut - Special M18	1
13	M298	002923	Column telescoping actuator plate	2
15	F463		Screw - M5 x 10 SH C/SK - ZP	4
16	F465		Lynchpin 3/16 x 1-1/4"	1
17	M303	002931	Steering wheel centre cover	1

Torque settings

Item No.	Thread spec.	Torque (Nm)	No. off
T1	M5 x 0.8	6	4
T2	M6 x 1.0	8	4
T3	M8 x 1.25	Refer OEM spec.	1
T4	M20 x 1.5	Refer OEM spec.	1

**CAD MODEL AVAILABLE**

Remove all burrs and sharp edges  
3D CAD data is master

REV	DATE	ECO	DESCRIPTION	DRWN	APPD	MATERIAL	MACHINING TOLERANCES	FINISH	HARNESS TOLERANCES	DRAWN BY	DATE	PART OF ASSY	PART NUMBER	PROJECT	SHEET SIZE
1.0	25/09/09		Production release	RC	MW		X: ± 1 X.X ± 0.2 X.XX ± AS STATED ANGULAR ± 0.25°		0-300 +5 / -3 300-1000 +10 / -5 1000-3000 +20 / -10 3000-5000 +40 / -20 STRIP LENGTHS +0.5 / -0	RC	27/08/09		AGA3974	2129	A3
										OM	25/09/09	MACHINE FINISH 3.2			SCALE 1:2
										MW	25/09/09	DO NOT SCALE UNLESS OTHERWISE STATED. ALL DIMENSIONS ARE IN MILLIMETERS	Adaptor kit - AES-25		SHEET 1 OF 1
													DRAWING NO. 003035	DRAWING STANDARD AS1100	REVISION 1.0
													SECURITY CLASS CONFIDENTIAL		





PART NO  
**AGA4058**

PART OF ASSY

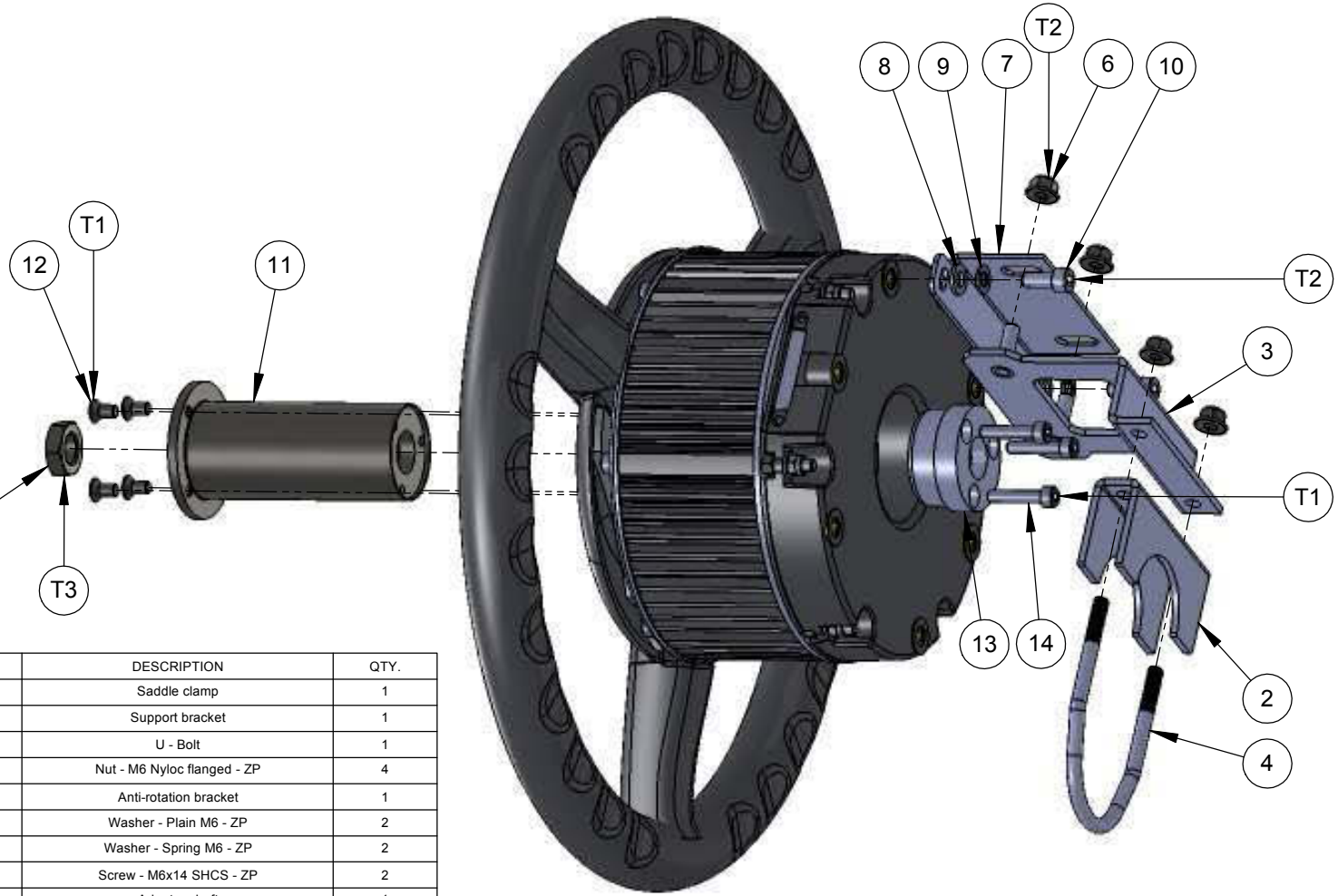


COPYRIGHT. THIS DRAWING IS THE PROPERTY OF TOPCON PRECISION AGRICULTURE. IT MAY NOT BE REPRODUCED IN WHOLE OR IN PART WITHOUT THEIR WRITTEN PERMISSION.

**Torque settings**

Item No.	Thread spec.	Torque (Nm)	No. off
T1	M5x0.8	6	7
T2	M6x1.0	8	6
T3	M14	Refer OEM spec.	1

Existing factory nut



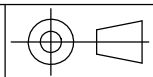
ITEM NO.	PART NUMBER	DrawNo	DESCRIPTION	QTY.
2	AGB1183	003034	Saddle clamp	1
3	AGB1204	003156	Support bracket	1
4	AGB1182	003033	U - Bolt	1
5	F466		Nut - M6 Nyloc flanged - ZP	4
7	AGB1203	003155	Anti-rotation bracket	1
8	F200		Washer - Plain M6 - ZP	2
9	F454		Washer - Spring M6 - ZP	2
10	AGF481		Screw - M6x14 SHCS - ZP	2
11	M307	003139	Adaptor shaft	1
12	F463		Screw - M5 x 10 SH C/SK - ZP	4
13	M292	002888	Spline adaptor	1
14	F453		Screw - M5 x 25 SHCS - ZP	3

**CAD MODEL AVAILABLE**  
Remove all burrs and sharp edges  
3D CAD data is master

REV	DATE	ECO	DESCRIPTION	CHK	DRWN	APPD	MATERIAL	MACHINING TOLERANCES	DRAWN BY	DATE	PART OF ASSY	PART NUMBER	PROJECT	SHEET SIZE
1.0	28/09/10		Production release	OM	RC	KM		X ± 1 X.X ± 0.2 X.XX ± AS STATED ANGULAR ± 0.25°	RC	13/11/09		AGA4058	2129	A3
								HARNES TOLERANCES 0-300 +5/-3 300-1000 +10/-5 1000-3000 +20/-10 3000-5000 +40/-20 STRIP LENGTHS +0.5/-0	OM	28/09/10	MACHINE FINISH	AGA4058		SCALE 1:2
									KM	28/09/10	3.2	AES-25 Adaptor kit		SHEET 1 OF 1
											DO NOT SCALE UNLESS OTHERWISE STATED. ALL DIMENSIONS ARE IN MILLIMETERS.			REVISION 1.0
											TOPCON 14 PARK WAY MAWSON LAKES SOUTH AUSTRALIA 5095	DRAWING NO. 003157	DRAWING STANDARD AS1100	SECURITY CLASS CONFIDENTIAL
											PHONE: (+618)82033300 FAX: 1300307205 EMAIL: info@kee.com.au WEB: www.kee.com.au			



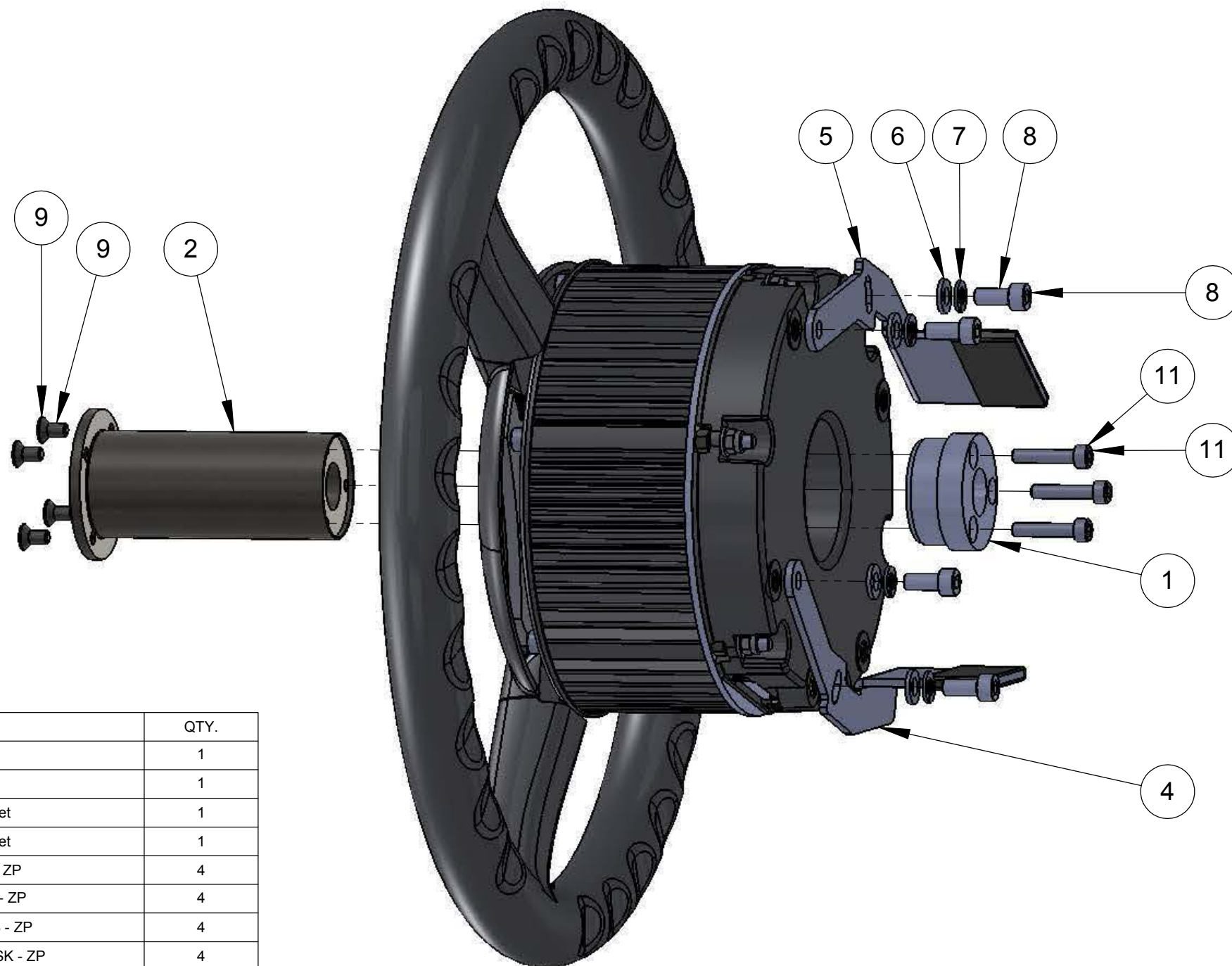
PART NO  
**AGA4083**  
PART OF ASSY



Torque settings

Item No.	Thread spec.	Torque (Nm)	No. off
T1	M5 x 0.5	6	7
T2	M6 x 1.0	8	4
T3	M14	Refer OEM Spec	1

Existing factory fitted nut

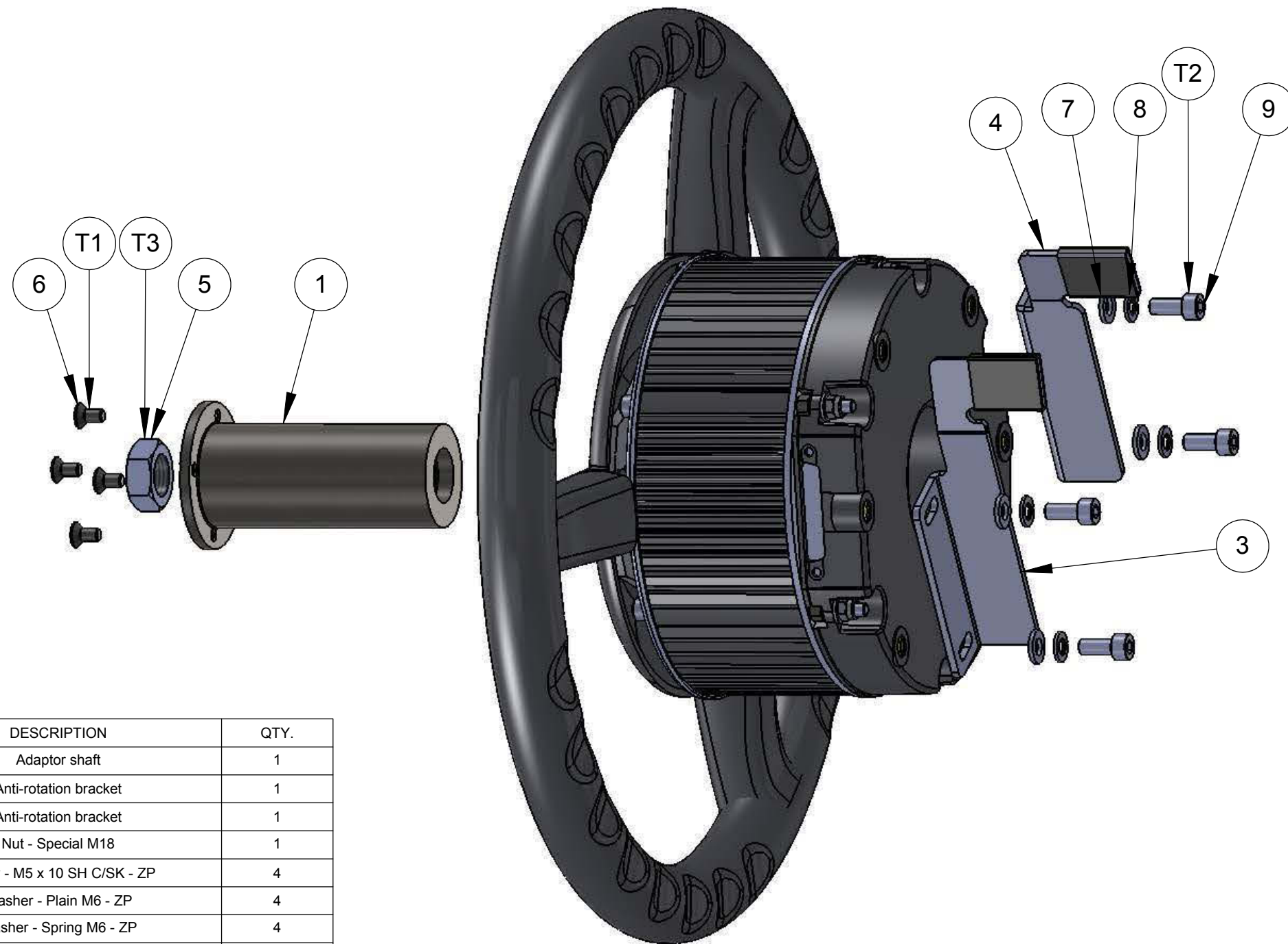
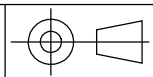


ITEM NO.	PART NUMBER	DrawNo	DESCRIPTION	QTY.
1	M292	002888	Spline adaptor	1
2	AGM342	003139	Adaptor shaft	1
4	AGB1208	003190	Anti-rotation bracket	1
5	AGB1209	003191	Anti-rotation bracket	1
6	F200		Washer - Plain M6 - ZP	4
7	F454		Washer - Spring M6 - ZP	4
8	AGF481		Screw - M6x14 SHCS - ZP	4
9	F463		Screw - M5 x 10 SH C/SK - ZP	4
11	F453		Screw - M5 x 25 SHCS - ZP	3

**CAD MODEL AVAILABLE**  
Remove all burrs and sharp edges  
3D CAD data is master

REV	DATE	ECO	DESCRIPTION	DRWN	APPD	MATERIAL	MACHINING TOLERANCES	DRAWN BY	DATE	PART OF ASSY	PART NUMBER	PROJECT	SHEET SIZE	
1.0	20/01/10		Production release	RC	AD		X ± 1 XX ± 0.2 X.XX ± AS STATED ANGULAR ± 0.25°	RC	18/12/09		AGA4083	2129	A3	
							HARNES TOLERANCES 0-300 +5 / -3 300-1000 +10 / -5 1000-3000 +20 / -10 3000-5000 +40 / -20 STRIP LENGTHS +0.5 / -0	OM	20/01/10	MACHINE FINISH 3.2	AES-25 Adaptor kit		1 OF 1	
								AD	20/01/10	DO NOT SCALE UNLESS OTHERWISE STATED. ALL DIMENSIONS ARE IN MILLIMETERS			SHEET	
											DRAWING NO. 003189	DRAWING STANDARD AS1100	SECURITY CLASS CONFIDENTIAL	REVISION 1.0

PART NO  
**AGA4122**  
PART OF ASSY



Torque settings

Item No.	Thread spec.	Torque (Nm)	No. off
T1	M5 x 0.8	6	4
T2	M6 x 1.0	8	4
T3	M18 x 1.5	Refer OEM	1

ITEM NO.	PART NUMBER	DrawNo	DESCRIPTION	QTY.
1	AGM335	003112	Adaptor shaft	1
3	AGB1214	003211	Anti-rotation bracket	1
4	AGB1213	003210	Anti-rotation bracket	1
5	AGF470	002966	Nut - Special M18	1
6	F463		Screw - M5 x 10 SH C/SK - ZP	4
7	F200		Washer - Plain M6 - ZP	4
8	F454		Washer - Spring M6 - ZP	4
9	AGF481		Screw - M6x14 SHCS - ZP	4

**CAD MODEL AVAILABLE**

Remove all burrs and sharp edges  
3D CAD data is master

REV	DATE	ECO	DESCRIPTION	DRWN	APPD	MATERIAL	MACHINING TOLERANCES	DRAWN BY	DATE	PART OF ASSY	PART NUMBER	PROJECT	SHEET SIZE
1.0	28/01/10		Production release	RC	AD		X: ± 1 X.X ± 0.2 X.XX ± AS STATED ANGULAR ± 0.25°	RC	14/01/10		AGA4122	2129	A3
							HARNES TOLERANCES 0-300 +5 / -3 300-1000 +10 / -5 1000-3000 +20 / -10 3000-5000 +40 / -20 STRIP LENGTHS +0.5 / -0	OM	01/02/10	MACHINE FINISH 3.2	AES-25 Adaptor kit		SCALE 1:2
								AD	01/02/10	DO NOT SCALE UNLESS OTHERWISE STATED. ALL DIMENSIONS ARE IN MILLIMETERS	DRAWING NO. 003209		SHEET 1 OF 1
											DRAWING STANDARD AS1100	SECURITY CLASS CONFIDENTIAL	REVISION 1.0

**TOPCON** Precision Agriculture  
14 PARK WAY MAWSON LAKES SOUTH AUSTRALIA 5095  
PHONE: (+618)82033300 FAX: 1300307205  
EMAIL: info@kee.com.au WEB: www.kee.com.au

COPYRIGHT: THIS DRAWING IS THE PROPERTY OF TOPCON PRECISION AGRICULTURE. IT MAY NOT BE REPRODUCED IN WHOLE OR IN PART WITHOUT THEIR WRITTEN PERMISSION

UNLESS OTHERWISE STATED, ALL PRINTED COPIES OF THIS DOCUMENT ARE UNCONTROLLED. REFER TO DRAWING REGISTER FOR LATEST RELEASE

PART NO  
**AGA4138**



PART OF ASSY



Torque settings

Item No.	Thread spec.	Torque (Nm)	No. off
T1	M5 x 0.8	6	4
T2	M6 x 1.0	8	9
T3	M14	Refer OEM spec	1

ITEM NO.	PART NUMBER	DrawNo	DESCRIPTION	QTY.
1	AGM358	003218	Adaptor shaft	1
3	B154	002895	Anti-rotation bracket	1
4	B166		Pillow block - Igus KSTM-16	1
5	AGB1215	003215	U-Bolt	1
6	AGB1216	003216	Saddle clamp	1
7	F466		Nut - M6 x 1.0 - Nyloc flanged - ZP	6
8	AGB1217	003217	Anti-rotation bracket	1
9	F200		Washer - Plain M6 - ZP	3
10	F454		Washer - Spring M6 - ZP	3
11	AGF481		Screw - M6x14 SHCS - ZP	3
12	F463		Screw - M5 x 10 SH C/SK - ZP	4
14	AGF509		Bolt - Hex Hd 5/16"-18 UNC - Full thread - ZP	1
15	F456		Washer - M8 Spring - ZP	2
16	M297	002922	Column telescoping actuator	1
17	AGM315	002970	Column telescoping actuator plate	1
18	AGF514		Nut - 5/16 UNC Plain - ZP	1
19	F083		Washer - M8 Plain - ZP	1
20	AGA3902	002976	Centre cap assembly	1
21	M303	002931	Steering wheel centre cover	1

**CAD MODEL AVAILABLE**  
Remove all burrs and sharp edges

REV	DATE	ECO	DESCRIPTION	DRWN	APPD	MATERIAL	MACHINING TOLERANCES	DRAWN BY	DATE	PART OF ASSY	PART NUMBER	PROJECT	SHEET SIZE		
1.0	19/02/10		Production release	RC	AD		X ± 1 X.X ± 0.2 X.XX ± 0.125	RC	19/01/10		AGA4138	2129	A3		
1.0.1	22/03/10		Item 18 corrected from F030 (M8)	RC	AD		XXX ± 0.25* ANGULAR ± 0.25*	OM	19/02/10				SCALE 1:2		
						FINISH	HARNESSTOLERANCES 0-300 +5/-3 300-1000 +10/-5 1000-3000 +20/-10 3000-5000 +40/-20 STRIP LENGTHS +0.5/-0	AD	19/02/10	MACHINE FINISH 3.2 ALL DIMENSIONS UNLESS OTHERWISE STATED ARE IN MILLIMETERS	AES-25 Adaptor kit		SHEET 1 OF 1		
										14 PARK WAY MAWSON LAKES SOUTH AUSTRALIA 5095	PHONE: (+618)82033300 FAX: 1300307205 EMAIL: info@kee.com.au WEB: www.kee.com.au	DRAWING NO. 003214	DRAWING STANDARD AS1100	SECURITY CLASS CONFIDENTIAL	REVISION 1.0.1



PART NO  
**AGA4138**



PART OF ASSY



Torque settings

Item No.	Thread spec.	Torque (Nm)	No. off
T1	M5 x 0.8	6	4
T2	M6 x 1.0	8	9
T3	M14	Refer OEM spec	1


ITEM NO.	PART NUMBER	DrawNo	DESCRIPTION	QTY.
1	AGM358	003218	Adaptor shaft	1
3	B154	002895	Anti-rotation bracket	1
4	B166		Pillow block - Igus KSTM-16	1
5	AGB1215	003215	U-Bolt	1
6	AGB1216	003216	Saddle clamp	1
7	F466		Nut - M6 x 1.0 - Nyloc flanged - ZP	6
8	AGB1217	003217	Anti-rotation bracket	1
9	F200		Washer - Plain M6 - ZP	3
10	F454		Washer - Spring M6 - ZP	3
11	AGF481		Screw - M6x14 SHCS - ZP	3
12	F463		Screw - M5 x 10 SH C/SK - ZP	4
14	AGF509		Bolt - Hex Hd 5/16"-18 UNC - Full thread - ZP	1
15	F456		Washer - M8 Spring - ZP	2
16	M297	002922	Column telescoping actuator	1
17	AGM315	002970	Column telescoping actuator plate	1
18	AGF514		Nut - 5/16 UNC Plain - ZP	1
19	F083		Washer - M8 Plain - ZP	1
20	AGA3902	002976	Centre cap assembly	1
21	M303	002931	Steering wheel centre cover	1

**CAD MODEL AVAILABLE**  
Remove all burrs and sharp edges

REV	DATE	ECO	DESCRIPTION	DRWN	APPD	MATERIAL	MACHINING TOLERANCES	DRAWN BY	DATE	PART OF ASSY	PART NUMBER	PROJECT	SHEET SIZE	
1.0	19/02/10		Production release	RC	AD		X ± 1 X.X ± 0.2 X.XX ± 0.125	RC	19/01/10		AGA4138	2129	A3	
1.0.1	22/03/10		Item 18 corrected from F030 (M8)	RC	AD		ANGULAR ± 0.25*	OM	19/02/10		AGA4138	2129	SCALE 1:2	
						FINISH	HARNESSTOLERANCES 0-300 +5/-3 300-1000 +10/-5 1000-3000 +20/-10 3000-5000 +40/-20 STRIP LENGTHS +0.5/-0	AD	19/02/10	MACHINE FINISH 3.2	AES-25 Adaptor kit		SHEET 1 OF 1	
										DO NOT SCALE UNLESS OTHERWISE STATED. ALL DIMENSIONS ARE IN MILLIMETERS.	DRAWING NO.	DRAWING STANDARD	SECURITY CLASS	REVISION
											003214	AS1100	CONFIDENTIAL	1.0.1

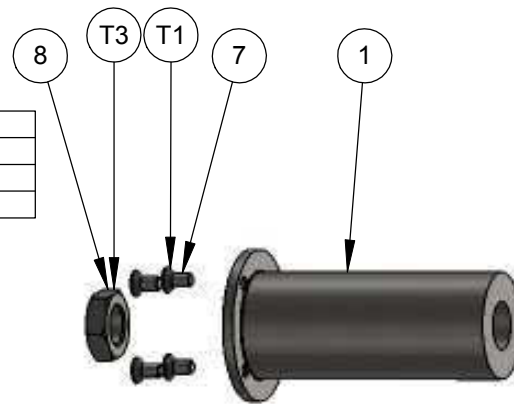
PART NO  
**AGA4181**

PART OF ASSY



Torque settings

Item No.	Thread spec.	Torque (Nm)	No. off
T1	M5 x 0.8	6	4
T2	M6 x 1.0	8	2
T3	M16	Rfer OEM spec.	1



ITEM NO.	PART NUMBER	DrawNo	DESCRIPTION	QTY.
1	AGM340	003186	Adaptor shaft	1
3	AGB1222	003254	Anti-rotation bracket	1
4	F200		Washer - Plain M6 - ZP	2
5	F454		Washer - Spring M6 - ZP	2
6	AGF481		Screw - M6x14 SHCS - ZP	2
7	F463		Screw - M5 x 10 SH C/SK - ZP	4

**CAD MODEL AVAILABLE**  
Remove all burrs and sharp edges  
CAD Data is master

REV	DATE	ECO	DESCRIPTION	DRWN	APPD	MATERIAL	MACHINING TOLERANCES	DRAWN BY	DATE	PART OF ASSY	PART NUMBER	PROJECT	SHEET SIZE	
1.0	25/02/10		Production release	RC	AD		X ± 1 X.X ± 0.2 X.XX ± AS STATED ANGULAR ± 0.25*	RC	12/02/10		AGA4181	2129	A3	
							HARNES TOLERANCES 0-300 +5 / -3 300-1000 +10 / -5 1000-3000 +20 / -10 3000-5000 +40 / -20 STRIP LENGTHS +0.5 / -0	OM	25/02/10	MACHINE FINISH 3.2	AES-25 Adaptor kit		SCALE 1:2	
						FINISH		AD	25/02/10	DO NOT SCALE UNLESS OTHERWISE STATED. ALL DIMENSIONS ARE IN MILLIMETERS.			SHEET 1 OF 1	
										TOPCON 14 PARK WAY MAWSON LAKES SOUTH AUSTRALIA 5095	003253	AS1100	CONFIDENTIAL	REVISION A



# ***System 200***

## ***AES-25 Electric Steering***

### ***Vehicle Adaptor Kits***

#### ***John Deere***



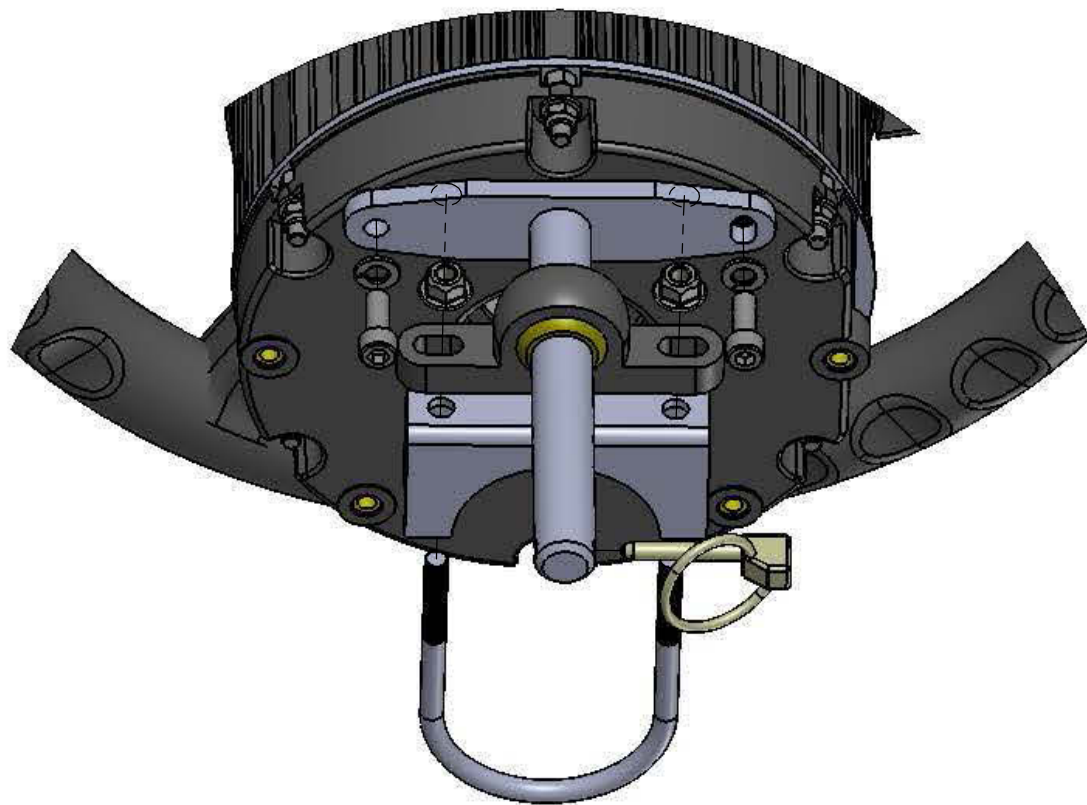
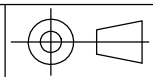
*X30 Console*

*AES-25 Electric Steering*

#### **Contents**

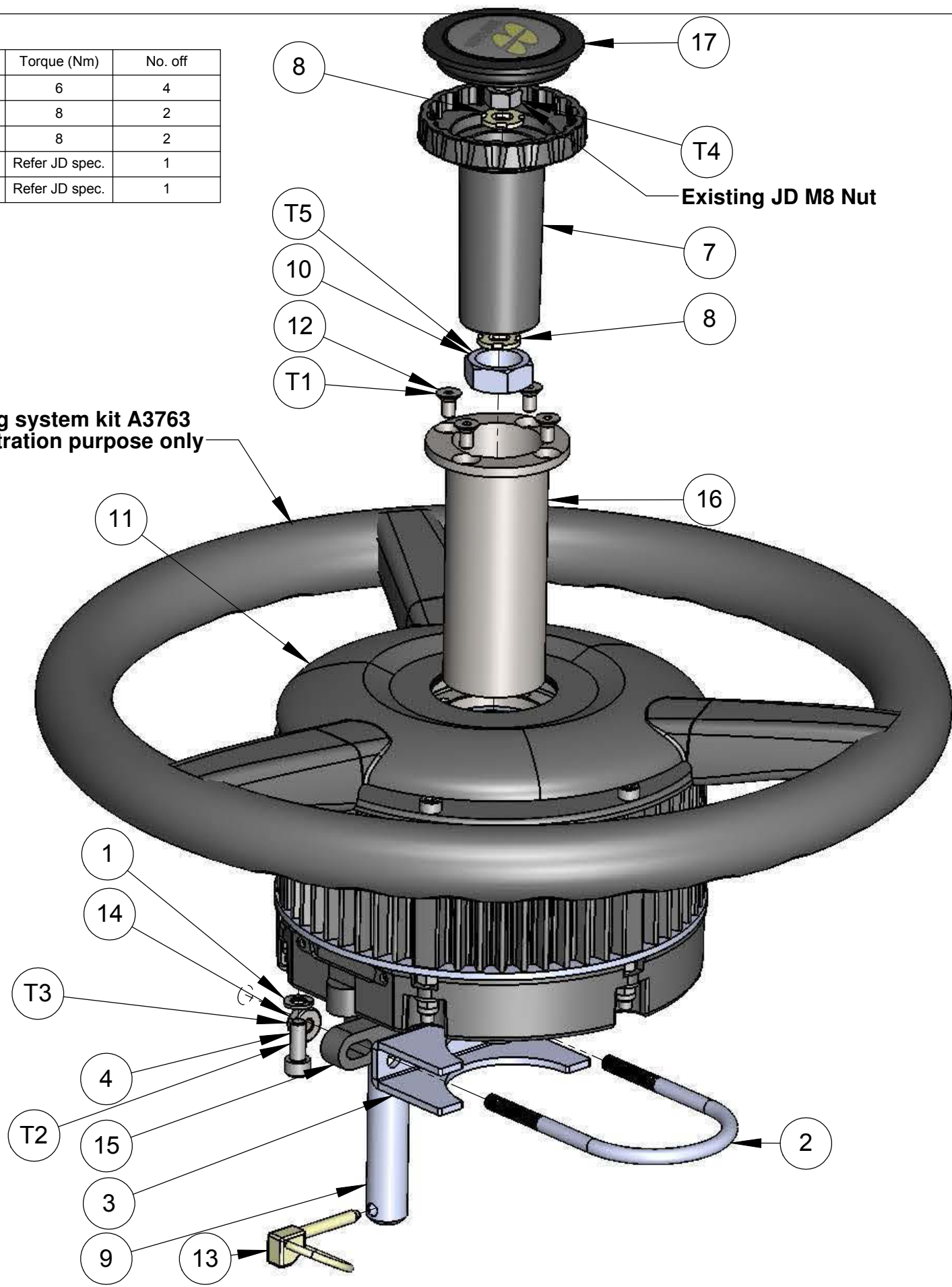
- AGA3765
- AGA3766
- AGA3828
- AGA3955
- AGA3966
- AGA3975

PART NO  
**AGA3765**  
PART OF ASSY



Torque settings

Item No.	Thread spec.	Torque (Nm)	No. off
T1	M5x0.8	6	4
T2	M6x1.0	8	2
T3	M6x1.0	8	2
T4	M8x1.25	Refer JD spec.	1
T5	M20	Refer JD spec.	1

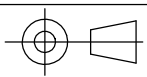


ITEM NO.	PART NUMBER	DrawNo	DESCRIPTION	QTY.
1	F454		Washer - M6 spring - ZP	2
2	M296	002894	U-Bolt	1
3	M295	002893	Saddle clamp	1
4	F455		SHCS M6 x 16 - ZP	2
7	M297	002922	Column telescoping actuator	1
8	M298	002923	Column telescoping actuator plate	2
9	B154	002895	Anti-rotation bracket	1
10	F451	002898	Special Nut - M20	1
11	M303	002931	Steering wheel centre cover	1
12	F463		Screw - M5x10 SH C/SK - ZP	4
13	F465		Lynchpin 3/16" x 1 1/4" - ZP	1
14	F466		Nut - M6x1.0 Nyloc - Flanged - ZP	2
15	B166		Pillow block - Iguv KSTM-16	1
16	M312	002950	Adaptor shaft	1
17	AGA3902	002976	Centre cap assembly	1

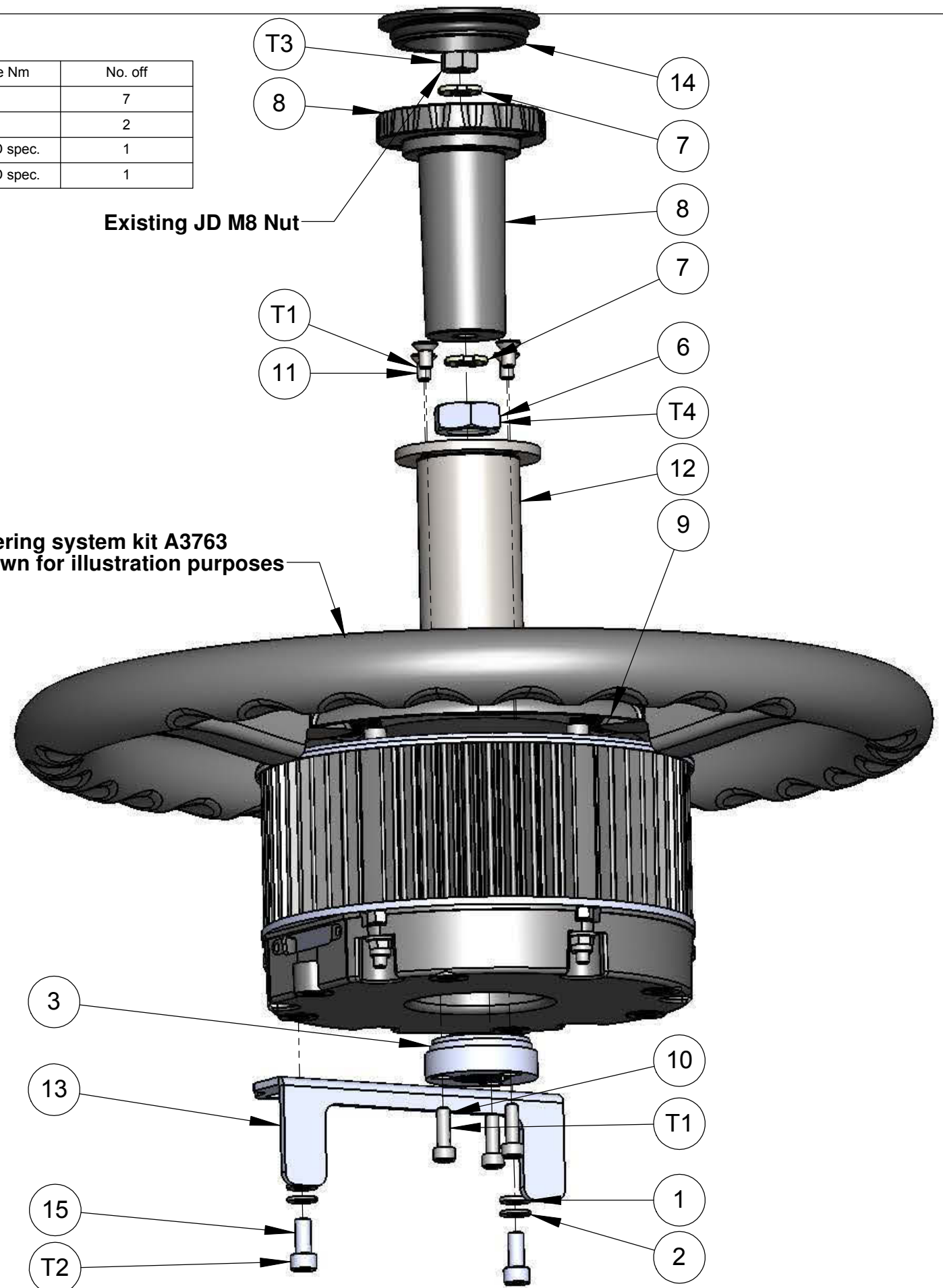
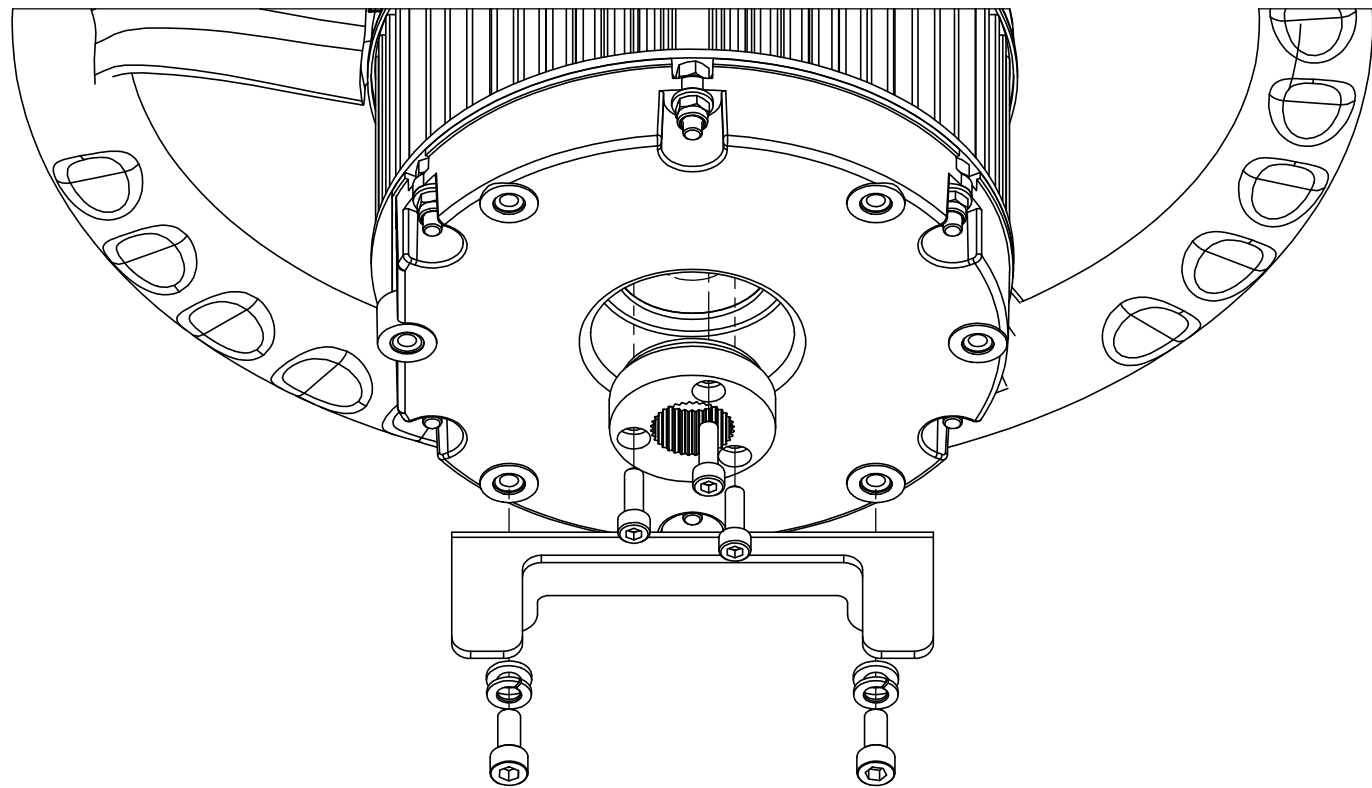
**CAD MODEL AVAILABLE**  
Remove all burrs and sharp edges

REV	DATE	ECO	DESCRIPTION	DRWN	APPD	MATERIAL	MACHINING TOLERANCES	DRAWN BY	DATE	PART OF ASSY	PART NUMBER	PROJECT	SHEET SIZE				
1.0	22/06/09		Production release	RC	MW		X ± 1 XX ± 0.2 XXX ± AS STATED ANGULAR ± 0.25°	RC	30/01/09		AGA3765	2129	A3				
1.1	06/08/09	CO 191	Y1191 & M302 replaced by AGA3902	RC	MW			OM	17/06/09				SCALE 1:2				
1.1.1	10/12/09		M8 nut removed from parts list	RC	MW			MW	19/06/09				SHEET 1 OF 1				
						FINISH	HARNES TOLERANCES 0-300 +5 / -3 300-1000 +10 / -5 1000-3000 +20 / -10 3000-5000 +40 / -20 STRIP LENGTHS +0.5 / -0						REVISION 1.1.1				
								<b>TOPCON</b> Precision Agriculture 14 PARK WAY MAWSON LAKES SOUTH AUSTRALIA 5095 PHONE: (+618)82033300 FAX: 1300307205 EMAIL: info@kee.com.au WEB: www.kee.com.au		TITLE <b>Adaptor kit - Electric steer unit</b>		DRAWING NO. 002901		DRAWING STANDARD AS1100		SECURITY CLASS CONFIDENTIAL	

PART NO  
**AGA3766**  
PART OF ASSY



Item No.	Thread spec.	Torque Nm	No. off
1	M5x0.8	6	7
2	M6x1.0	8	2
3	M8x1.25	Refer JD spec.	1
4	M20	Refer JD spec.	1



Existing JD M8 Nut  
Steering system kit A3763  
Shown for illustration purposes

ITEM NO.	PART NUMBER	DrawNo	DESCRIPTION	QTY.
1	F200		Washer - Plain M6 - ZP	2
2	F454		Washer - M6 Spring - ZP	2
3	M293	002891	Spline adaptor	1
6	AGF470	002966	Nut - Special M18	1
7	M298	002923	Column telescoping actuator plate	2
8	M297	002922	Column telescoping actuator	1
9	M303		Steering wheel centre cover	1
10	F461		Screw - M5x16 SHCS - ZP	3
11	F463		Screw M5x10 - SH C/SK - ZP	4
12	M306	002936	Adaptor shaft	1
13	B155	002896	Anti-rotation bracket	1
14	AGA3902	002976	Centre cap assembly	1
15	AGF481		Screw - M6x14 SHCS - ZP	2

**CAD MODEL AVAILABLE**  
Remove all burrs and sharp edges

REV	DATE	ECO	DESCRIPTION	DRWN	APPD	MATERIAL
1.0	22/06/09		Production release	RC	MW	
1.1	06/08/09	CO 191	Y1191 & M302 replaced by AGA3902	RC	MW	
1.2	07/08/09	361	AGF481 were F455	RC	MW	
1.2.1	13/08/09		AGF470 was F451	RC	MW	

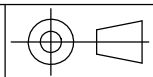
MACHINING TOLERANCES X ± 1 XX ± 0.2 XXX ± AS STATED ANGULAR ± 0.25°	HARNES TOLERANCES 0-300 +5 / -3 300-1000 +10 / -5 1000-3000 +20 / -10 3000-5000 +40 / -20 STRIP LENGTHS +0.5 / -0	DRAWN BY: RC CHECKED BY: OM ENG APPROVAL: MW DATE: 30/01/09 DATE: 17/06/09 DATE: 19/06/09	MACHINE FINISH: 3.2 ALL ROUND UNLESS OTHERWISE STATED DO NOT SCALE UNLESS OTHERWISE STATED. ALL DIMENSIONS ARE IN MILLIMETERS	PART OF ASSY PART NUMBER: AGA3766 PROJECT: 2129 TITLE: Adaptor kit - Electric steer unit	SHEET SIZE: A3 SCALE: 1:2 SHEET: 1 OF 1 REVISION: 1.2.1
TOPCON Precision Agriculture 14 PARK WAY MAWSON LAKES SOUTH AUSTRALIA 5095 PHONE: (+618)82033300 FAX: 1300307205 EMAIL: info@kee.com.au WEB: www.kee.com.au		DRAWING NO. 002902	DRAWING STANDARD AS1100	SECURITY CLASS CONFIDENTIAL	

COPYRIGHT: THIS DRAWING IS THE PROPERTY OF TOPCON PRECISION AGRICULTURE. IT MAY NOT BE REPRODUCED IN WHOLE OR IN PART WITHOUT THEIR WRITTEN PERMISSION

UNLESS OTHERWISE STATED, ALL PRINTED COPIES OF THIS DOCUMENT ARE UNCONTROLLED. REFER TO DRAWING REGISTER FOR LATEST RELEASE



PART NO  
**AGA3828**  
PART OF ASSY

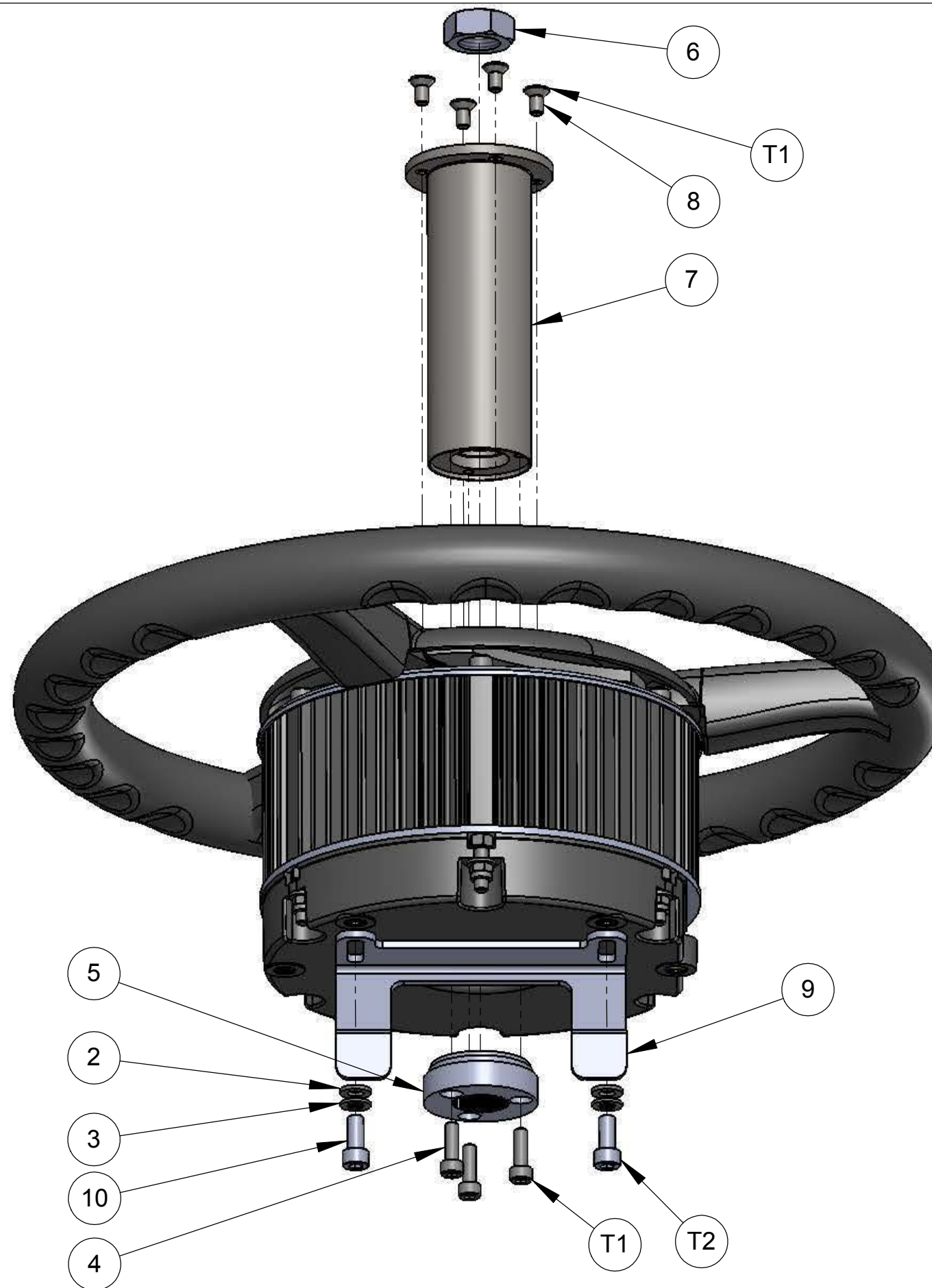


Torque settings

Item No.	Thread spec.	Torque (Nm)	No. off
T1	M5x0.8	6	7
T2	M6x1.0	8	2

Adaptor kit parts list

ITEM NO.	PART NUMBER	DrawNo	DESCRIPTION	QTY.
2	F200		Washer - M6 Flat - ZP	2
3	F454		Spring washer - M6 DIN127	2
4	F461		Screw - M5x16 SHCS - ZP	3
5	M293	002891	Spline adaptor	1
6	AGF470	002966	Nut - Special M18	1
7	M309	002941	Adaptor shaft	1
8	F463		Screw - M5x10 SH C/SK - ZP	4
9	AGB1170	002965	Anti-rotation bracket	1
10	AGF481		Screw - M6x14 SHCS - ZP	2



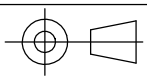
**CAD MODEL AVAILABLE**  
Remove all burrs and sharp edges

REV	DATE	ECO	DESCRIPTION	DRWN	APPD	MATERIAL	MACHINING TOLERANCES	DRAWN BY	DATE	PART OF ASSY	PART NUMBER	PROJECT	SHEET SIZE
1.0	22/06/09		Production release	RC	MW		X ± 1 XX ± 0.2 X.XX ± AS STATED ANGULAR ± 0.25°	RC	19/05/09	PART OF ASSY	AGA3828	2129	A3
1.1	07/08/09	361	AGF481 were F455	RC	MW			OM	17/06/09	MACHINE FINISH 3.2			SCALE 1:2
								ENG APPROVAL MW	19/06/09	DO NOT SCALE UNLESS OTHERWISE STATED. ALL DIMENSIONS ARE IN MILLIMETERS	TITLE Adaptor kit - Electric steer unit		SHEET 1 OF 1
						FINISH	HARNES TOLERANCES 0-300 +5 / -3 300-1000 +10 / -5 1000-3000 +20 / -10 3000-5000 +40 / -20 STRIP LENGTHS +0.5 / -0	14 PARK WAY MAWSON LAKES SOUTH AUSTRALIA 5095 PHONE: (+618)82033300 FAX: 1300307205 EMAIL: info@kee.com.au WEB: www.kee.com.au		DRAWING NO. 002940	DRAWING STANDARD AS1100	SECURITY CLASS CONFIDENTIAL	REVISION 1.1

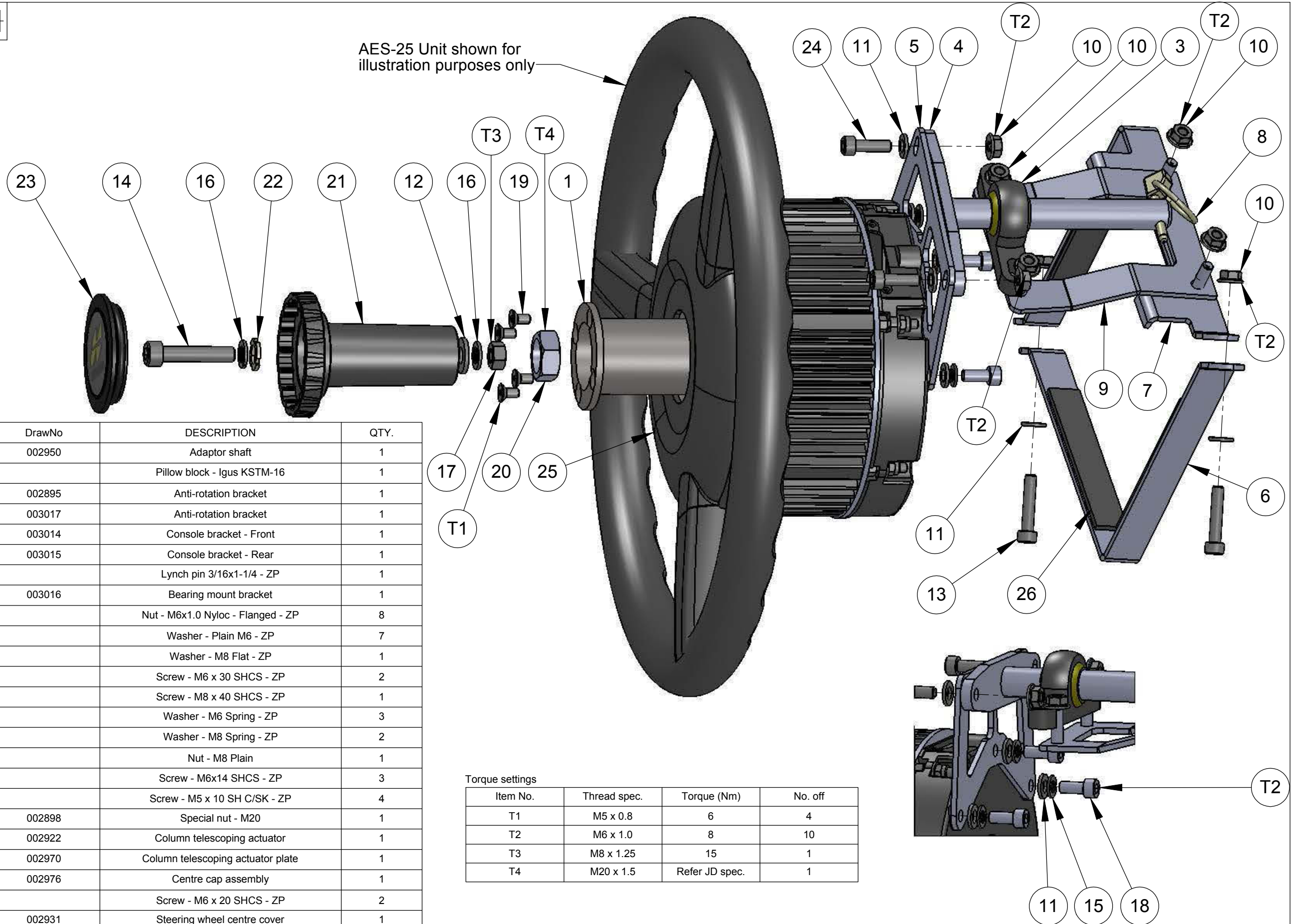




PART NO  
**AGA3966**  
PART OF ASSY



AES-25 Unit shown for illustration purposes only



ITEM NO.	PART NUMBER	DrawNo	DESCRIPTION	QTY.
1	M312	002950	Adaptor shaft	1
3	B166		Pillow block - Igus KSTM-16	1
4	B154	002895	Anti-rotation bracket	1
5	AGB1177	003017	Anti-rotation bracket	1
6	AGB1174	003014	Console bracket - Front	1
7	AGB1175	003015	Console bracket - Rear	1
8	F465		Lynch pin 3/16x1-1/4 - ZP	1
9	AGB1176	003016	Bearing mount bracket	1
10	F466		Nut - M6x1.0 Nyloc - Flanged - ZP	8
11	F200		Washer - Plain M6 - ZP	7
12	F083		Washer - M8 Flat - ZP	1
13	AGF483		Screw - M6 x 30 SHCS - ZP	2
14	AGF484		Screw - M8 x 40 SHCS - ZP	1
15	F454		Washer - M6 Spring - ZP	3
16	F456		Washer - M8 Spring - ZP	2
17	F030		Nut - M8 Plain	1
18	AGF481		Screw - M6x14 SHCS - ZP	3
19	F463		Screw - M5 x 10 SH C/SK - ZP	4
20	F451	002898	Special nut - M20	1
21	M297	002922	Column telescoping actuator	1
22	AGM315	002970	Column telescoping actuator plate	1
23	AGA3902	002976	Centre cap assembly	1
24	AGF485		Screw - M6 x 20 SHCS - ZP	2
25	M303	002931	Steering wheel centre cover	1
26	AGZ287	003149	Protective strip	4

Torque settings

Item No.	Thread spec.	Torque (Nm)	No. off
T1	M5 x 0.8	6	4
T2	M6 x 1.0	8	10
T3	M8 x 1.25	15	1
T4	M20 x 1.5	Refer JD spec.	1

**CAD MODEL AVAILABLE**  
Remove all burrs and sharp edges

REV	DATE	ECO	DESCRIPTION	DRWN	APPD	MATERIAL
1.0	13/10/09		Production release	RC	MW	
1.0.1	05/11/09		Protective strips (item 26) added to kit	RC	MW	

MACHINING TOLERANCES	HARNES TOLERANCES
X ± 1	0-300 +5 / -3
XX ± 0.2	300-1000 +10 / -5
XXX ± AS STATED	1000-3000 +20 / -10
ANGULAR ± 0.25°	3000-5000 +40 / -20
	STRIP LENGTHS +0.5 / -0

DRAWN BY <b>RC</b> CHECKED BY <b>OM</b> ENG APPROVAL <b>MW</b>	DATE <b>24/08/09</b> DATE <b>13/10/09</b> DATE <b>13/10/09</b>	PART OF ASSY <b>PART OF ASSY</b>	MACHINE FINISH <b>3.2</b> DO NOT SCALE UNLESS OTHERWISE STATED. ALL DIMENSIONS ARE IN MILLIMETERS	PHONE: (+618)82033300 FAX: 1300307205 EMAIL: info@kee.com.au WEB: www.kee.com.au
---	---	-------------------------------------	---	---

PART NUMBER <b>AGA3966</b>	PROJECT <b>2129</b>	SHEET SIZE <b>A3</b>
TITLE <b>Adaptor kit - AES-25</b>		SCALE <b>1:2</b>
DRAWING NO. <b>003013</b>	DRAWING STANDARD <b>AS1100</b>	SECURITY CLASS <b>CONFIDENTIAL</b>
		SHEET <b>1 OF 1</b>
		REVISION <b>1.0.1</b>

COPYRIGHT: THIS DRAWING IS THE PROPERTY OF TOPCON PRECISION AGRICULTURE. IT MAY NOT BE REPRODUCED IN WHOLE OR IN PART WITHOUT THEIR WRITTEN PERMISSION

UNLESS OTHERWISE STATED, ALL PRINTED COPIES OF THIS DOCUMENT ARE UNCONTROLLED. REFER TO DRAWING REGISTER FOR LATEST RELEASE



# ***System 200***

## ***AES-25 Electric Steering***

### ***Vehicle Adaptor Kits***

#### ***CLAAS***



*X30 Console*

*AES-25 Electric Steering*

#### **Contents**

- AGA4044
- AGA4064

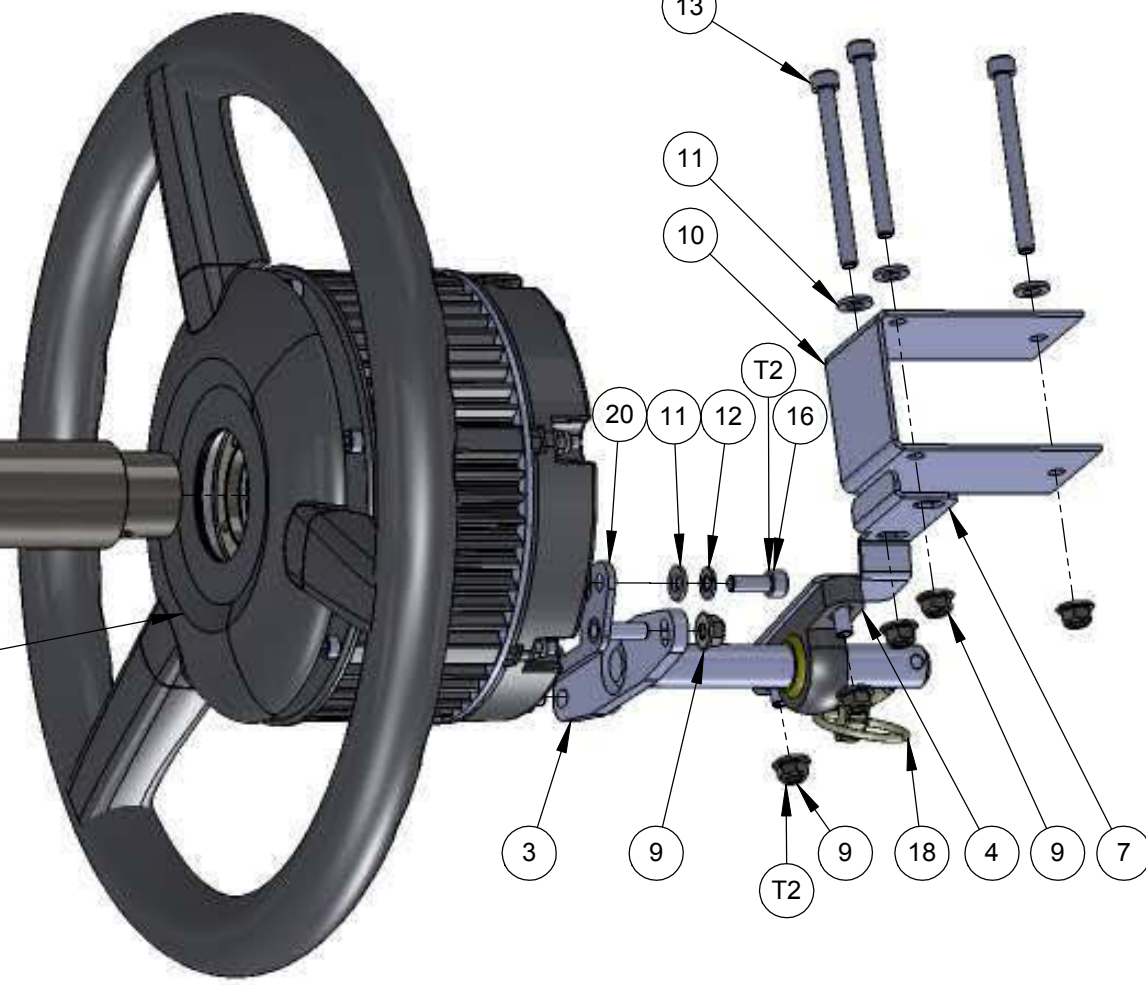
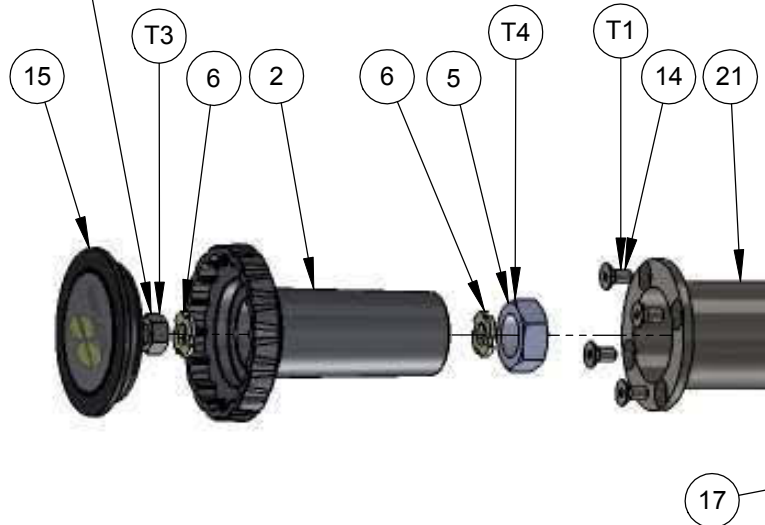


PART NO  
**AGA4044**

PART OF ASSY



Factory nut



ITEM NO.	PART NUMBER	DrawNo	DESCRIPTION	QTY.
2	M297	002922	Column telescoping actuator	1
3	B154	002895	Anti-rotation bracket	1
4	B166		Pillow block - Iigus KSTM-16	1
5	AGF470	002966	Nut - Special M18	1
6	M298	002923	Column telescoping actuator plate	2
7	AGB1201	003145	Anti-rotation bracket	1
9	F466		Nut - M6 Nyloc Flanged - ZP	7
10	AGB1202	003147	Anti-rotation bracket	1
11	F200		Washer - Plain M6 - ZP	5
12	F454		Washer - Spring M6 - ZP	2
13	AGF494		Screw - M6 x 70 SHCS - ZP	3
14	F463		Screw - M5 x 10 SH C/SK - ZP	4
15	AGA3902	002976	Centre cap assembly	1
16	F455		Screw - M6 x 16 SHCS - ZP	2
17	M303	002931	Steering wheel centre cover	1
18	F465		Lynchpin 3/16 x 1-1/4"	1
20	AGB1242	003401	Anti - rotation bracket	1
21	AGM343	003146	Adaptor shaft	1

Torque settings

Item No.	Thread spec.	Torque (Nm)	No. off
T1	M5x0.8	6	4
T2	M6x1.0	8	7
T3	M8x1.25	Refer OEM spec.	1
T4	M18x1.5	Refer OEM spec.	1

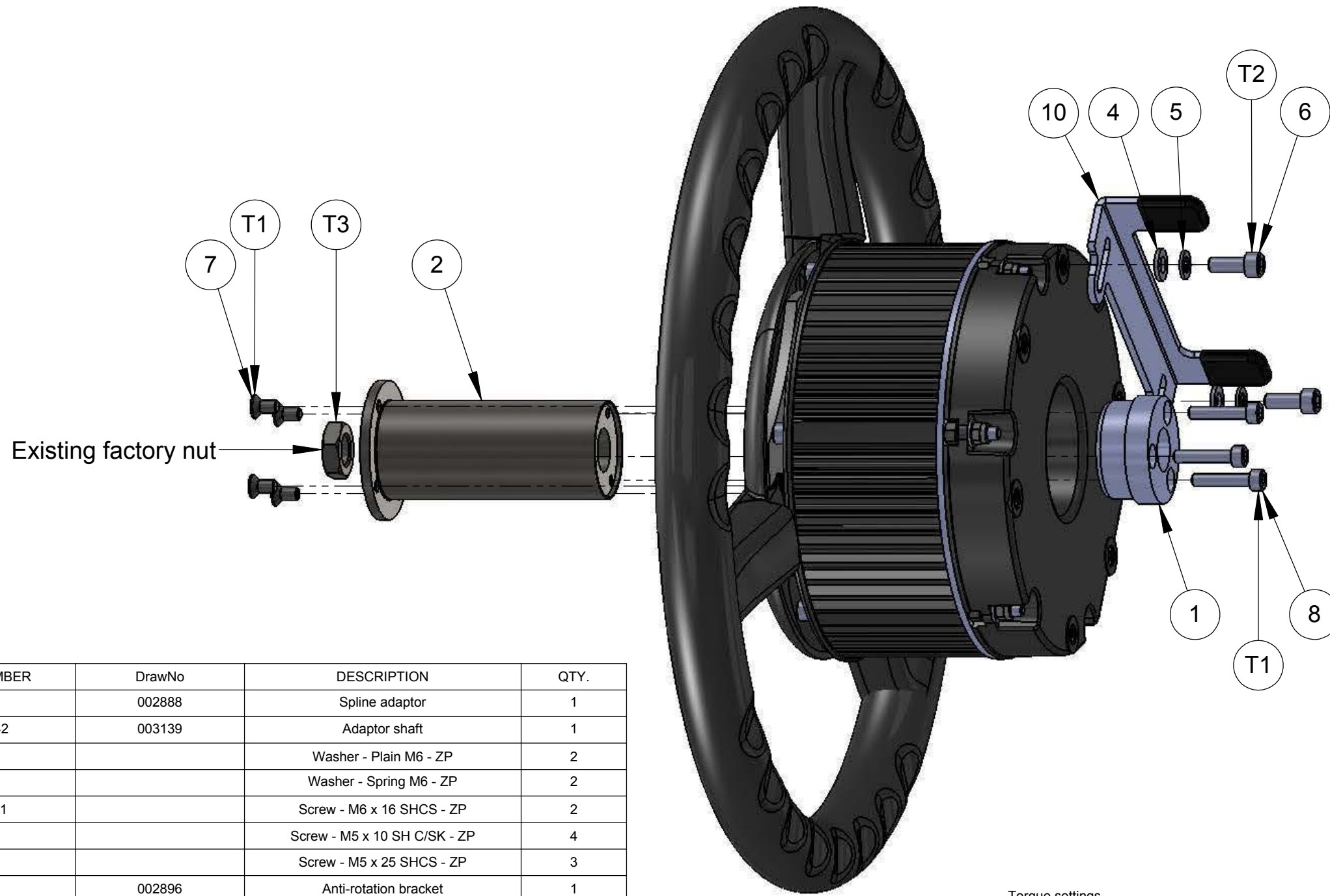
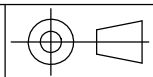
**CAD MODEL AVAILABLE**  
Remove all burrs and sharp edges  
3D CAD data is master

REV	DATE	ECO	DESCRIPTION	CHK	DRWN	APPD	MATERIAL
1.0	10/12/09		Production release		RC	MW	
1.0.1	27/01/10		F466 added to parts list		RC	AD	
1.1	28/07/10	502	Item 20 added, AGM343 was 325		OM	RC	KM
1.1.1	21/09/10	C0334	2x F466 added		OM	RC	KM

MACHINING TOLERANCES $\pm 1$ $\times \pm 0.2$ $\times \times \pm 0.25$ ANGULAR $\pm 0.25^\circ$		DRAWN BY <b>RC</b> CHECKED BY <b>OM</b> END APPROVAL <b>MW</b>	DATE <b>03/10/09</b> <b>10/12/09</b> <b>10/12/09</b>	PART OF ASSY <b>AGA4044</b>	PROJECT <b>2129</b>	SHEET SIZE <b>A3</b>
HARNESS TOLERANCES 0-300 +5/-3 300-1000 +10/-5 1000-3000 +20/-10 3000-5000 +40/-20 STRIP LENGTHS +0.5/-0		FINISH <b>3.2</b>		DO NOT SCALE UNLESS OTHERWISE STATED. ALL DIMENSIONS ARE IN MILLIMETERS		SCALE <b>1:2</b>
SHEET <b>1 OF 1</b>				TITLE <b>AES-25 Adaptor kit</b>		REVISION <b>1.1.1</b>
TOPCON 14 PARK WAY MAWSON LAKES SOUTH AUSTRALIA 5095		PHONE: (+618)82033300 FAX: 1300307205 EMAIL: info@kee.com.au WEB: www.kee.com.au		DRAWING NO. <b>003144</b>	DRAWING STANDARD <b>AS1100</b>	SECURITY CLASS <b>CONFIDENTIAL</b>



PART NO  
**AGA4064**  
PART OF ASSY



ITEM NO.	PART NUMBER	DrawNo	DESCRIPTION	QTY.
1	M292	002888	Spline adaptor	1
2	AGM342	003139	Adaptor shaft	1
4	F200		Washer - Plain M6 - ZP	2
5	F454		Washer - Spring M6 - ZP	2
6	AGF481		Screw - M6 x 16 SHCS - ZP	2
7	F463		Screw - M5 x 10 SH C/SK - ZP	4
8	F453		Screw - M5 x 25 SHCS - ZP	3
10	B155	002896	Anti-rotation bracket	1

Torque settings

Item No.	Thread spec.	Torque (Nm)	No. off
T1	M5x0.8	6	7
T2	M6x1.0	8	2
T3	M14	Refer OEM spec.	1

**CAD MODEL AVAILABLE**  
Remove all burrs and sharp edges  
3D CAD data is master

REV	DATE	ECO	DESCRIPTION	DRWN	APPD	MATERIAL	MACHINING TOLERANCES	DRAWN BY	DATE	PART OF ASSY	PART NUMBER	PROJECT	SHEET SIZE
1.0	18/12/09		Production release	RC			X ± 1 X.X ± 0.2 X.XX ± AS STATED ANGULAR ± 0.25°	RC	18/12/09	PART OF ASSY	AGA4064	2129	A3
							HARNES TOLERANCES 0-300 +5 / -3 300-1000 +10 / -5 1000-3000 +20 / -10 3000-5000 +40 / -20 STRIP LENGTHS +0.5 / -0	OM	18/12/09	MACHINE FINISH 3.2	AES-25 Adaptor kit		SCALE 1:2
								MW	18/12/09	DO NOT SCALE UNLESS OTHERWISE STATED. ALL DIMENSIONS ARE IN MILLIMETERS	DRAWING NO. 003170		1 OF 1
										14 PARK WAY MAWSON LAKES SOUTH AUSTRALIA 5095	DRAWING STANDARD AS1100	REVISION 1.0	
										PHONE: (+618)82033300 FAX: 1300307205 EMAIL: info@kee.com.au WEB: www.kee.com.au	SECURITY CLASS CONFIDENTIAL		

# ***System 200***

## ***AES-25 Electric Steering***

### ***Vehicle Adaptor Kits***

#### ***Buhler***



*X30 Console*

*AES-25 Electric Steering*

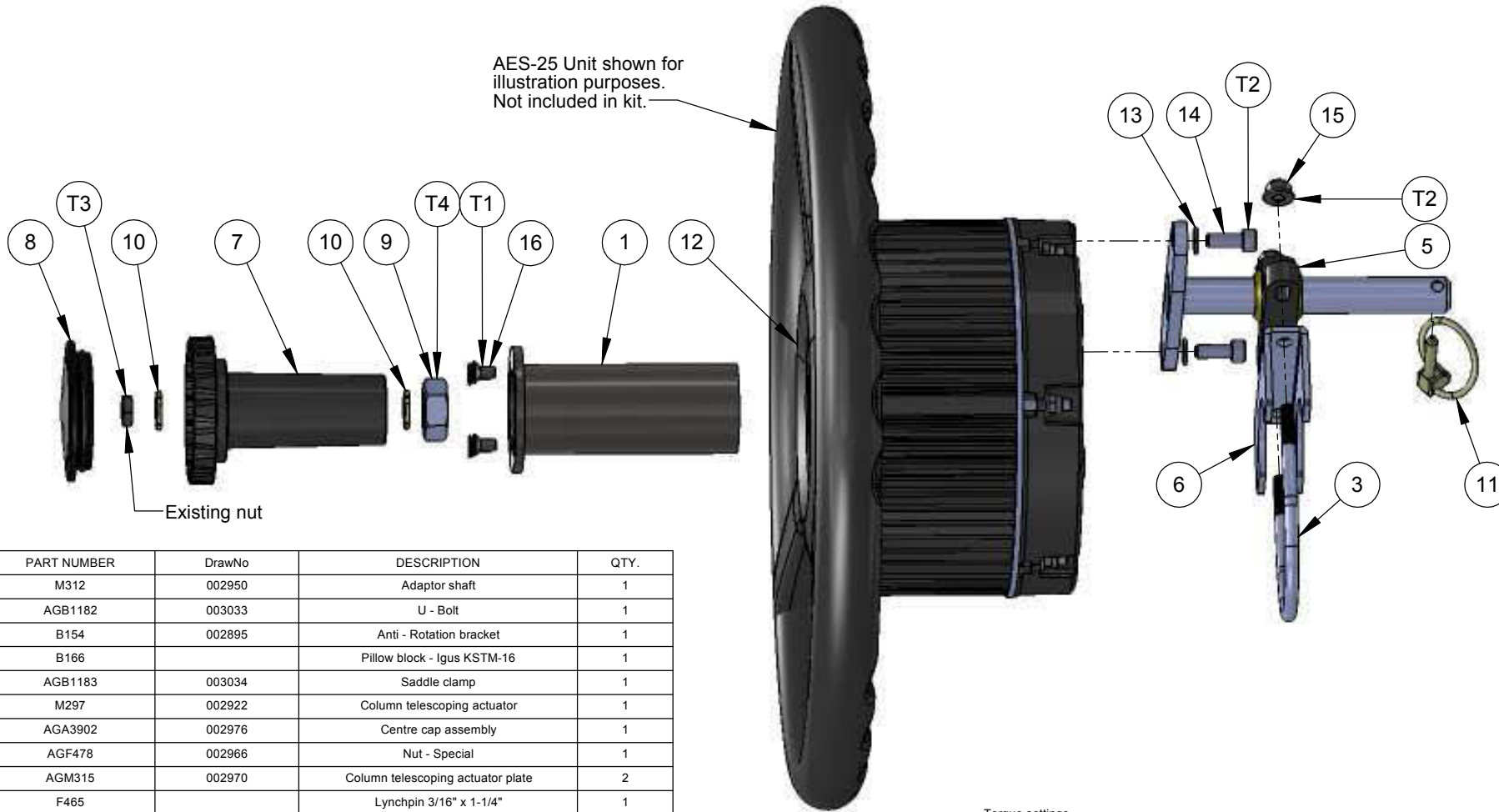
#### **Contents**

- AGA4037

PART NO  
**AGA4037**



PART OF ASSY



ITEM NO.	PART NUMBER	DrawNo	DESCRIPTION	QTY.
1	M312	002950	Adaptor shaft	1
3	AGB1182	003033	U - Bolt	1
4	B154	002895	Anti - Rotation bracket	1
5	B166		Pillow block - Iigus KSTM-16	1
6	AGB1183	003034	Saddle clamp	1
7	M297	002922	Column telescoping actuator	1
8	AGA3902	002976	Centre cap assembly	1
9	AGF478	002966	Nut - Special	1
10	AGM315	002970	Column telescoping actuator plate	2
11	F465		Lynchpin 3/16" x 1-1/4"	1
12	M303	002931	Steering wheel centre cover	1
13	F454		Washer - Spring M6 - ZP	2
14	F455		Screw - M6 x 16 SHCS - ZP	2
15	F466		Nut - M6 x 1.0 - Nyloc flanged - ZP	2
16	F463		Screw - M5 x 10 SH C/SK - ZP	4

Torque settings

Item No.	Thread spec.	Torque (Nm)	No. off
T1	M5 x 0.8	6	4
T2	M6 x 1.0	8	4
T3	M8 x 1.25	Refer OEM spec.	1
T4	13/16 UN - 20	Refer OEM spec.	1

**CAD MODEL AVAILABLE**  
Remove all burrs and sharp edges  
3D CAD data is master

REV	DATE	ECO	DESCRIPTION	DRWN	APPD	MATERIAL	MACHINING TOLERANCES	DRAWN BY	DATE	PART OF ASSY	PART NUMBER	PROJECT	SHEET SIZE
1.0	26/10/09		Production release	RC	MW		0.300 ± 0.1 0.300-1000 +0/-0.1 1000-3000 +0.1/-0.1 3000-5000 +0.1/-0.2 STRIP LENGTHS +0.5/-0.4	RC	26/10/09		AGA4037	2129	A3
1.0.1	11/11/09		Balloon added to item 5	RC	MW		X ± 1 XX ± 0.2 XXX ± 0.25	OM	28/10/09				SCALE 1:2
1.2	28/04/11	609	AGM315 replaces M298	RC	KM		FINISH	MW	28/10/09	MACHINE FINISH 3.2	Adaptor kit - AES-25		SHEET 1 OF 1
										DO NOT SCALE UNLESS OTHERWISE STATED. ALL DIMENSIONS ARE IN MILLIMETERS.			REVISION 1.2
										14 PARK WAY MAWSON LAKES SOUTH AUSTRALIA 5095	DRAWING NO. 003133	DRAWING STANDARD AS1100	SECURITY CLASS CONFIDENTIAL

# ***System 200***

## ***AES-25 Electric Steering***

### ***Vehicle Adaptor Kits***

### ***Challenger***



*X30 Console*

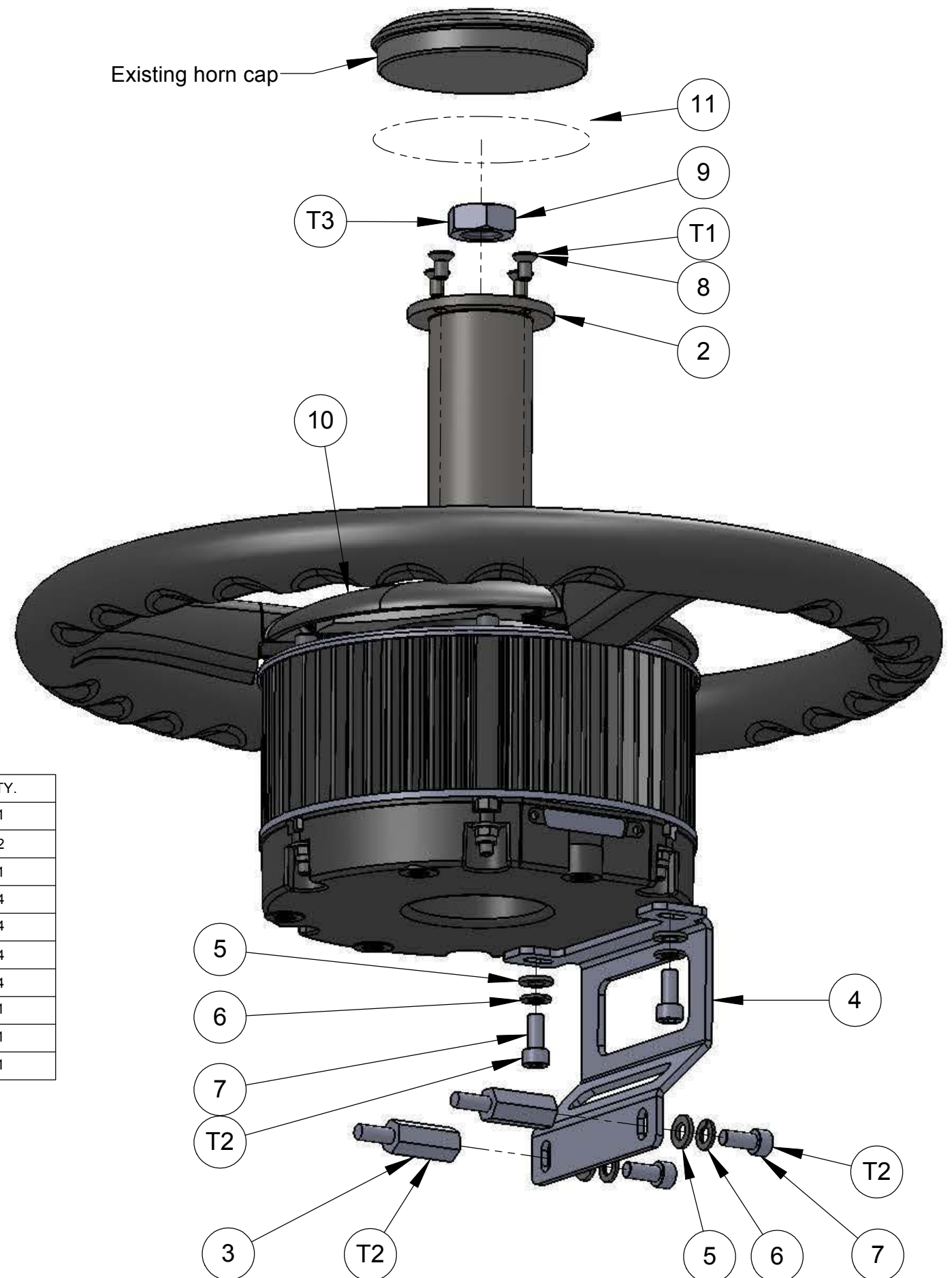
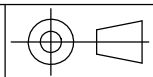
*AES-25 Electric Steering*

#### **Contents**

- AGA3959
- AGA4160



PART NO  
**AGA3959**  
PART OF ASSY



Torque settings

Item No.	Thread spec.	Torque (Nm)	No. Off
T1	M5x0.8	6	4
T2	M6x1.0	8	6
T3	M18x1.5	Refer Cat spec.	1

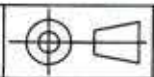
ITEM NO.	PART NUMBER	DrawNo	DESCRIPTION	QTY.
2	AGM317	003009	Adaptor shaft	1
3	AGF482	003008	Stand - off M6x15	2
4	AGB1173	003007	Anti - rotation bracket	1
5	F200		Washer - Plain M6 - ZP	4
6	F454		Washer - M6 Spring - ZP	4
7	AGF481		Screw - M6x14 SHCS - ZP	4
8	F463		Screw M5 x 10 SH C/SK - ZP	4
9	AGF470	002966	Nut - Special M18	1
10	AGM344	003148	Steering wheel centre cover	1
11	AGM328	003064	Horn housing	1

Remove all burrs and sharp edges

**CAD MODEL AVAILABLE**

REV	DATE	ECO	DESCRIPTION	DRWN	APPD	MATERIAL	MACHINING TOLERANCES	DRAWN BY	DATE	PART OF ASSY	PART NUMBER	PROJECT	SHEET SIZE
1.0	10/11/09		Production release	RC	MW		X: ± 1 X.X ± 0.2 X.XX ± AS STATED ANGULAR ± 0.25°	RC	13/08/09		AGA3959	2129	A3
							HARNES TOLERANCES 0-300 +5 / -3 300-1000 +10 / -5 1000-3000 +20 / -10 3000-5000 +40 / -20 STRIP LENGTHS +0.5 / -0	OM	10/11/09	MACHINE FINISH 3.2	AES-25 Adaptor kit		SCALE 1:2
								MW	10/11/09	DO NOT SCALE UNLESS OTHERWISE STATED. ALL DIMENSIONS ARE IN MILLIMETERS			SHEET 1 OF 1
										TOPCON Precision Agriculture	DRAWING NO. 003006	DRAWING STANDARD AS1100	REVISION 1.0
										14 PARK WAY MAWSON LAKES SOUTH AUSTRALIA 5095	SECURITY CLASS CONFIDENTIAL		
										PHONE: (+618)82033300 FAX: 1300307205 EMAIL: info@kee.com.au WEB: www.kee.com.au			

PART NO  
**AGA4160**  
PART OF ASSY



UPDATED DRAWING  
6/7/10  
OK. XJO



ITEM NO.	PART NUMBER	DrawNo	DESCRIPTION	QTY.
1	AGM317	003009	Adaptor shaft	1
3	AGB1220	003230	Anti-rotation bracket	1
4	AGB1219	003229	Anti-rotation bracket	1
5	AGM337	003115	Rear clamp	1
6	AGF481		Screw - M6x14 SHCS - ZP	4
7	AGF470	002966	Nut - Special M18	1
8	F463		Screw - M5 x 10 SH C/SK - ZP	4
9	F200		Washer - Plain M6 - ZP	2
10	F454		Washer - Spring M6 - ZP	2
11	AGF508		Screw - M5 x 35 SHCS - ZP	2
12	AGM344	003148	Steering wheel centre cover	1
13	AGM328	003064	Horn enclosure	1

Torque settings

Item No.	Thread spec.	Torque (Nm)	No. off
T1	M5 x 0.8	6	6
T2	M6 x 1.0	8	4
T3	M18 x 1.5	Refer OEM spec	1

**CAD MODEL AVAILABLE**  
Remove all burrs and sharp edges  
CAD Data is master

REV	DATE	ECO	DESCRIPTION	DRWN	APPD	MATERIAL	MACHINING TOLERANCES	DESIGNED BY	DATE	PART OF ASSY	PART NUMBER	PROJECT	SHEET SIZE
1.0	12/04/10		Production release	RC	AD		X ± 0.1 X.X ± 0.2 X.XX ± AS STATED ANGULAR ± 0.25°	RC	05/02/10		AGA4160	2129	A3
1.0.1	06/07/10		Typo. AGM344 was M303	RC	KM			OM	12/04/10	MACHINE FINISH 3.2			SCALE 1:1
								AD	12/04/10	DO NOT SCALE UNLESS OTHERWISE STATED ALL DIMENSIONS ARE IN MILLIMETERS	AES-25 Adaptor kit		SHEET 1 OF 1
							HARNES TOLERANCES 0-300 +0.1/-0.3 300-1000 +0.1/-0.5 1000-3000 +0.2/-1.0 3000-5000 +0.4/-2.0 STRIP LENGTHS +0.5/-0	TOPCON Precision Agriculture 14 PARK WAY MAWSON LAKES SOUTH AUSTRALIA 5095 PHONE: (+618)82033300 FAX: 1300307205 EMAIL: info@kae.com.au WEB: www.kae.com.au		DRAWING NO. 003228	DRAWING STANDARD AS1100	SECURITY CLASS CONFIDENTIAL	REVISION 1.0.1

COPYRIGHT: THIS DRAWING IS THE PROPERTY OF TOPCON PRECISION AGRICULTURE. IT MAY NOT BE REPRODUCED IN WHOLE OR IN PART WITHOUT THEIR WRITTEN PERMISSION

UNLESS OTHERWISE STATED, ALL PRINTED COPIES OF THIS DOCUMENT ARE UNCONTROLLED. REFER TO DRAWING REGISTER FOR LATEST RELEASE



# ***System 200***

## ***AES-25 Electric Steering***

### ***Vehicle Adaptor Kits***

#### ***New Holland***



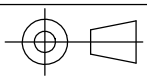
*X30 Console*

*AES-25 Electric Steering*

#### **Contents**

- AGA3827
- AGA3960
- AGA3974
- AGA4035
- AGA4037
- AGA4063
- AGA4083

PART NO  
**AGA3827**  
PART OF ASSY



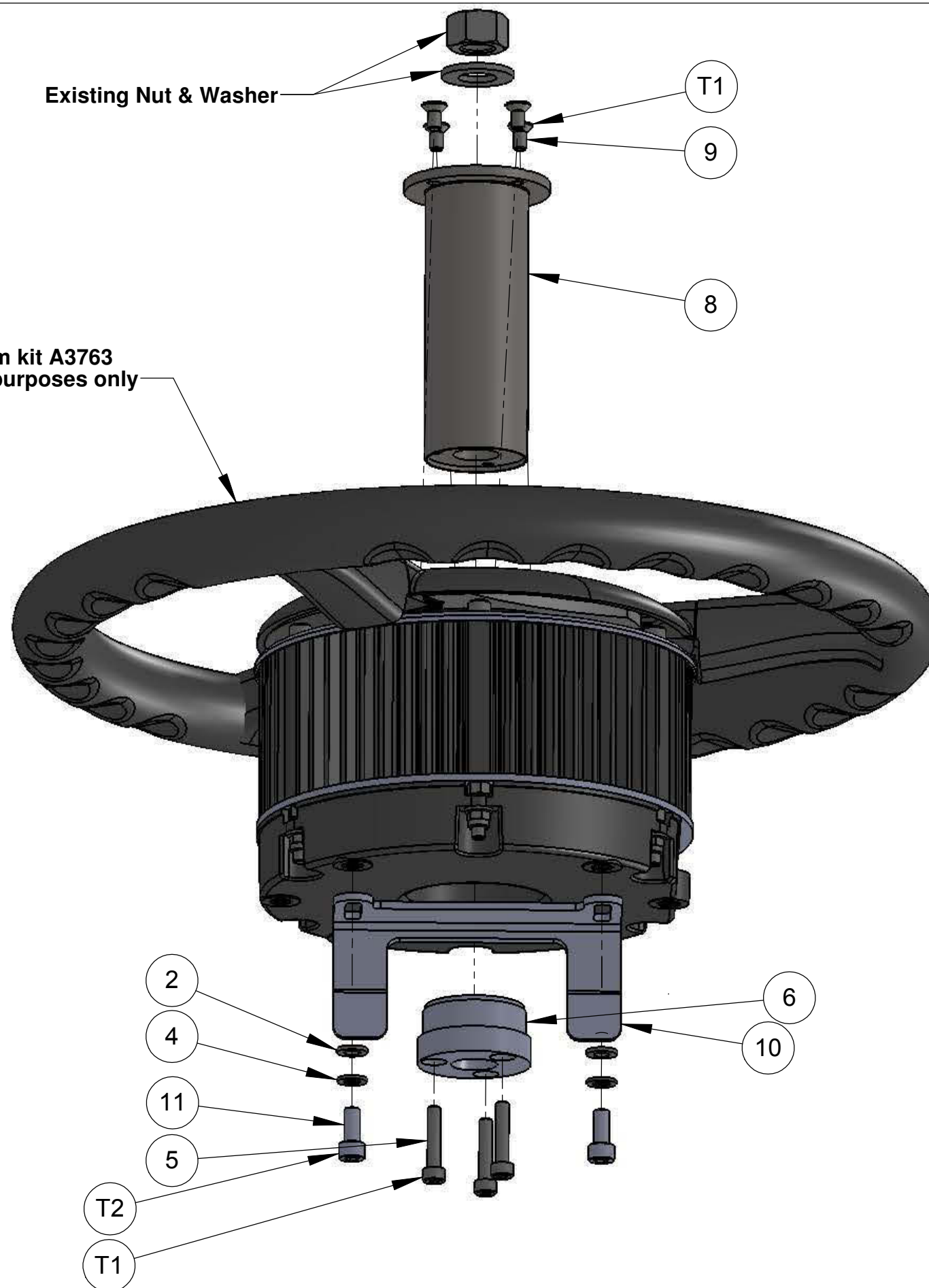
COPYRIGHT: THIS DRAWING IS THE PROPERTY OF TOPCON PRECISION AGRICULTURE. IT MAY NOT BE REPRODUCED IN WHOLE OR IN PART WITHOUT THEIR WRITTEN PERMISSION

Torque settings

Item No.	Thread spec	Torque (Nm)	No. off
T1	M5x0.8	6	7
T2	M6x1.0	8	2

Adaptor kit parts list

ITEM NO.	PART NUMBER	DrawNo	DESCRIPTION	QTY.
2	F200		Washer - Plain M6 - ZP	2
4	F454		Washer - Spring M6 - ZP	2
5	F453		Screw - M5 x 25 SHCS - ZP	3
6	M292	002888	Spline adaptor	1
8	M307	002938	Adaptor shaft	1
9	F463		Screw - M5 x 10 SH C/SK - ZP	4
10	AGB1170	002965	Anti-rotation bracket	1
11	AGF481		Screw - M6x14 SHCS - ZP	2

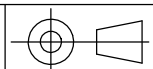


**CAD MODEL AVAILABLE**  
Remove all burrs and sharp edges

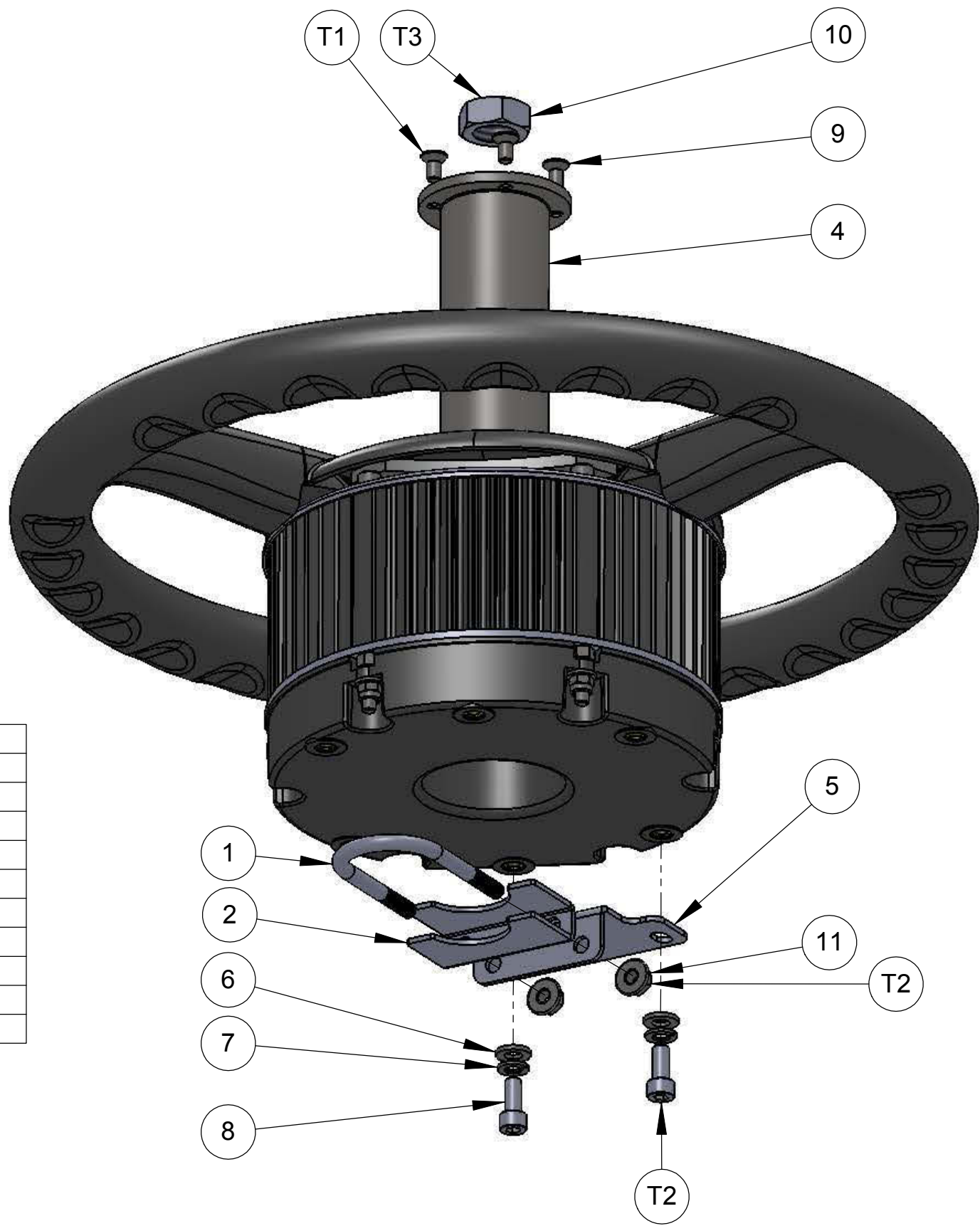
REV	DATE	ECO	DESCRIPTION	DRWN	APPD	MATERIAL	MACHINING TOLERANCES	DATE	PART OF ASSY	PART NUMBER	PROJECT	SHEET SIZE
1.0	22/06/09		Production release	RC	MW		X ± 1 X.X ± 0.2 X.XX ± AS STATED ANGULAR ± 0.25°	18/05/09		AGA3827	2129	A3
1.1	06/08/09	361	AGF481 were F455	RC	MW			17/06/09		Adaptor kit - Electric steer unit		SCALE 1:2
								19/06/09				SHEET 1 OF 1
												REVISION 1.1



PART NO  
**AGA3960**



PART OF ASSY



Torque settings

Item No.	Thread spec.	Torque (Nm)	No. off
T1	M5x0.8	6	4
T2	M6x1.0	8	4
T3	3/4-10 UNC	Refer OEM spec.	1

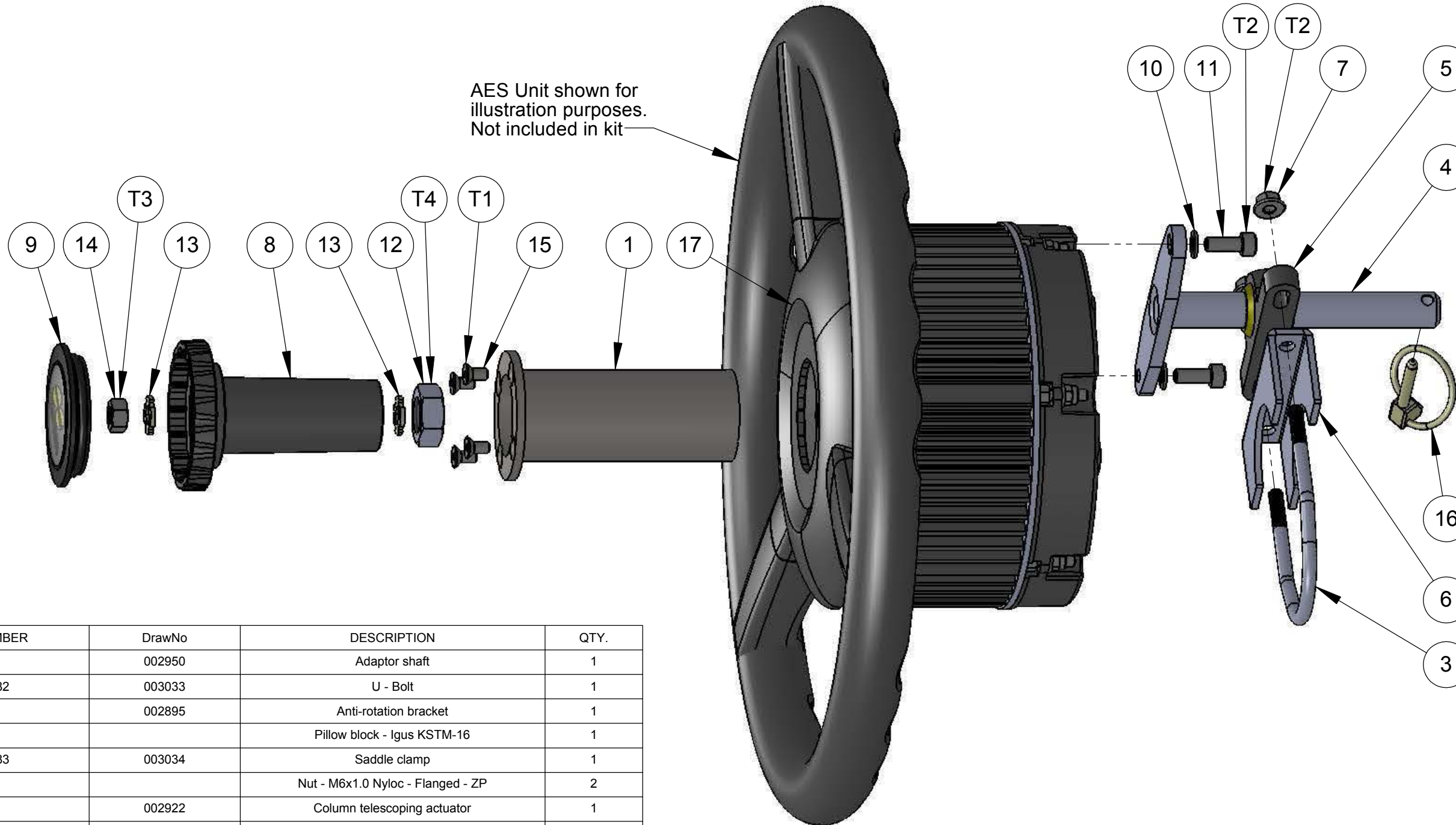
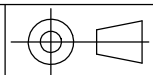
ITEM NO.	PART NUMBER	DrawNo	DESCRIPTION	QTY.
1	AGB1179	003022	U - Bolt	1
2	AGB1180	003023	Saddle clamp	1
4	M312	002950	Adaptor shaft	1
5	AGB1181	003024	Anti - rotation bracket	1
6	F200		Washer - M6 Plain - ZP	2
7	F454		Washer - M6 Spring - ZP	2
8	AGF481		Screw - M6x14 SHCS - ZP	2
9	F463		Screw - M5 x 10 SH C/SK - ZP	4
10	AGF487	003020	Special Nut - 3/4-10 UNC	1
11	F466		Nut - M6 x 1.0 Nyloc - Flanged - ZP	2

**CAD MODEL AVAILABLE**  
Remove all burrs and sharp edges

REV	DATE	ECO	DESCRIPTION	DRWN	APPD	MATERIAL	MACHINING TOLERANCES	DRAWN BY	DATE	PART OF ASSY	PART NUMBER	PROJECT	SHEET SIZE
1.0	13/10/09		Production release	RC	MW		X: ± 1 X.X ± 0.2 X.XX ± AS STATED ANGULAR ± 0.25°	RC	24/08/09	PART OF ASSY	AGA3960	2129	A3
							HARNES TOLERANCES 0-300 +5 / -3 300-1000 +10 / -5 1000-3000 +20 / -10 3000-5000 +40 / -20 STRIP LENGTHS +0.5 / -0	OM	13/10/09	MACHINE FINISH 3.2	Adaptor kit - AES-25		SCALE 1:2
								MW	13/10/09	DO NOT SCALE UNLESS OTHERWISE STATED. ALL DIMENSIONS ARE IN MILLIMETERS			SHEET 1 OF 1
											DRAWING NO. 003010	DRAWING STANDARD AS1100	REVISION 1.0
											SECURITY CLASS CONFIDENTIAL		

PART NO  
**AGA3974**

PART OF ASSY



ITEM NO.	PART NUMBER	DrawNo	DESCRIPTION	QTY.
1	M312	002950	Adaptor shaft	1
3	AGB1182	003033	U - Bolt	1
4	B154	002895	Anti-rotation bracket	1
5	B166		Pillow block - Igus KSTM-16	1
6	AGB1183	003034	Saddle clamp	1
7	F466		Nut - M6x1.0 Nyloc - Flanged - ZP	2
8	M297	002922	Column telescoping actuator	1
9	AGA3902	002976	Centre cap assembly	1
10	F454		Washer - M6 Spring - ZP	2
11	F455		Screw - M6 x 16 SHCS - ZP	2
12	AGF470	002966	Nut - Special M18	1
13	M298	002923	Column telescoping actuator plate	2
15	F463		Screw - M5 x 10 SH C/SK - ZP	4
16	F465		Lynchpin 3/16 x 1-1/4"	1
17	M303	002931	Steering wheel centre cover	1

Torque settings

Item No.	Thread spec.	Torque (Nm)	No. off
T1	M5 x 0.8	6	4
T2	M6 x 1.0	8	4
T3	M8 x 1.25	Refer OEM spec.	1
T4	M20 x 1.5	Refer OEM spec.	1

**CAD MODEL AVAILABLE**  
Remove all burrs and sharp edges  
3D CAD data is master

REV	DATE	ECO	DESCRIPTION	DRWN	APPD	MATERIAL	MACHINING TOLERANCES	FINISH	HARNESS TOLERANCES	DRAWN BY	DATE	PART OF ASSY	PART NUMBER	PROJECT	SHEET SIZE
1.0	25/09/09		Production release	RC	MW		X: ± 1 X.X ± 0.2 X.XX ± AS STATED ANGULAR ± 0.25°		0-300 +5 / -3 300-1000 +10 / -5 1000-3000 +20 / -10 3000-5000 +40 / -20 STRIP LENGTHS +0.5 / -0	RC	27/08/09		AGA3974	2129	A3
										OM	25/09/09	MACHINE FINISH 3.2	AGA3974	2129	SCALE 1:2
										MW	25/09/09	DO NOT SCALE UNLESS OTHERWISE STATED. ALL DIMENSIONS ARE IN MILLIMETERS	Adaptor kit - AES-25		SHEET 1 OF 1
													DRAWING NO. 003035	DRAWING STANDARD AS1100	REVISION 1.0
													SECURITY CLASS CONFIDENTIAL		

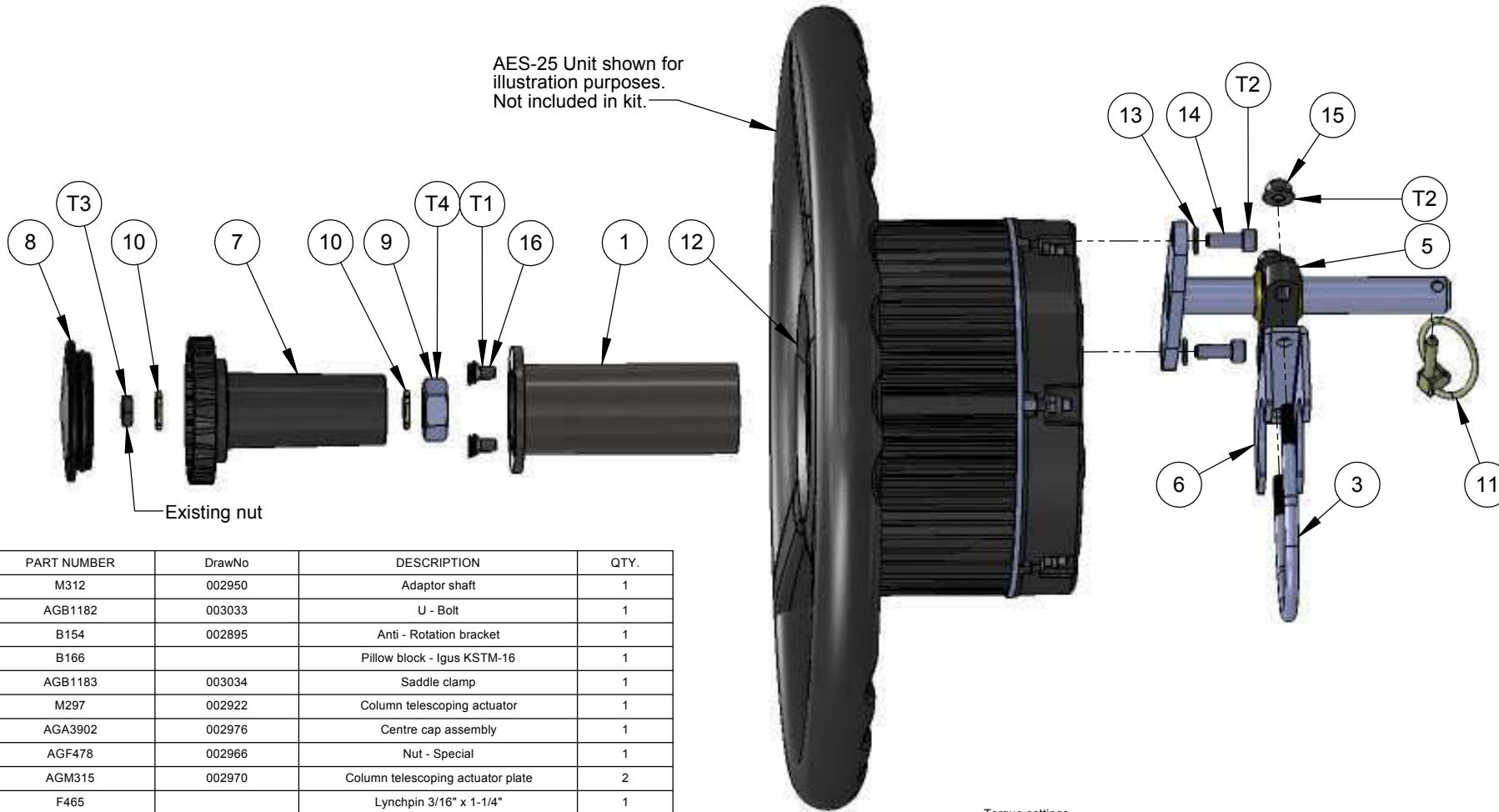




PART NO  
**AGA4037**



PART OF ASSY



ITEM NO.	PART NUMBER	DrawNo	DESCRIPTION	QTY.
1	M312	002950	Adaptor shaft	1
3	AGB1182	003033	U - Bolt	1
4	B154	002895	Anti - Rotation bracket	1
5	B166		Pillow block - Iigus KSTM-16	1
6	AGB1183	003034	Saddle clamp	1
7	M297	002922	Column telescoping actuator	1
8	AGA3902	002976	Centre cap assembly	1
9	AGF478	002966	Nut - Special	1
10	AGM315	002970	Column telescoping actuator plate	2
11	F465		Lynchpin 3/16" x 1-1/4"	1
12	M303	002931	Steering wheel centre cover	1
13	F454		Washer - Spring M6 - ZP	2
14	F455		Screw - M6 x 16 SHCS - ZP	2
15	F466		Nut - M6 x 1.0 - Nyloc flanged - ZP	2
16	F463		Screw - M5 x 10 SH C/SK - ZP	4

Torque settings

Item No.	Thread spec.	Torque (Nm)	No. off
T1	M5 x 0.8	6	4
T2	M6 x 1.0	8	4
T3	M8 x 1.25	Refer OEM spec.	1
T4	13/16 UN - 20	Refer OEM spec.	1


**CAD MODEL AVAILABLE**  
Remove all burrs and sharp edges  
3D CAD data is master

REV	DATE	ECO	DESCRIPTION	DRWN	APPD	MATERIAL	MACHINING TOLERANCES	DRAWN BY	DATE	PART OF ASSY	PART NUMBER	PROJECT	SHEET SIZE						
1.0	26/10/09		Production release	RC	MW		0.300 ± 0.1 0.300-1000 +0/-0.5 1000-3000 +0.1/-1.0 3000-5000 +0/-2.0 STRIP LENGTHS +0.5/-0	RC	26/10/09		AGA4037	2129	A3						
1.0.1	11/11/09		Balloon added to item 5	RC	MW		X.XX ± 0.2 X.XX ± 0.25*	OM	28/10/09				SCALE 1:2						
1.2	28/04/11	609	AGM315 replaces M298	RC	KM			MW	28/10/09				SHEET 1 OF 1						
							HARNES TOLERANCES 0-300 +5/-3 300-1000 +10/-5 1000-3000 +20/-10 3000-5000 +40/-20 STRIP LENGTHS +0.5/-0	FINISH MACHINING FINISH 3.2 DO NOT SCALE UNLESS OTHERWISE STATED. ALL DIMENSIONS ARE IN MILLIMETERS.		TITLE Adaptor kit - AES-25		DRAWING NO. 003133		DRAWING STANDARD AS1100		SECURITY CLASS CONFIDENTIAL		REVISION 1.2	
							14 PARK WAY MAWSON LAKES SOUTH AUSTRALIA 5095		PHONE: (+618)82033300 FAX: 1300307205 EMAIL: info@kee.com.au WEB: www.kee.com.au		DRAWING NO. 003133		DRAWING STANDARD AS1100		SECURITY CLASS CONFIDENTIAL		REVISION 1.2		



PART NO  
**AGA4063**

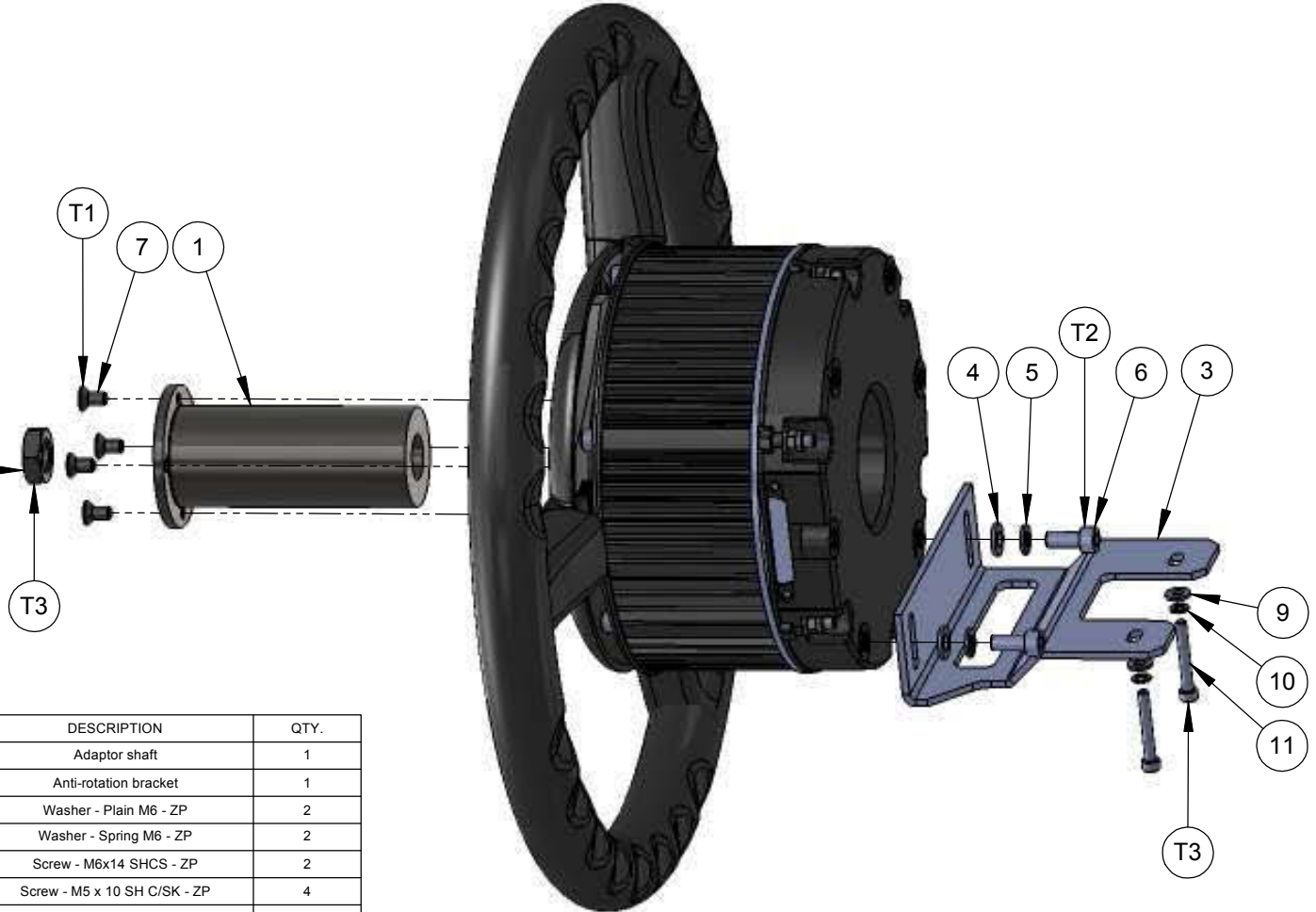
PART OF ASSY



Torque settings

Item No.	Thread spec.	Torque (Nm)	No. off
T1	M5x0.8	6	4
T2	M6x1.0	8	2
T3	M14	Refer OEM spec.	1

Existing factory fitted nut



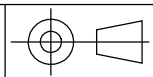
ITEM NO.	PART NUMBER	DrawNo	DESCRIPTION	QTY.
1	AGM340	003186	Adaptor shaft	1
3	AGB1205	003162	Anti-rotation bracket	1
4	F200		Washer - Plain M6 - ZP	2
5	F454		Washer - Spring M6 - ZP	2
6	AGF481		Screw - M6x14 SHCS - ZP	2
7	F463		Screw - M5 x 10 SH C/SK - ZP	4
9	F405		Washer - M4 Plain - ZP	2
10	F404		Washer - M4 Spring - ZP	2
11	AGF495		Screw - M4 x 30 SHCS - ZP	2

**CAD MODEL AVAILABLE**

Remove all burrs and sharp edges  
3D CAD data is master

REV	DATE	ECO	DESCRIPTION	DRWN	APPD	MATERIAL	MACHINING TOLERANCES	DRAWN BY	DATE	PART OF ASSY	PART NUMBER	PROJECT	SHEET SIZE
1.0	10/12/09		Production release	RC	MW		X ± 1 X.X ± 0.2 X.XX ± 0.125	RC	17/11/09		AGA4063	2129	A3
1.0.1	18/12/09		Item 1 drawing number changed	RC	MW		ANGULAR ± 0.25*	OM	10/12/09	MACHINE FINISH			SCALE 1:2
						FINISH	HARNES TOLERANCES 0-300 +5/-3 300-1000 +10/-5 1000-3000 +20/-10 3000-5000 +40/-20 STRIP LENGTHS +0.5/-0	MW	10/12/09	3.2	DO NOT SCALE UNLESS OTHERWISE STATED. ALL DIMENSIONS ARE IN MILLIMETERS.		SHEET 1 OF 1
													REVISION 1.0.1
											DRAWING NO. 003163	DRAWING STANDARD AS1100	SECURITY CLASS CONFIDENTIAL


PART NO  
**AGA4083**  
PART OF ASSY



Torque settings

Item No.	Thread spec.	Torque (Nm)	No. off
T1	M5 x 0.5	6	7
T2	M6 x 1.0	8	4
T3	M14	Refer OEM Spec	1

Existing factory fitted nut



ITEM NO.	PART NUMBER	DrawNo	DESCRIPTION	QTY.
1	M292	002888	Spline adaptor	1
2	AGM342	003139	Adaptor shaft	1
4	AGB1208	003190	Anti-rotation bracket	1
5	AGB1209	003191	Anti-rotation bracket	1
6	F200		Washer - Plain M6 - ZP	4
7	F454		Washer - Spring M6 - ZP	4
8	AGF481		Screw - M6x14 SHCS - ZP	4
9	F463		Screw - M5 x 10 SH C/SK - ZP	4
11	F453		Screw - M5 x 25 SHCS - ZP	3

**CAD MODEL AVAILABLE**  
Remove all burrs and sharp edges  
3D CAD data is master

REV	DATE	ECO	DESCRIPTION	DRWN	APPD	MATERIAL	MACHINING TOLERANCES	DRAWN BY	DATE	PART OF ASSY	PART NUMBER	PROJECT	SHEET SIZE	
1.0	20/01/10		Production release	RC	AD		X ± 1 XX ± 0.2 XXX ± AS STATED ANGULAR ± 0.25°	RC	18/12/09		AGA4083	2129	A3	
							HARNES TOLERANCES 0-300 +5 / -3 300-1000 +10 / -5 1000-3000 +20 / -10 3000-5000 +40 / -20 STRIP LENGTHS +0.5 / -0	OM	20/01/10	MACHINE FINISH 3.2	AES-25 Adaptor kit		1 OF 1	
								AD	20/01/10	DO NOT SCALE UNLESS OTHERWISE STATED. ALL DIMENSIONS ARE IN MILLIMETERS			SHEET	
											DRAWING NO. 003189	DRAWING STANDARD AS1100	SECURITY CLASS CONFIDENTIAL	REVISION 1.0

# ***System 200***

## ***AES-25 Electric Steering***

### ***Vehicle Adaptor Kits***

#### ***Ford***



*X30 Console*

*AES-25 Electric Steering*

#### **Contents**

- AGA4138

PART NO  
**AGA4138**



PART OF ASSY



Torque settings

Item No.	Thread spec.	Torque (Nm)	No. off
T1	M5 x 0.8	6	4
T2	M6 x 1.0	8	9
T3	M14	Refer OEM spec	1

ITEM NO.	PART NUMBER	DrawNo	DESCRIPTION	QTY.
1	AGM358	003218	Adaptor shaft	1
3	B154	002895	Anti-rotation bracket	1
4	B166		Pillow block - Igus KSTM-16	1
5	AGB1215	003215	U-Bolt	1
6	AGB1216	003216	Saddle clamp	1
7	F466		Nut - M6 x 1.0 - Nyloc flanged - ZP	6
8	AGB1217	003217	Anti-rotation bracket	1
9	F200		Washer - Plain M6 - ZP	3
10	F454		Washer - Spring M6 - ZP	3
11	AGF481		Screw - M6x14 SHCS - ZP	3
12	F463		Screw - M5 x 10 SH C/SK - ZP	4
14	AGF509		Bolt - Hex Hd 5/16"-18 UNC - Full thread - ZP	1
15	F456		Washer - M8 Spring - ZP	2
16	M297	002922	Column telescoping actuator	1
17	AGM315	002970	Column telescoping actuator plate	1
18	AGF514		Nut - 5/16 UNC Plain - ZP	1
19	F083		Washer - M8 Plain - ZP	1
20	AGA3902	002976	Centre cap assembly	1
21	M303	002931	Steering wheel centre cover	1

**CAD MODEL AVAILABLE**  
Remove all burrs and sharp edges

REV	DATE	ECO	DESCRIPTION	DRWN	APPD	MATERIAL	MACHINING TOLERANCES	DRAWN BY	DATE	PART OF ASSY	PART NUMBER	PROJECT	SHEET SIZE	
1.0	19/02/10		Production release	RC	AD		X ± 1 X.X ± 0.2 X.XX ± 0.125	RC	19/01/10		AGA4138	2129	A3	
1.0.1	22/03/10		Item 18 corrected from F030 (M8)	RC	AD		ANGULAR ± 0.25*	OM	19/02/10		AGA4138	2129	SCALE 1:2	
						FINISH	HARNESSTOLERANCES 0-300 +5/-3 300-1000 +10/-5 1000-3000 +20/-10 3000-5000 +40/-20 STRIP LENGTHS +0.5/-0	AD	19/02/10	MACHINE FINISH 3.2	AES-25 Adaptor kit		SHEET 1 OF 1	
										DO NOT SCALE UNLESS OTHERWISE STATED. ALL DIMENSIONS ARE IN MILLIMETERS.	DRAWING NO.	DRAWING STANDARD	SECURITY CLASS	REVISION
											003214	AS1100	CONFIDENTIAL	1.0.1



# ***System 200***

## ***AES-25 Electric Steering***

### ***Vehicle Adaptor Kits***

### ***Massey Ferguson***



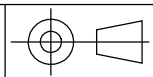
*X30 Console*

*AES-25 Electric Steering*

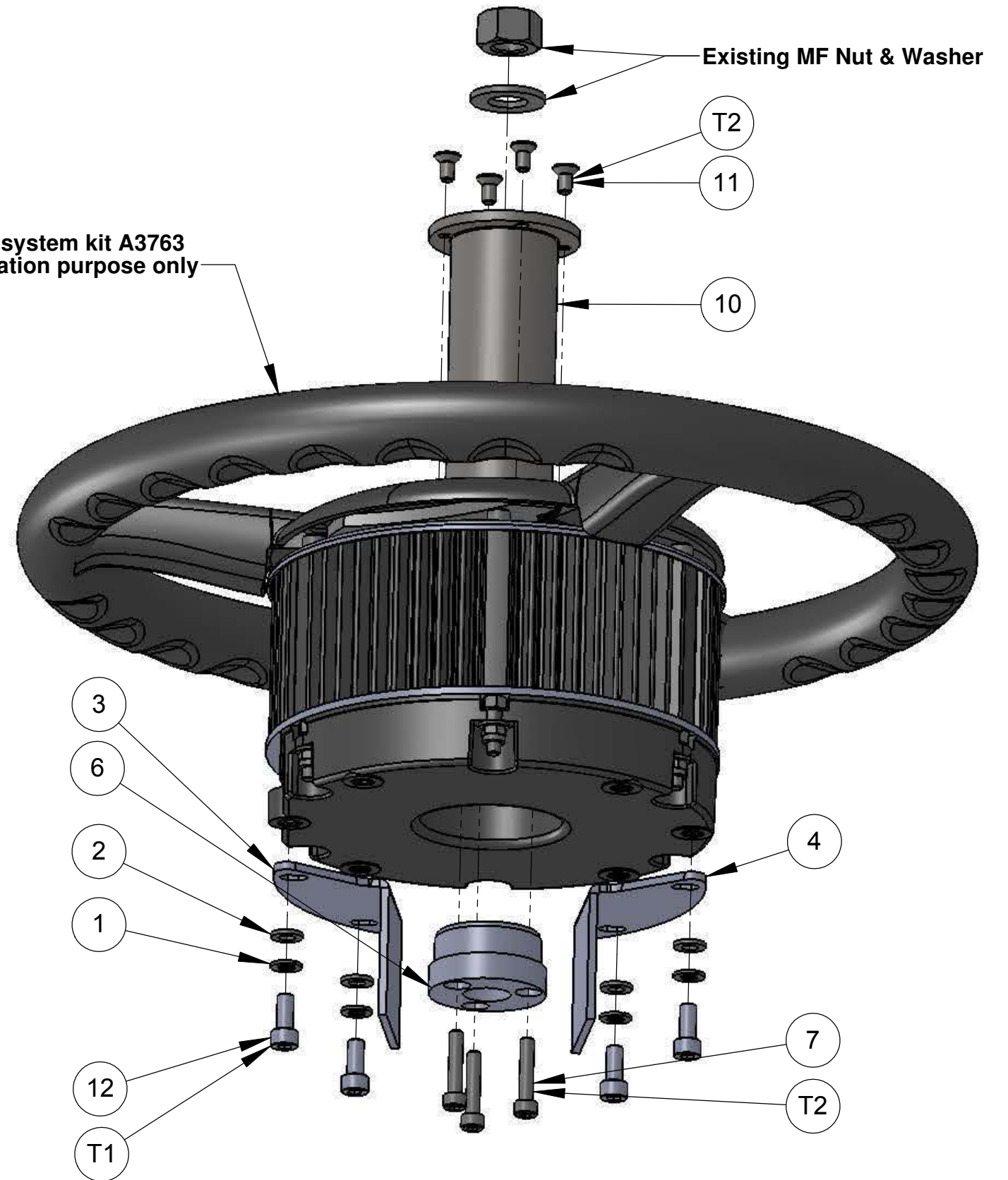
#### **Contents**

- AGA3764
- AGA4039
- AGA4110
- AGA4111
- AGA4114
- AGA4118

PART NO  
**AGA3764**  
PART OF ASSY



Electric steering system kit A3763  
Shown for illustration purpose only



Torque settings

Item No.	Thread Spec.	Torque (Nm)	No. off
T1	M6 x 1.0	8	4
T2	M5 x 0.8	6	7

Adaptor kit parts list

ITEM NO.	PART NUMBER	DrawNo	DESCRIPTION	QTY.
1	F454		Spring washer - M6 DIN127	4
2	F200		Washer - M6 flat - ZP	4
3	B153	002890	Anti-rotation bracket - Rear	1
4	B152	002889	Anti-rotation bracket - Front	1
6	M292	002888	Spline adaptor - Massey	1
7	F453		Screw - M5 x 25 SHCS - ZP	3
10	M307	002938	Adaptor shaft	1
11	F463		Screw - M5x10 SH C/SK - ZP	4
12	AGF481		Screw - M6x14 SHCS - ZP	4

Remove all burrs and sharp edges

**CAD MODEL AVAILABLE**

REV	DATE	ECO	DESCRIPTION	DRWN	APPD	MATERIAL	MACHINING TOLERANCES	DRAWN BY	DATE	PART OF ASSY	PART NUMBER	PROJECT	SHEET SIZE	
1.0	22/06/09		Production release	RC	MW	N/A	X ± 1 X.X ± 0.2 X.XX ± AS STATED ANGULAR ± 0.25°	RC	06/02/09		AGA3764	2129	A3	
1.1	28/07/09	355	M307 was M305, B152 & 153 now at rev. 1.1.	RC	MW			OM	17/06/09	MACHINE FINISH 3.2			SCALE 1:2	
1.2	06/08/09	361	AGF481 were F455	RC	MW			MW	17/06/09	DO NOT SCALE UNLESS OTHERWISE STATED. ALL DIMENSIONS ARE IN MILLIMETERS	Adaptor kit - Electric steer unit		SHEET 1 OF 1	
						FINISH N/A	HARNES TOLERANCES 0-300 +5 / -3 300-1000 +10 / -5 1000-3000 +20 / -10 3000-5000 +40 / -20 STRIP LENGTHS +0.5 / -0	14 PARK WAY MAWSON LAKES SOUTH AUSTRALIA 5095 PHONE: (+618)82033300 FAX: 1300307205 EMAIL: info@kee.com.au WEB: www.kee.com.au		DRAWING NO.	DRAWING STANDARD	SECURITY CLASS	REVISION	
											002900	AS1100	CONFIDENTIAL	1.2

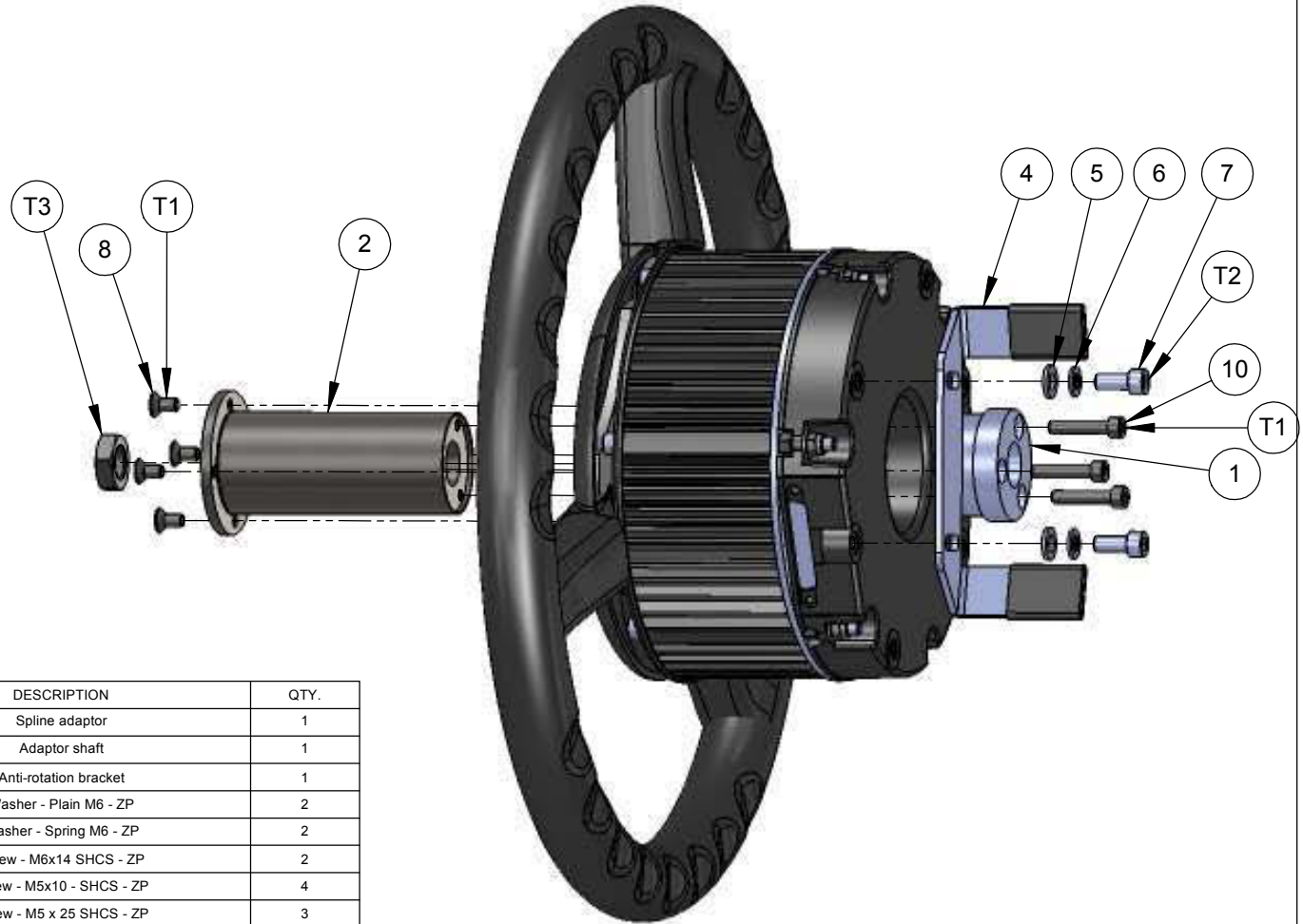
PART NO  
**AGA4039**



PART OF ASSY

Torque settings

Item No.	Thread Spec.	Torque (Nm)	No. off
T1	M6 x 1.0	8	4
T2	M5 x 0.8	6	7
T3	M14	Refer OEM spec	1



ITEM NO.	PART NUMBER	DrawNo	DESCRIPTION	QTY.
1	M292	002888	Spline adaptor	1
2	AGM342	003139	Adaptor shaft	1
4	AGB1200	003138	Anti-rotation bracket	1
5	F200		Washer - Plain M6 - ZP	2
6	F454		Washer - Spring M6 - ZP	2
7	AGF481		Screw - M6x14 SHCS - ZP	2
8	F463		Screw - M5x10 - SHCS - ZP	4
10	F453		Screw - M5 x 25 SHCS - ZP	3

**CAD MODEL AVAILABLE**

Remove all burrs and sharp edges  
3D CAD data is master

REV	DATE	ECO	DESCRIPTION	DRWN	APPD	MATERIAL	MACHINING TOLERANCES	DRAWN BY	DATE	PART OF ASSY	PART NUMBER	PROJECT	SHEET SIZE
1.0	19/02/10		Production release	RC			X ± 1 X.X ± 0.2 X.XX ± AS STATED ANGULAR ± 0.25°	RC	03/10/09		AGA4039	2129	A3
							HARNES TOLERANCES 0-300 +5/-3 300-1000 +10/-5 1000-3000 +20/-10 3000-5000 +40/-20 STRIP LENGTHS +0.5/-0	OM	19/02/10	MACHINE FINISH 3.2	AES-25 Adaptor kit		SCALE 1:1
						FINISH		AD	19/02/10	DO NOT SCALE UNLESS OTHERWISE STATED. ALL DIMENSIONS ARE IN MILLIMETERS.			SHEET 1 OF 1
								14 PARK WAY MAWSON LAKES SOUTH AUSTRALIA 5095 PHONE: (+618)82033300 FAX: 1300307205 EMAIL: info@kee.com.au WEB: www.kee.com.au		DRAWING NO. 003137	DRAWING STANDARD AS1100	SECURITY CLASS CONFIDENTIAL	REVISION 1.0

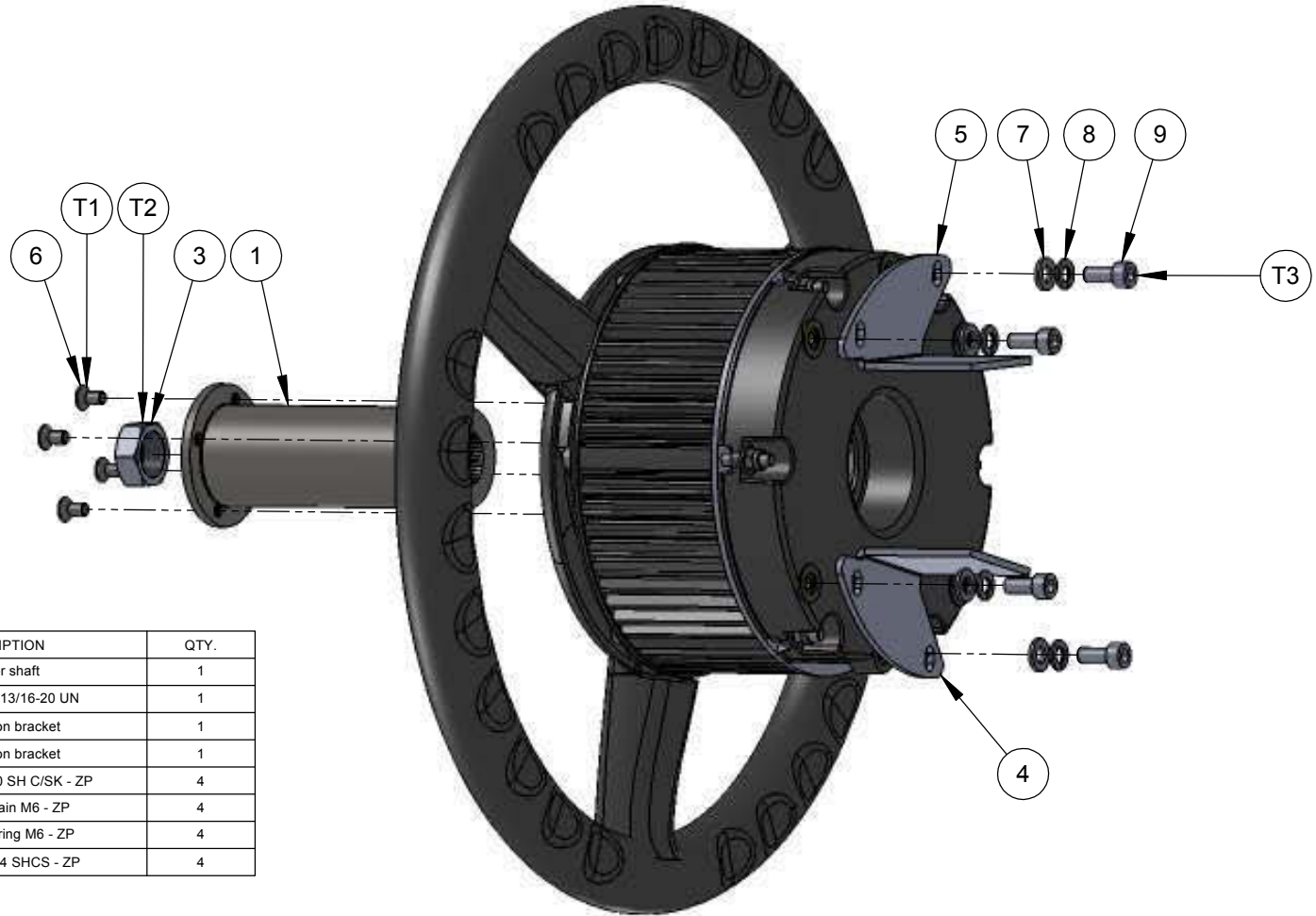
PART NO  
**AGA4110**



PART OF ASSY

Torque settings

Item No.	Thread spec.	Torque (Nm)	No. off
T1	M5 x 0.8	6	4
T2	M6 x 1.0	8	4
T3	13/16 - 20 UN	Refer OEM Spec.	1



ITEM NO.	PART NUMBER	DrawNo	DESCRIPTION	QTY.
1	AGM317	003009	Adaptor shaft	1
3	AGF478	002971	Special Nut - 13/16-20 UN	1
4	B152	002889	Anti-rotation bracket	1
5	B153	002890	Anti-rotation bracket	1
6	F463		Screw - M5 x 10 SH C/SK - ZP	4
7	F200		Washer - Plain M6 - ZP	4
8	F454		Washer - Spring M6 - ZP	4
9	AGF481		Screw - M6x14 SHCS - ZP	4

**CAD MODEL AVAILABLE**

Remove all burrs and sharp edges  
3D CAD data is master

REV	DATE	ECO	DESCRIPTION	DRWN	APPD	MATERIAL	MACHINING TOLERANCES	DRAWN BY	DATE	PART OF ASSY	PART NUMBER	PROJECT	SHEET SIZE
1.0	03/02/11		Production release	RC	KM		X ± 1 X.X ± 0.2 X.XX ± AS STATED ANGULAR ± 0.25*	RC	04/01/10		AGA4110	2129	A3
						FINISH	HARNESSTOLERANCES 0-300 +5/-3 300-1000 +10/-5 1000-3000 +20/-10 3000-5000 +40/-20 STRIP LENGTHS +0.5/-0	OM	03/02/11	MACHINE FINISH 3.2	AES-25 Adaptor kit		SCALE 1:2
								KM	03/02/11	DO NOT SCALE UNLESS OTHERWISE STATED. ALL DIMENSIONS ARE IN MILLIMETERS.			SHEET 1 OF 1
										14 PARK WAY MAWSON LAKES SOUTH AUSTRALIA 5095	DRAWING NO. 003198	DRAWING STANDARD AS1100	REVISION 1.0
										PHONE: (+618)82033300 FAX: 1300307205 EMAIL: info@kee.com.au WEB: www.kee.com.au	SECURITY CLASS CONFIDENTIAL		



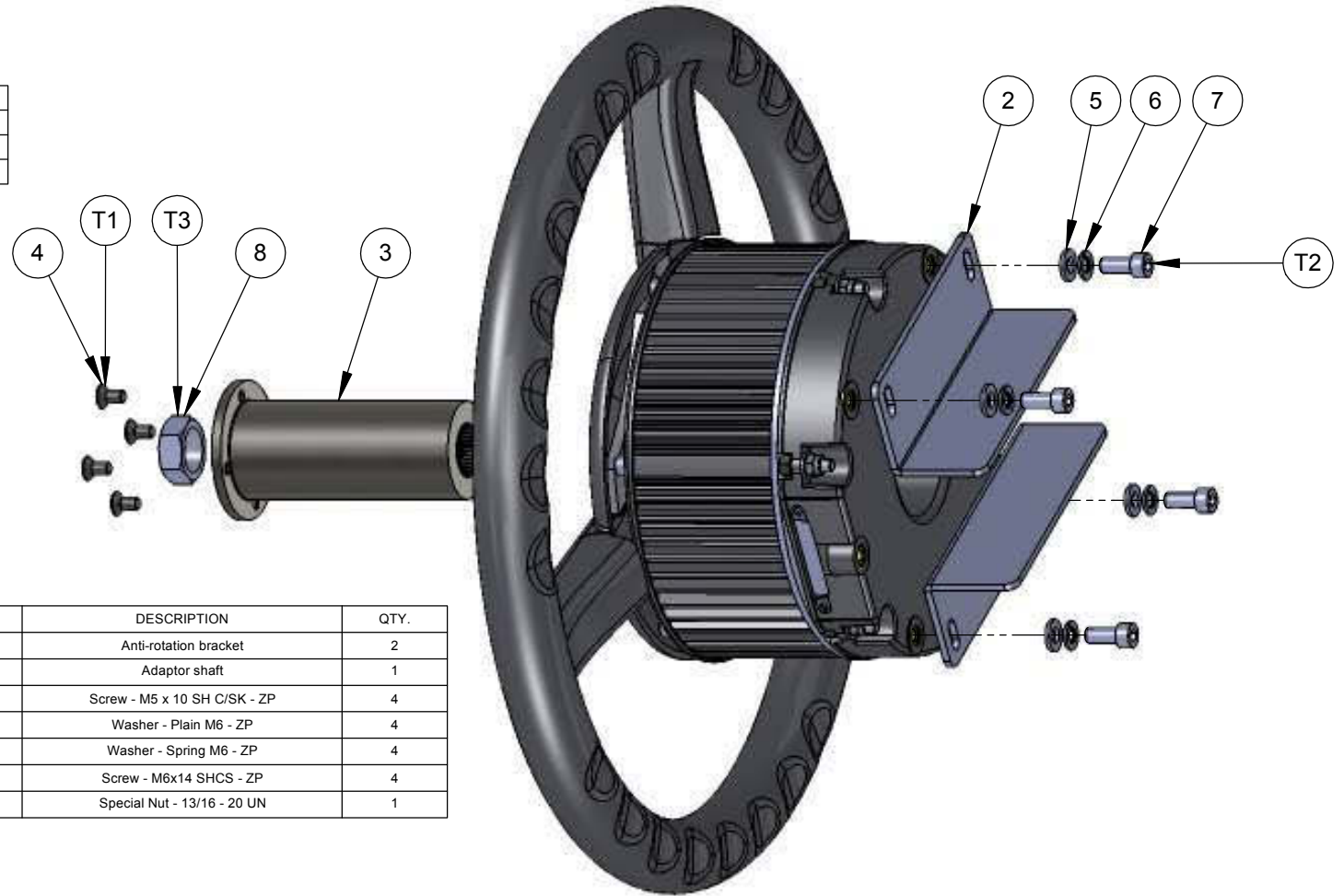
PART NO  
**AGA4111**



PART OF ASSY

Torque settings

Item No.	Thread spec.	Torque (Nm)	No. off
T1	M5 x 0.8	6	4
T2	M6 x 1.0	8	4
T3	13/16-20 UN	Refer OEM	1



ITEM NO.	PART NUMBER	DrawNo	DESCRIPTION	QTY.
2	AGB1211	003200	Anti-rotation bracket	2
3	M312	002950	Adaptor shaft	1
4	F463		Screw - M5 x 10 SH C/SK - ZP	4
5	F200		Washer - Plain M6 - ZP	4
6	F454		Washer - Spring M6 - ZP	4
7	AGF481		Screw - M6x14 SHCS - ZP	4
8	AGF478	002971	Special Nut - 13/16 - 20 UN	1

**CAD MODEL AVAILABLE**

Remove all burrs and sharp edges  
3D CAD data is master

REV	DATE	ECO	DESCRIPTION	CHK	DRWN	APPD	MATERIAL	MACHINING TOLERANCES	DRAWN BY	DATE	PART OF ASSY	PART NUMBER	PROJECT	SHEET SIZE
1.0	20/09/10		Production release	OM	RC	KM		X ± 1 X.X ± 0.2 X.XX ± AS STATED ANGULAR ± 0.25°	RC	05/01/10		AGA4111	2129	A3
								HARNESSTOLERANCES 0-300 +5/-3 300-1000 +10/-5 1000-3000 +20/-10 3000-5000 +40/-20 STRIP LENGTHS +0.5/-0	OM	20/09/10	MACHINE FINISH 3.2	AES-25 Adaptor kit		SCALE 1:2
									KM	20/09/10	DO NOT SCALE UNLESS OTHERWISE STATED. ALL DIMENSIONS ARE IN MILLIMETERS.			SHEET 1 OF 1
												DRAWING NO. 003199	DRAWING STANDARD AS1100	REVISION 1.0
												SECURITY CLASS CONFIDENTIAL		

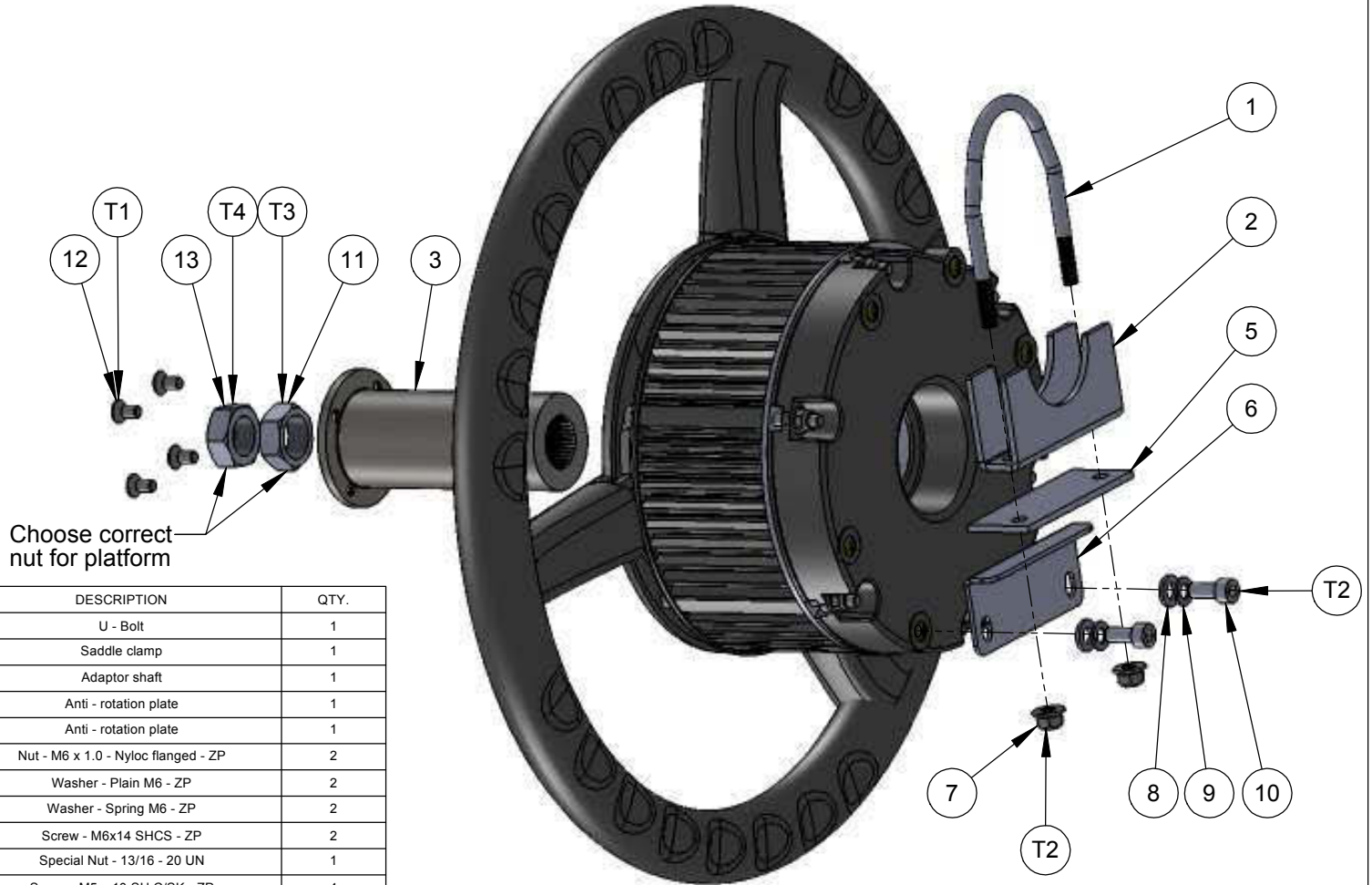
PART NO  
**AGA4114**



PART OF ASSY

**Torque settings**

Item No.	Thread spec.	Torque (Nm)	No. off
T1	M5 x 0.8	6	4
T2	M6 x 1.0	8	4
T3	13/16 - 20 UN	Refer OEM	1
T4	M18 x 1.5	Refer OEM	1



ITEM NO.	PART NUMBER	DrawNo	DESCRIPTION	QTY.
1	AGB1182	003033	U - Bolt	1
2	AGB1183	003034	Saddle clamp	1
3	M312	002950	Adaptor shaft	1
5	AGB1206	003169	Anti - rotation plate	1
6	AGM336	003113	Anti - rotation plate	1
7	F466		Nut - M6 x 1.0 - Nyloc flanged - ZP	2
8	F200		Washer - Plain M6 - ZP	2
9	F454		Washer - Spring M6 - ZP	2
10	AGF481		Screw - M6x14 SHCS - ZP	2
11	AGF478	002971	Special Nut - 13/16 - 20 UN	1
12	F463		Screw - M5 x 10 SH C/SK - ZP	4
13	AGF470	002966	Nut - Special M18	1

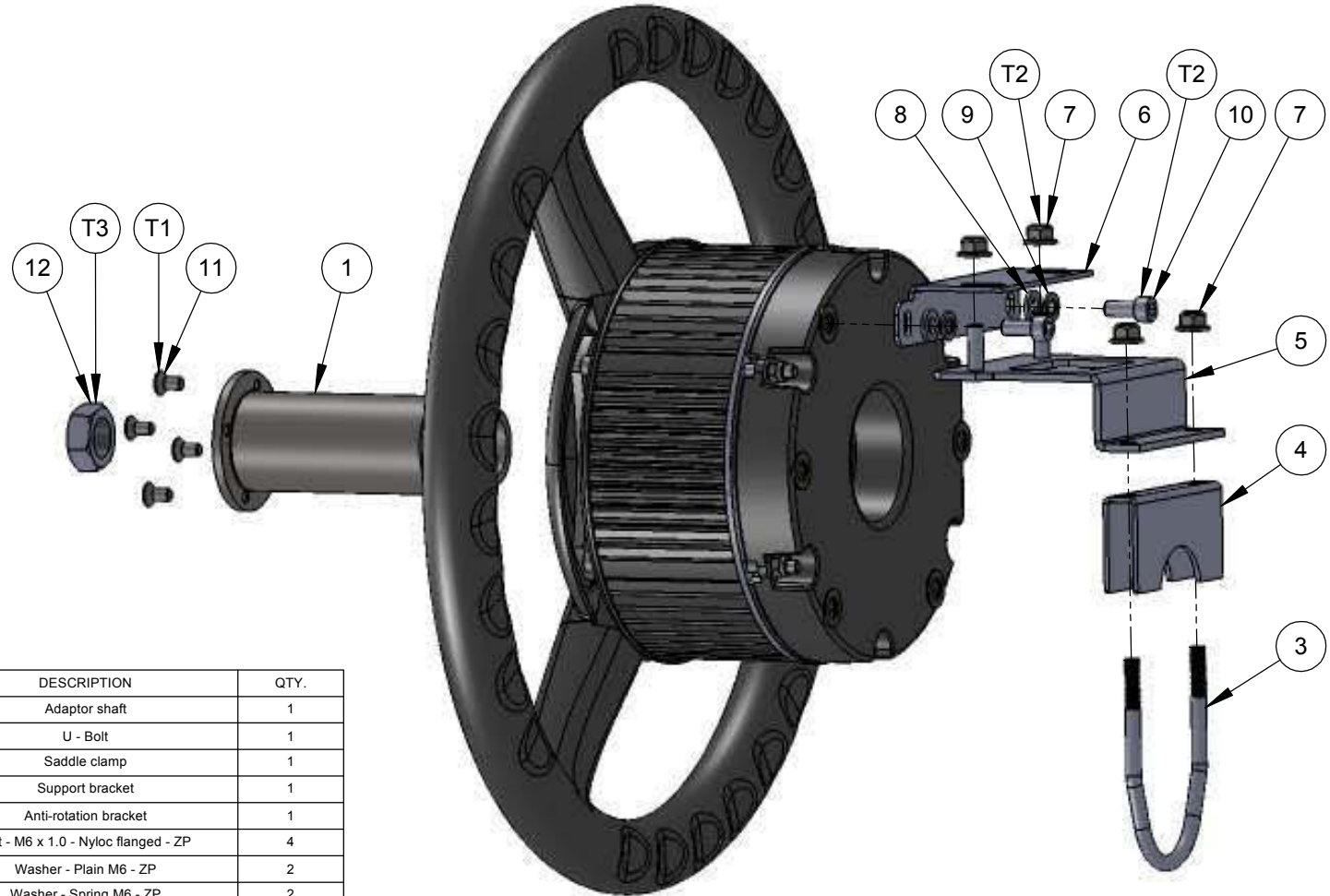
**CAD MODEL AVAILABLE**  
Remove all burrs and sharp edges  
3D CAD data is master

REV	DATE	ECO	DESCRIPTION	DRWN	APPD	MATERIAL	MACHINING TOLERANCES	DRAWN BY	DATE	PART OF ASSY	PART NUMBER	PROJECT	SHEET SIZE
1.0	02/02/11		Production release	RC	KM		X ± 1 X.X ± 0.2 X.XX ± AS STATED ANGULAR ± 0.25°	RC	06/01/10		AGA4114	2129	A3
							HARNES TOLERANCES 0-300 +5/-3 300-1000 +10/-5 1000-3000 +20/-10 3000-5000 +40/-20 STRIP LENGTHS +0.5/-0	OM	02/02/11	MACHINE FINISH 3.2	AES-25 Adaptor kit		SCALE 1:2
						FINISH		KM	02/02/11	DO NOT SCALE UNLESS OTHERWISE STATED. ALL DIMENSIONS ARE IN MILLIMETERS.			SHEET 1 OF 1
										14 PARK WAY MAWSON LAKES SOUTH AUSTRALIA 5095	003203	AS1100	REVISION 1.0
										PHONE: (+618)82033300 FAX: 1300307205 EMAIL: info@kee.com.au WEB: www.kee.com.au			

PART NO  
**AGA4118**



PART OF ASSY



Torque settings

Item No.	Thread spec.	Torque (Nm)	No. off
T1	M5 x 0.8	6	4
T2	M6 x 1.0	8	6
T3	M18 x 1.5	Refer OEM	1

ITEM NO.	PART NUMBER	DrawNo	DESCRIPTION	QTY.
1	AGM341	003136	Adaptor shaft	1
3	AGB1182	003033	U - Bolt	1
4	AGB1212	003207	Saddle clamp	1
5	AGB1204	003156	Support bracket	1
6	AGB1203	003155	Anti-rotation bracket	1
7	F466		Nut - M6 x 1.0 - Nyloc flanged - ZP	4
8	F200		Washer - Plain M6 - ZP	2
9	F454		Washer - Spring M6 - ZP	2
10	AGF481		Screw - M6x14 SHCS - ZP	2
11	F463		Screw - M5 x 10 SH C/SK - ZP	4
12	AGF470	002966	Nut - Special M18	1

**CAD MODEL AVAILABLE**  
Remove all burrs and sharp edges  
3D CAD data is master

REV	DATE	ECO	DESCRIPTION	DRWN	APPD	MATERIAL	MACHINING TOLERANCES	DRAWN BY	DATE	PART OF ASSY	PART NUMBER	PROJECT	SHEET SIZE
1.0	03/02/11		Production release	RC	KM		X ± 1 X.X ± 0.2 X.XX ± AS STATED ANGULAR ± 0.25°	RC	11/01/10		AGA4118	2129	A3
							HARNES TOLERANCES 0-300 +5/-3 300-1000 +10/-5 1000-3000 +20/-10 3000-5000 +40/-20 STRIP LENGTHS +0.5/-0	OM	03/02/11	MACHINE FINISH 3.2	DO NOT SCALE UNLESS OTHERWISE STATED. ALL DIMENSIONS ARE IN MILLIMETERS.		SCALE 1:2
						FINISH		KM	03/02/11		AES-25 Adaptor kit		SHEET 1 OF 1
										14 PARK WAY MAWSON LAKES SOUTH AUSTRALIA 5095	DRAWING NO. 003206	DRAWING STANDARD AS1100	SECURITY CLASS CONFIDENTIAL
										PHONE: (+618)82033300 FAX: 1300307205 EMAIL: info@kee.com.au WEB: www.kee.com.au			REVISION 1.0

COPYRIGHT. THIS DRAWING IS THE PROPERTY OF TOPCON PRECISION AGRICULTURE. IT MAY NOT BE REPRODUCED IN WHOLE OR IN PART WITHOUT THEIR WRITTEN PERMISSION.

UNLESS OTHERWISE STATED, ALL PRINTED COPIES OF THIS DOCUMENT ARE UNCONTROLLED. REFER TO DRAWING REGISTER FOR LATEST RELEASE.

# ***System 200***

## ***AES-25 Electric Steering***

### ***Vehicle Adaptor Kits***

#### ***AGCO***

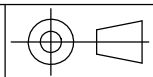


#### **Contents**

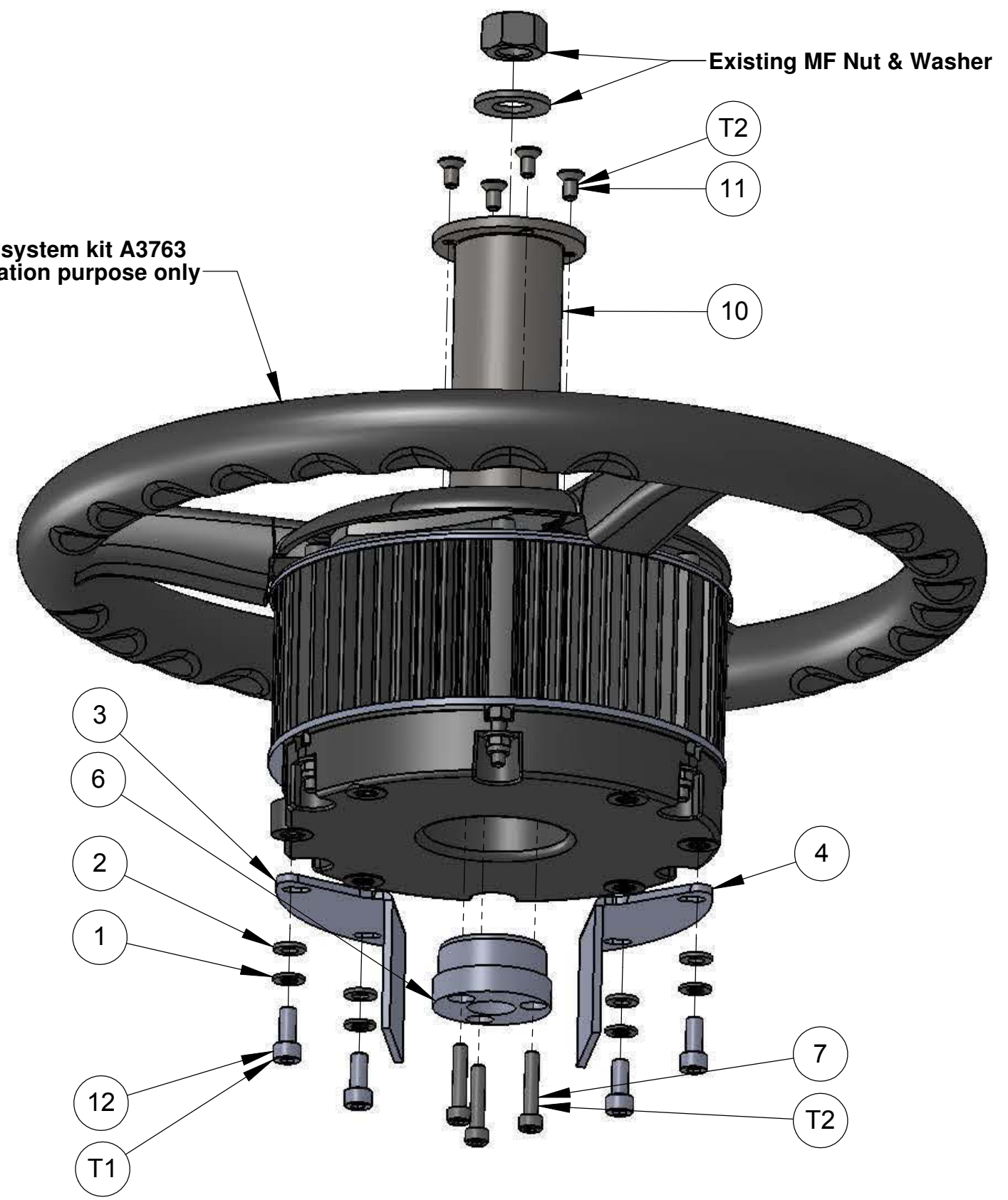
- AGA3764
- AGA3977
- AGA3979
- AGA3982
- AGA4039
- AGA4025



PART NO  
**AGA3764**  
PART OF ASSY



Electric steering system kit A3763  
Shown for illustration purpose only



Torque settings

Item No.	Thread Spec.	Torque (Nm)	No. off
T1	M6 x 1.0	8	4
T2	M5 x 0.8	6	7

Adaptor kit parts list

ITEM NO.	PART NUMBER	DrawNo	DESCRIPTION	QTY.
1	F454		Spring washer - M6 DIN127	4
2	F200		Washer - M6 flat - ZP	4
3	B153	002890	Anti-rotation bracket - Rear	1
4	B152	002889	Anti-rotation bracket - Front	1
6	M292	002888	Spline adaptor - Massey	1
7	F453		Screw - M5 x 25 SHCS - ZP	3
10	M307	002938	Adaptor shaft	1
11	F463		Screw - M5x10 SH C/SK - ZP	4
12	AGF481		Screw - M6x14 SHCS - ZP	4

Remove all burrs and sharp edges

**CAD MODEL AVAILABLE**

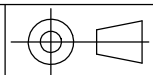
REV	DATE	ECO	DESCRIPTION	DRWN	APPD	MATERIAL	MACHINING TOLERANCES	DRAWN BY	DATE	PART OF ASSY	PART NUMBER	PROJECT	SHEET SIZE
1.0	22/06/09		Production release	RC	MW	N/A	X ± 1 X.X ± 0.2 X.XX ± AS STATED ANGULAR ± 0.25°	RC	06/02/09		AGA3764	2129	A3
1.1	28/07/09	355	M307 was M305, B152 & 153 now at rev. 1.1.	RC	MW			OM	17/06/09	MACHINE FINISH 3.2			SCALE 1:2
1.2	06/08/09	361	AGF481 were F455	RC	MW			MW	17/06/09	DO NOT SCALE UNLESS OTHERWISE STATED. ALL DIMENSIONS ARE IN MILLIMETERS	Adaptor kit - Electric steer unit		SHEET 1 OF 1
						FINISH N/A	HARNES TOLERANCES 0-300 +5 / -3 300-1000 +10 / -5 1000-3000 +20 / -10 3000-5000 +40 / -20 STRIP LENGTHS +0.5 / -0	14 PARK WAY MAWSON LAKES SOUTH AUSTRALIA 5095 PHONE: (+618)82033300 FAX: 1300307205 EMAIL: info@kee.com.au WEB: www.kee.com.au		DRAWING NO. 002900	DRAWING STANDARD AS1100	SECURITY CLASS CONFIDENTIAL	REVISION 1.2

COPYRIGHT: THIS DRAWING IS THE PROPERTY OF TOPCON PRECISION AGRICULTURE. IT MAY NOT BE REPRODUCED IN WHOLE OR IN PART WITHOUT THEIR WRITTEN PERMISSION

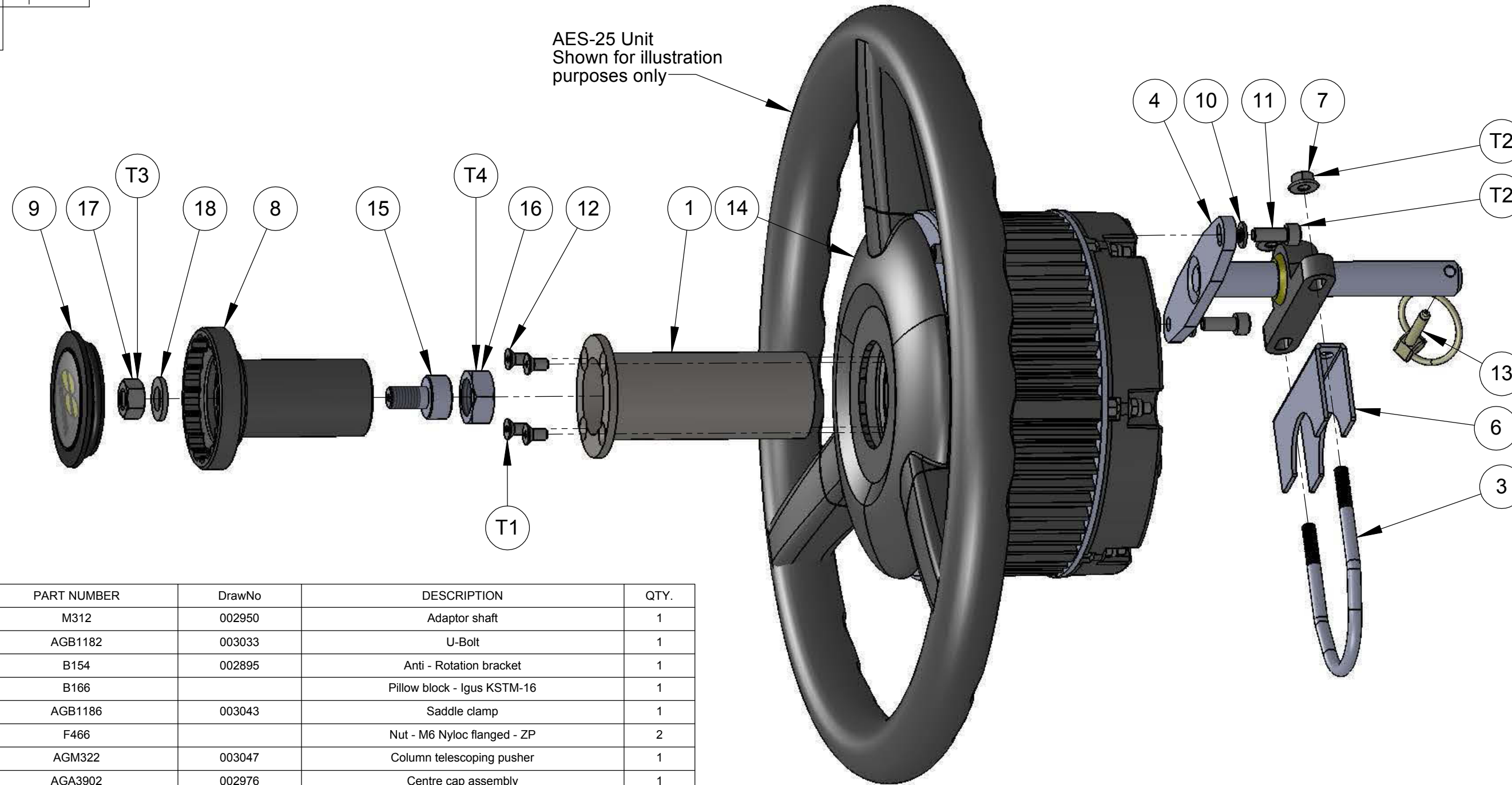
UNLESS OTHERWISE STATED, ALL PRINTED COPIES OF THIS DOCUMENT ARE UNCONTROLLED. REFER TO DRAWING REGISTER FOR LATEST RELEASE

PART NO  
**AGA3977**

PART OF ASSY



AES-25 Unit  
Shown for illustration  
purposes only



ITEM NO.	PART NUMBER	DrawNo	DESCRIPTION	QTY.
1	M312	002950	Adaptor shaft	1
3	AGB1182	003033	U-Bolt	1
4	B154	002895	Anti - Rotation bracket	1
5	B166		Pillow block - Igus KSTM-16	1
6	AGB1186	003043	Saddle clamp	1
7	F466		Nut - M6 Nyloc flanged - ZP	2
8	AGM322	003047	Column telescoping pusher	1
9	AGA3902	002976	Centre cap assembly	1
10	F454		Washer - M6 Spring - ZP	2
11	F455		Screw - M6 x 16 SHCS - ZP	2
12	F463		Screw - M5 x 10 SH C/SK - ZP	4
13	F465		Lynchpin - 3/16 x 1/1/4"	1
14	M303	002931	Steering wheel centre cover	1
15	AGA3978	003048	Button housing assembly	1
16	AGF491	003044	Nut - Special 3/4-16 UNF	1
17	AGF426		Nut - M10 Std. - Galv	1
18	AGF440		Washer - Plain M10 Galv	1

Torque settings

Item No.	Thread spec.	Torque (Nm)	No. off
T1	M5 x 0.8	6	4
T2	M6 x 1.0	8	4
T3	M10 x 1.5	5	1
T4	3/4-16 UNF	Refer OEM spec.	1

**CAD MODEL AVAILABLE**  
Remove all burrs and sharp edges  
3D CAD data is master

REV	DATE	ECO	DESCRIPTION	DRWN	APPD	MATERIAL
1.0	14/10/09		Production release	RC	MW	

MACHINING TOLERANCES  
X ± 1  
XX ± 0.2  
XXX ± AS STATED  
ANGULAR ± 0.25°

HARNES TOLERANCES  
0-300 +5 / -3  
300-1000 +10 / -5  
1000-3000 +20 / -10  
3000-5000 +40 / -20  
STRIP LENGTHS +0.5 / -0

DRAWN BY RC  
CHECKED BY OM  
ENG APPROVAL MW

DATE 03/09/09  
DATE 16/10/09  
DATE 16/10/09

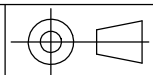
PART OF ASSY  
MACHINE FINISH 3.2  
ALL ROUND UNLESS OTHERWISE STATED

DO NOT SCALE UNLESS OTHERWISE STATED. ALL DIMENSIONS ARE IN MILLIMETERS

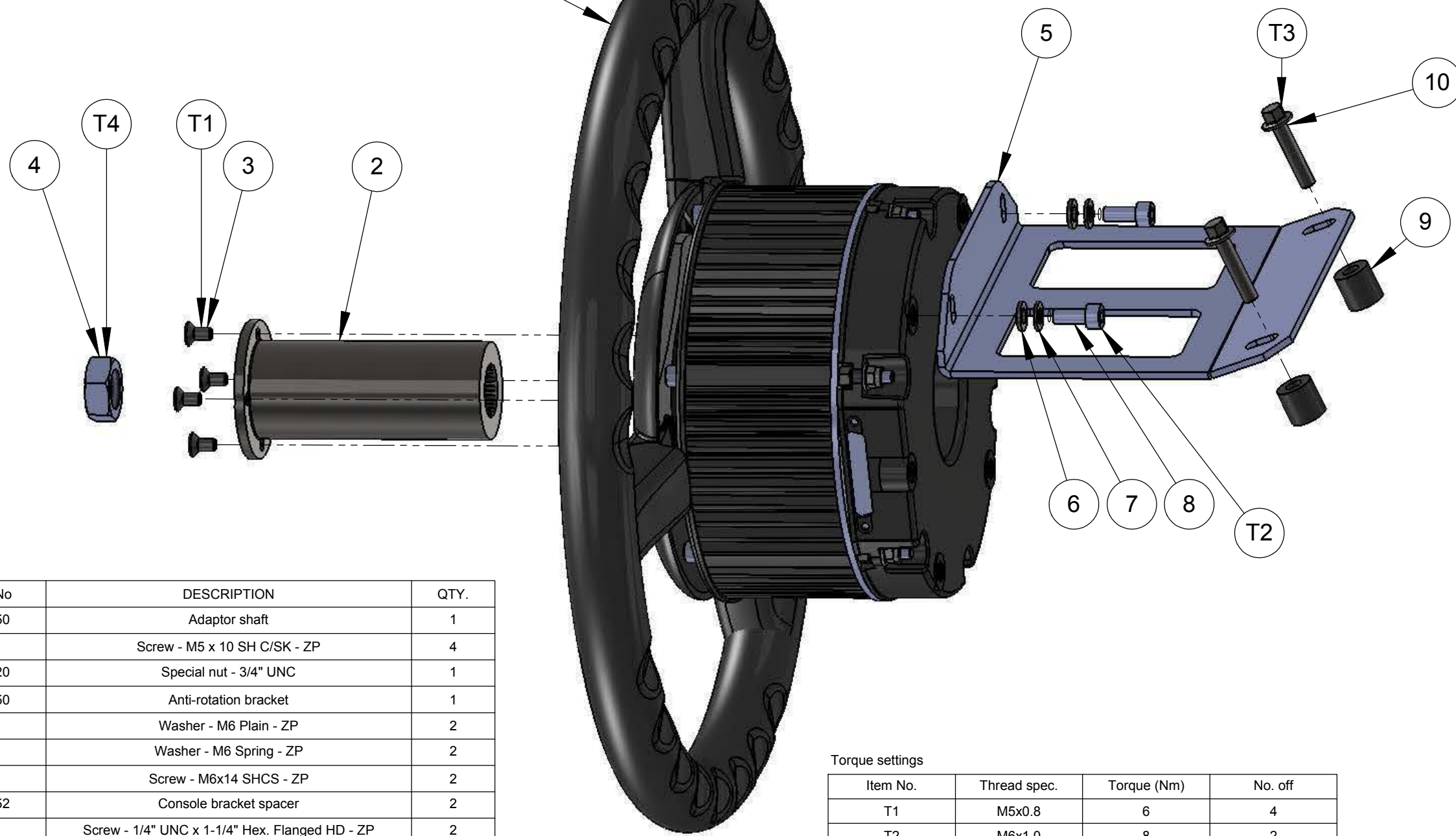
PART NUMBER	PROJECT	SHEET SIZE
AGA3977	2129	A3
TITLE	SCALE	SHEET
Adaptor kit - AES-25	1:2	1 OF 1
DRAWING NO.	DRAWING STANDARD	SECURITY CLASS
003042	AS1100	CONFIDENTIAL
REVISION	1.0	

PART NO  
**AGA3979**

PART OF ASSY



**AES-25 Unit  
Shown for illustration  
purposes only**



ITEM NO.	PART NUMBER	DrawNo	DESCRIPTION	QTY.
2	M312	002950	Adaptor shaft	1
3	F463		Screw - M5 x 10 SH C/SK - ZP	4
4	AGF487	003020	Special nut - 3/4" UNC	1
5	AGB1189	003050	Anti-rotation bracket	1
6	F200		Washer - M6 Plain - ZP	2
7	F454		Washer - M6 Spring - ZP	2
8	AGF481		Screw - M6x14 SHCS - ZP	2
9	AGM323	003052	Console bracket spacer	2
10	AGF492		Screw - 1/4" UNC x 1-1/4" Hex. Flanged HD - ZP	2

**Torque settings**

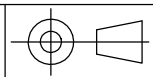
Item No.	Thread spec.	Torque (Nm)	No. off
T1	M5x0.8	6	4
T2	M6x1.0	8	2
T3	1/4" UNC	8	2
T4	3/4" UNF	Refer OEM spec.	1

**CAD MODEL AVAILABLE**  
Remove all burrs and sharp edges  
3D CAD data is master

REV	DATE	ECO	DESCRIPTION	DRWN	APPD	MATERIAL	MACHINING TOLERANCES	DRAWN BY	DATE	PART OF ASSY	PART NUMBER	PROJECT	SHEET SIZE
1.0	18/12/09		Production release	RC			X ± 1 X.X ± 0.2 X.XX ± AS STATED ANGULAR ± 0.25°	RC	18/12/09		AGA3979	2129	A3
							HARNES TOLERANCES 0-300 +5 / -3 300-1000 +10 / -5 1000-3000 +20 / -10 3000-5000 +40 / -20 STRIP LENGTHS +0.5 / -0	OM	18/12/09	MACHINE FINISH 3.2	AES-25 Adaptor kit		SCALE 1:2
								MW	18/12/09	ALL ROUND UNLESS OTHERWISE STATED	DRAWING NO. 003049		DRAWING STANDARD AS1100
								14 PARK WAY MAWSON LAKES SOUTH AUSTRALIA 5095 PHONE: (+618)82033300 FAX: 1300307205 EMAIL: info@kee.com.au WEB: www.kee.com.au		SECURITY CLASS CONFIDENTIAL	REVISION 1.0		



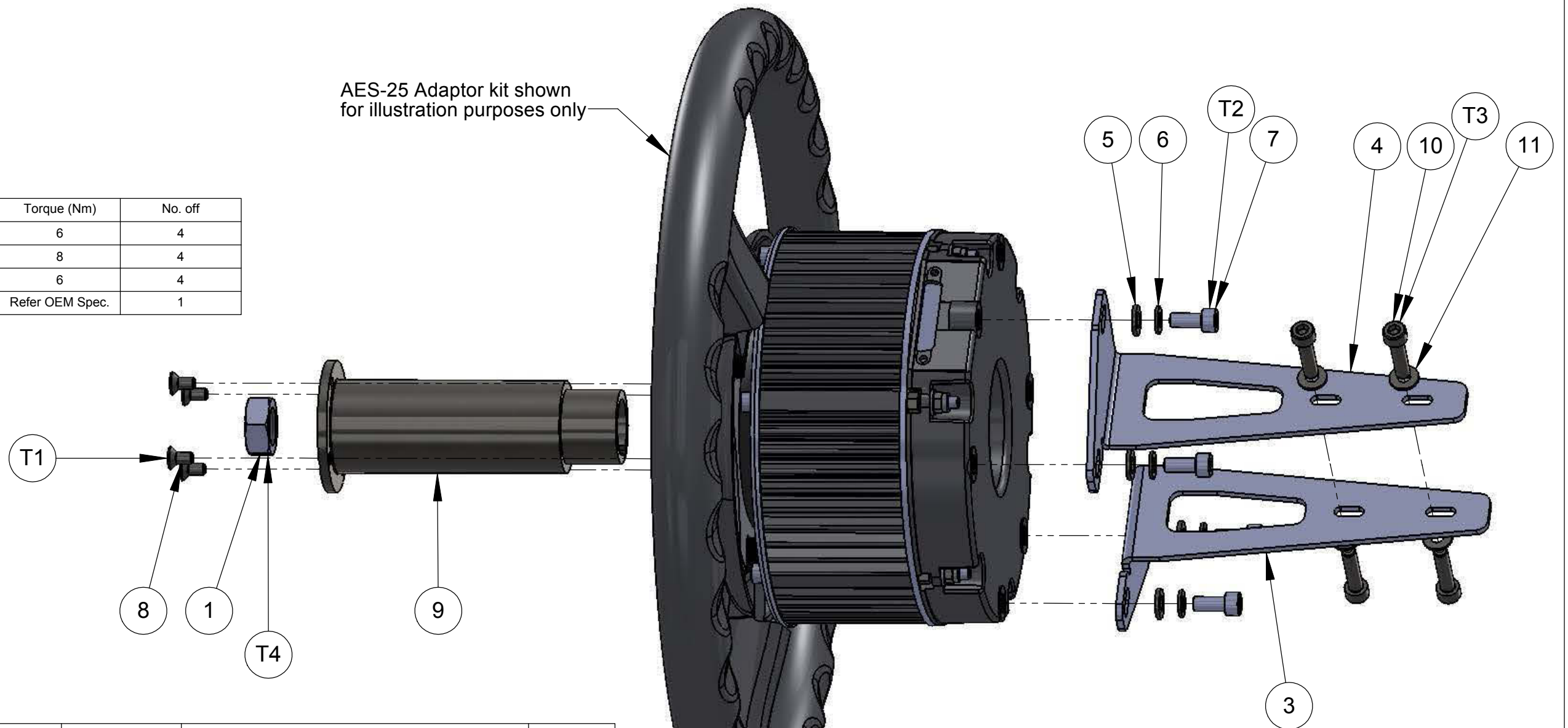
PART NO  
**AGA3982**  
PART OF ASSY



AES-25 Adaptor kit shown  
for illustration purposes only

Torque settings

Item No.	Thread spec.	Torque (Nm)	No. off
T1	M5x0.8	6	4
T2	M6x1.0	8	4
T3	3/16" - 24	6	4
T4	M18 x 1.5	Refer OEM Spec.	1



ITEM NO.	PART NUMBER	DrawNo	DESCRIPTION	QTY.
1	AGF470	002966	Nut - Special M18	1
3	AGB1192	003065	Anti-rotation bracket	1
4	AGB1191	003055	Anti-rotation bracket	1
5	F200		Washer - M6 Plain - ZP	4
6	F454		Washer - M6 Spring - ZP	4
7	AGF481		Screw - M6x14 SHCS - ZP	4
8	F463		Screw - M5 x 10 SH C/SK - ZP	4
9	AGM325	003057	Adaptor shaft	1
10	AGF503		Screw - 3/16 BSW x 1"	4
11	AGF502		Washer BRT 3/16 x 7/16x20 - ZP	4

**CAD MODEL AVAILABLE**

Remove all burrs and sharp edges  
3D CAD data is master

REV	DATE	ECO	DESCRIPTION	DRWN	APPD	MATERIAL
1.0	05/11/09		Production release	RC	MW	
1.0.1	30/11/09		Item 9 label corrected	RC	MW	
1.0.2	10/12/09		AGF493 screws unavailable, replaced with 501,502	RC	MW	
1.2	21/12/09	409	AGF501 changed to AGF503	RC	OM	FINISH

MACHINING TOLERANCES  
X: ± 1  
XX ± 0.2  
XXX ± AS STATED  
ANGULAR ± 0.25°

HARNES TOLERANCES  
0-300 +5 / -3  
300-1000 +10 / -5  
1000-3000 +20 / -10  
3000-5000 +40 / -20  
STRIP LENGTHS +0.5 / -0

DRAWN BY RC DATE 11/09/09  
CHECKED BY OM DATE 05/11/09  
ENG APPROVAL MW DATE 05/11/09



PART OF ASSY  
MACHINE FINISH 3.2  
DO NOT SCALE UNLESS OTHERWISE STATED. ALL DIMENSIONS ARE IN MILLIMETERS

14 PARK WAY MAWSON LAKES SOUTH AUSTRALIA 5095  
PHONE: (+618)82033300 FAX: 1300307205 EMAIL: info@kee.com.au WEB: www.kee.com.au

PART NUMBER	PROJECT	SHEET SIZE
AGA3982	2129	A3
TITLE	SCALE	SHEET
AES-25 Adaptor kit	1:1	1 OF 1
DRAWING NO.	DRAWING STANDARD	SECURITY CLASS
003054	AS1100	CONFIDENTIAL
REVISION		
1.2		


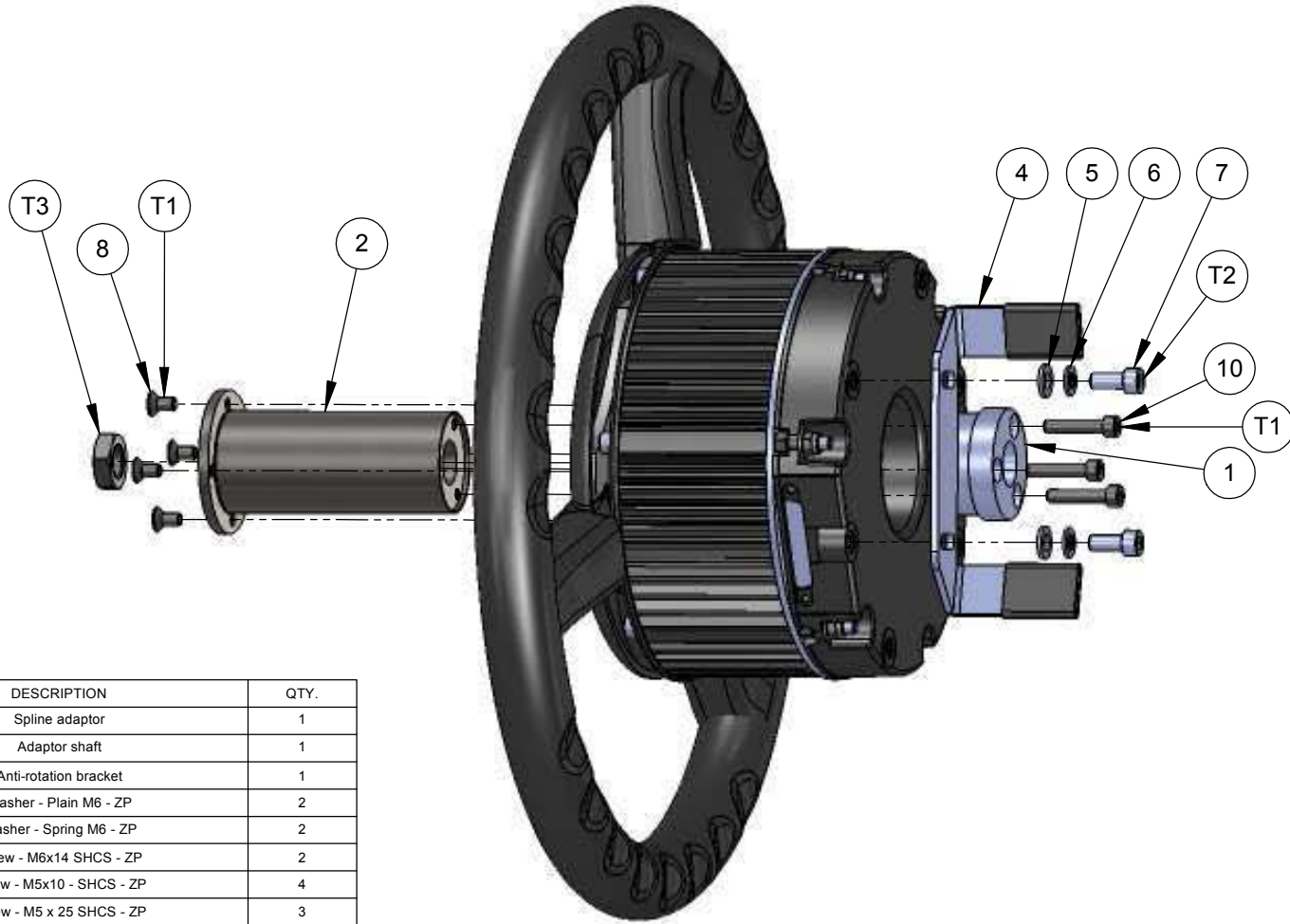
COPYRIGHT: THIS DRAWING IS THE PROPERTY OF TOPCON PRECISION AGRICULTURE. IT MAY NOT BE REPRODUCED IN WHOLE OR IN PART WITHOUT THEIR WRITTEN PERMISSION

UNLESS OTHERWISE STATED, ALL PRINTED COPIES OF THIS DOCUMENT ARE UNCONTROLLED. REFER TO DRAWING REGISTER FOR LATEST RELEASE



PART NO  
**AGA4039**

PART OF ASSY

Torque settings

Item No.	Thread Spec.	Torque (Nm)	No. off
T1	M6 x 1.0	8	4
T2	M5 x 0.8	6	7
T3	M14	Refer OEM spec	1

ITEM NO.	PART NUMBER	DrawNo	DESCRIPTION	QTY.
1	M292	002888	Spline adaptor	1
2	AGM342	003139	Adaptor shaft	1
4	AGB1200	003138	Anti-rotation bracket	1
5	F200		Washer - Plain M6 - ZP	2
6	F454		Washer - Spring M6 - ZP	2
7	AGF481		Screw - M6x14 SHCS - ZP	2
8	F463		Screw - M5x10 - SHCS - ZP	4
10	F453		Screw - M5 x 25 SHCS - ZP	3


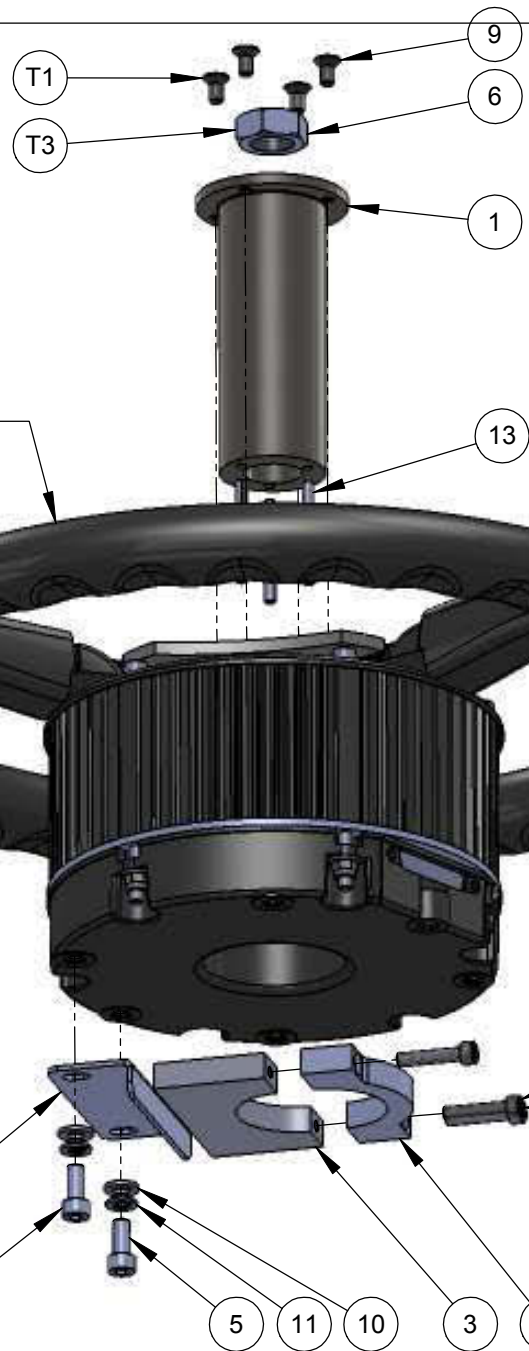
**CAD MODEL AVAILABLE**

Remove all burrs and sharp edges  
3D CAD data is master

REV	DATE	ECO	DESCRIPTION	DRWN	APPD	MATERIAL	MACHINING TOLERANCES	DRAWN BY	DATE	PART OF ASSY	PART NUMBER	PROJECT	SHEET SIZE
1.0	19/02/10		Production release	RC			X ± 1 X.X ± 0.2 X.XX ± AS STATED ANGULAR ± 0.25*	RC	03/10/09		AGA4039	2129	A3
							HARNES TOLERANCES 0-300 +5 / -3 300-1000 +10 / -5 1000-3000 +20 / -10 3000-5000 +40 / -20 STRIP LENGTHS +0.5 / -0	OM	19/02/10	MACHINE FINISH 3.2	AES-25 Adaptor kit		SCALE 1:1
						FINISH		AD	19/02/10	DO NOT SCALE UNLESS OTHERWISE STATED. ALL DIMENSIONS ARE IN MILLIMETERS.	DRAWING NO. 003137		SHEET 1 OF 1
										14 PARK WAY MAWSON LAKES SOUTH AUSTRALIA 5095	DRAWING STANDARD AS1100		REVISION 1.0
										PHONE: (+618)82033300 FAX: 1300307205 EMAIL: info@kee.com.au WEB: www.kee.com.au	SECURITY CLASS CONFIDENTIAL		

PART NO  
**AGA4025**

PART OF ASSY





Torque settings

Item No.	Thread spec.	Torque (Nm)	No. off
T1	M5x0.8	6	6
T2	M6x1.0	8	2
T3	M18 x 1.5	Refer OEM spec.	1

ITEM NO.	PART NUMBER	DrawNo	DESCRIPTION	QTY.
1	AGM335	003112	Adaptor shaft	1
3	AGB1198	003116	Clamp	1
4	AGM337	003115	Clamp	1
5	AGF481		Screw - M6x14 SHCS - ZP	2
6	AGF470	002966	Nut - Special M18	1
7	AGM336	003113	Anti - rotation plate	1
8	F460		Screw - M5 x 25 SHCS - ZP	2
9	F463		Screw - M5 x 10 SH C/SK - ZP	4
10	F200		Washer - Plain M6 - ZP	2
11	F454		Washer - Spring M6 - ZP	2
12	F453		Screw - M5 x 25 SHCS - ZP	2
13	AGF547		Pin - split M4 x 40 - Steel plain finish - Slotted	3

**CAD MODEL AVAILABLE**  
Remove all burrs and sharp edges  
3D CAD data is master

REV	DATE	ECO	DESCRIPTION	DRWN	APPD	MATERIAL	MACHINING TOLERANCES	DRAWN BY	DATE	PART OF ASSY	PART NUMBER	PROJECT	SHEET SIZE
1.0	05/11/09		Production release	RC	MW		X ± 1 XX ± 0.2 XXX ± AS STATED ANGULAR ± 0.25°	RC	13/10/09		AGA4025	2129	A3
1.0.1	06/09/11	CO504	F453s were F460s. Item 13 added	RC	KM			OM	05/11/09	MACHINE FINISH			SCALE 1:2
					OM	FINISH	HARNES TOLERANCES 0-300 +5/-3 300-1000 +10/-5 1000-3000 +20/-10 3000-5000 +40/-20 STRIP LENGTHS +0.5/-0	MW	05/11/09	3.2	AES-25 Adaptor kit		SHEET 1 OF 1
								 14 PARK WAY MAWSON LAKES SOUTH AUSTRALIA 5095 PHONE: (+618)82033300 FAX: 1300307205 EMAIL: info@kee.com.au WEB: www.kee.com.au		DRAWING NO. 003114	DRAWING STANDARD AS1100	SECURITY CLASS CONFIDENTIAL	REVISION 1.0.1

# ***System 200***

## ***AES-25 Electric Steering***

### ***Vehicle Adaptor Kits***

### ***Self-Propelled Applicator***



*X30 Console*

*AES-25 Electric Steering*

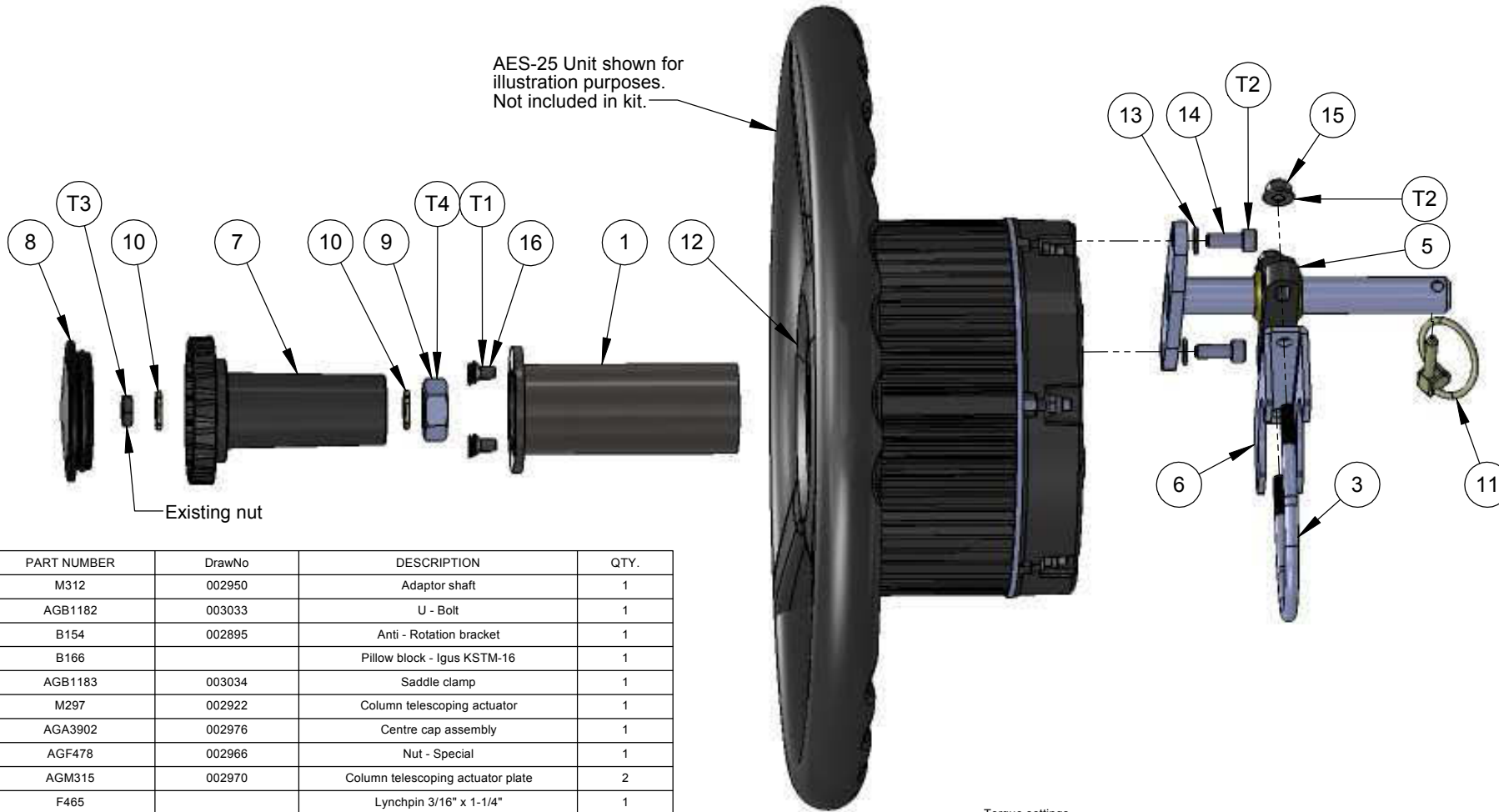
#### **Contents**

- AGA4037
- AGA4138
- AGA3966

PART NO  
**AGA4037**



PART OF ASSY



ITEM NO.	PART NUMBER	DrawNo	DESCRIPTION	QTY.
1	M312	002950	Adaptor shaft	1
3	AGB1182	003033	U - Bolt	1
4	B154	002895	Anti - Rotation bracket	1
5	B166		Pillow block - Iigus KSTM-16	1
6	AGB1183	003034	Saddle clamp	1
7	M297	002922	Column telescoping actuator	1
8	AGA3902	002976	Centre cap assembly	1
9	AGF478	002966	Nut - Special	1
10	AGM315	002970	Column telescoping actuator plate	2
11	F465		Lynchpin 3/16" x 1-1/4"	1
12	M303	002931	Steering wheel centre cover	1
13	F454		Washer - Spring M6 - ZP	2
14	F455		Screw - M6 x 16 SHCS - ZP	2
15	F466		Nut - M6 x 1.0 - Nyloc flanged - ZP	2
16	F463		Screw - M5 x 10 SH C/SK - ZP	4

Torque settings

Item No.	Thread spec.	Torque (Nm)	No. off
T1	M5 x 0.8	6	4
T2	M6 x 1.0	8	4
T3	M8 x 1.25	Refer OEM spec.	1
T4	13/16 UN - 20	Refer OEM spec.	1

**CAD MODEL AVAILABLE**  
Remove all burrs and sharp edges  
3D CAD data is master

REV	DATE	ECO	DESCRIPTION	DRWN	APPD	MATERIAL	MACHINING TOLERANCES	DRAWN BY	DATE	PART OF ASSY	PART NUMBER	PROJECT	SHEET SIZE	
1.0	26/10/09		Production release	RC	MW		0.300 ± 0.1 X.XX ± 0.2 X.XX ± 0.25	RC	26/10/09		AGA4037	2129	A3	
1.0.1	11/11/09		Balloon added to item 5	RC	MW			OM	28/10/09				SCALE 1:2	
1.2	28/04/11	609	AGM315 replaces M298	RC	KM			MW	28/10/09				SHEET 1 OF 1	
							HARNESSTOLERANCES 0.300 ± 0.1 300-1000 +0/-0.5 1000-3000 +0.1/-1.0 3000-5000 +0/-2.0 STRIP LENGTHS +0.5/-0	FINISH 3.2 DO NOT SCALE UNLESS OTHERWISE STATED. ALL DIMENSIONS ARE IN MILLIMETERS.		TITLE <b>Adaptor kit - AES-25</b>		DRAWING NO. 003133		
							14 PARK WAY MAWSON LAKES SOUTH AUSTRALIA 5095		PHONE: (+618) 82033300 FAX: 1300307205 EMAIL: info@kee.com.au WEB: www.kee.com.au		DRAWING STANDARD AS1100		SECURITY CLASS CONFIDENTIAL	
							TOPCON Precision Technology				REVISION 1.2		THIS TEMPLATE MODIFIED 27/04/07	



PART NO  
**AGA4138**



PART OF ASSY



Torque settings

Item No.	Thread spec.	Torque (Nm)	No. off
T1	M5 x 0.8	6	4
T2	M6 x 1.0	8	9
T3	M14	Refer OEM spec	1

ITEM NO.	PART NUMBER	DrawNo	DESCRIPTION	QTY.
1	AGM358	003218	Adaptor shaft	1
3	B154	002895	Anti-rotation bracket	1
4	B166		Pillow block - Igus KSTM-16	1
5	AGB1215	003215	U-Bolt	1
6	AGB1216	003216	Saddle clamp	1
7	F466		Nut - M6 x 1.0 - Nyloc flanged - ZP	6
8	AGB1217	003217	Anti-rotation bracket	1
9	F200		Washer - Plain M6 - ZP	3
10	F454		Washer - Spring M6 - ZP	3
11	AGF481		Screw - M6x14 SHCS - ZP	3
12	F463		Screw - M5 x 10 SH C/SK - ZP	4
14	AGF509		Bolt - Hex Hd 5/16"-18 UNC - Full thread - ZP	1
15	F456		Washer - M8 Spring - ZP	2
16	M297	002922	Column telescoping actuator	1
17	AGM315	002970	Column telescoping actuator plate	1
18	AGF514		Nut - 5/16 UNC Plain - ZP	1
19	F083		Washer - M8 Plain - ZP	1
20	AGA3902	002976	Centre cap assembly	1
21	M303	002931	Steering wheel centre cover	1

**CAD MODEL AVAILABLE**  
Remove all burrs and sharp edges

REV	DATE	ECO	DESCRIPTION	DRWN	APPD	MATERIAL
1.0	19/02/10		Production release	RC	AD	
1.0.1	22/03/10		Item 18 corrected from F030 (M8)	RC	AD	
						FINISH

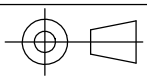
MACHINING TOLERANCES	RC	DATE	19/01/10
X ± 1	OM	DATE	19/02/10
X.X ± 0.2	AD	DATE	19/02/10
XXX ± AS STATED			
ANGULAR ± 0.25°			

HARNES TOLERANCES	3.2	DO NOT SCALE
0-300 +5/-3		UNLESS OTHERWISE
300-1000 +10/-5		STATED ALL DIMENSIONS
1000-3000 +20/-10		ARE IN MILLIMETERS
3000-5000 +40/-20		
STRIP LENGTHS +0.5/-0		

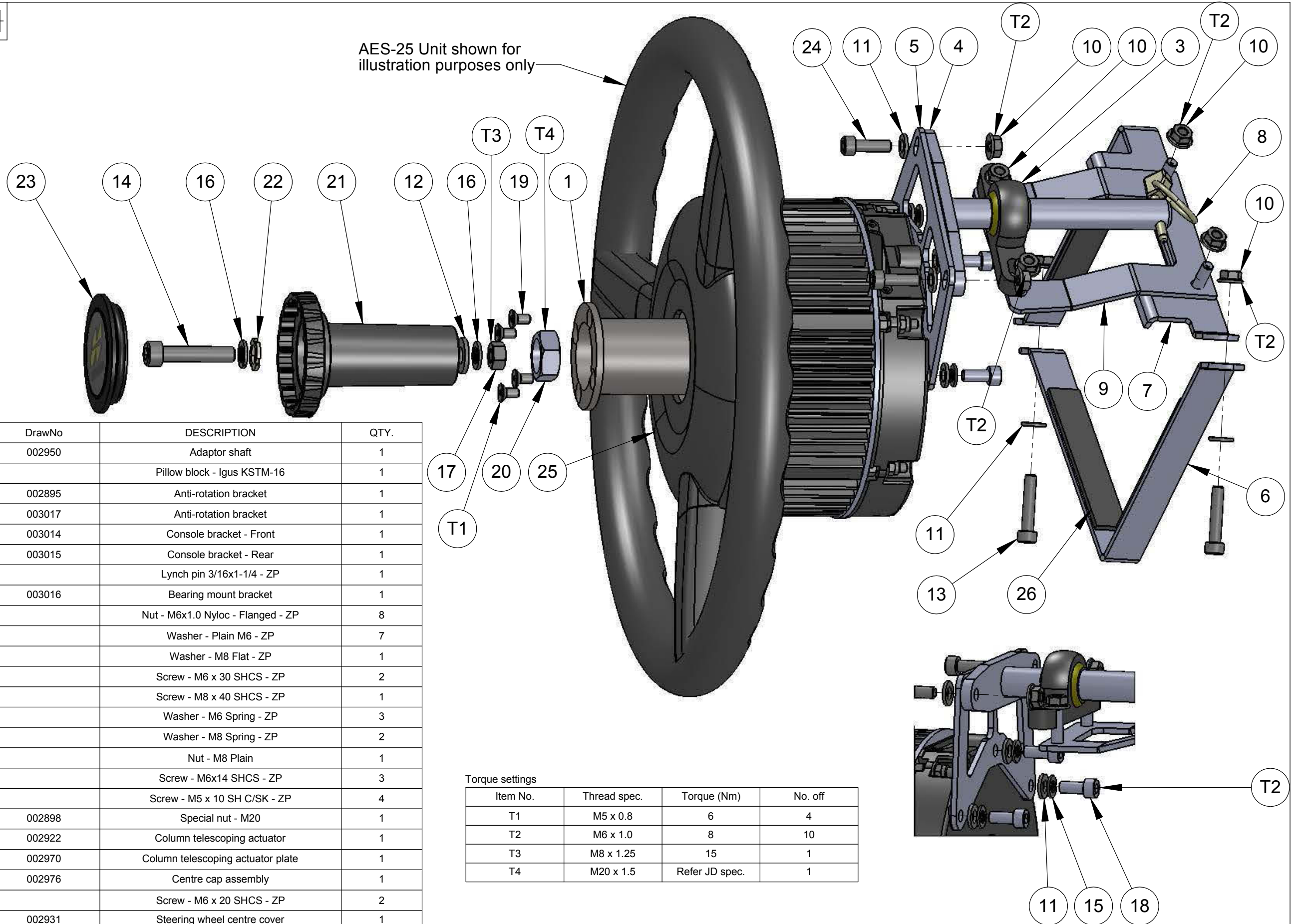
14 PARK WAY	PHONE: (+618)82033300
MAWSON LAKES	FAX: 1300307205
SOUTH AUSTRALIA	EMAIL: info@kee.com.au
5095	WEB: www.kee.com.au

PART OF ASSY	AGA4138	PROJECT	2129	SHEET SIZE	A3
MACHINE FINISH	AES-25 Adaptor kit		TITLE	SCALE	1:2
DRAWING NO.	003214	DRAWING STANDARD	AS1100	SHEET	1 OF 1
SECURITY CLASS	CONFIDENTIAL	REVISION	1.0.1		

PART NO  
**AGA3966**  
PART OF ASSY



AES-25 Unit shown for illustration purposes only



ITEM NO.	PART NUMBER	DrawNo	DESCRIPTION	QTY.
1	M312	002950	Adaptor shaft	1
3	B166		Pillow block - Igus KSTM-16	1
4	B154	002895	Anti-rotation bracket	1
5	AGB1177	003017	Anti-rotation bracket	1
6	AGB1174	003014	Console bracket - Front	1
7	AGB1175	003015	Console bracket - Rear	1
8	F465		Lynch pin 3/16x1-1/4 - ZP	1
9	AGB1176	003016	Bearing mount bracket	1
10	F466		Nut - M6x1.0 Nyloc - Flanged - ZP	8
11	F200		Washer - Plain M6 - ZP	7
12	F083		Washer - M8 Flat - ZP	1
13	AGF483		Screw - M6 x 30 SHCS - ZP	2
14	AGF484		Screw - M8 x 40 SHCS - ZP	1
15	F454		Washer - M6 Spring - ZP	3
16	F456		Washer - M8 Spring - ZP	2
17	F030		Nut - M8 Plain	1
18	AGF481		Screw - M6x14 SHCS - ZP	3
19	F463		Screw - M5 x 10 SH C/SK - ZP	4
20	F451	002898	Special nut - M20	1
21	M297	002922	Column telescoping actuator	1
22	AGM315	002970	Column telescoping actuator plate	1
23	AGA3902	002976	Centre cap assembly	1
24	AGF485		Screw - M6 x 20 SHCS - ZP	2
25	M303	002931	Steering wheel centre cover	1
26	AGZ287	003149	Protective strip	4

Torque settings

Item No.	Thread spec.	Torque (Nm)	No. off
T1	M5 x 0.8	6	4
T2	M6 x 1.0	8	10
T3	M8 x 1.25	15	1
T4	M20 x 1.5	Refer JD spec.	1

**CAD MODEL AVAILABLE**  
Remove all burrs and sharp edges

REV	DATE	ECO	DESCRIPTION	DRWN	APPD	MATERIAL
1.0	13/10/09		Production release	RC	MW	
1.0.1	05/11/09		Protective strips (item 26) added to kit	RC	MW	

MACHINING TOLERANCES	HARNES TOLERANCES
X ± 1	0-300 +5 / -3
XX ± 0.2	300-1000 +10 / -5
XXX ± AS STATED	1000-3000 +20 / -10
ANGULAR ± 0.25°	3000-5000 +40 / -20
	STRIP LENGTHS +0.5 / -0

DRAWN BY	DATE	PART OF ASSY	MACHINE FINISH	DO NOT SCALE
RC	24/08/09		3.2	UNLESS OTHERWISE STATED, ALL DIMENSIONS ARE IN MILLIMETERS
CHECKED BY	DATE			
OM	13/10/09			
ENG APPROVAL	DATE			
MW	13/10/09			

PART NUMBER	PROJECT	SHEET SIZE
AGA3966	2129	A3
TITLE	SCALE	SHEET
Adaptor kit - AES-25	1:2	1 OF 1
DRAWING NO.	DRAWING STANDARD	SECURITY CLASS
003013	AS1100	CONFIDENTIAL
REVISION	1.0.1	

COPYRIGHT: THIS DRAWING IS THE PROPERTY OF TOPCON PRECISION AGRICULTURE. IT MAY NOT BE REPRODUCED IN WHOLE OR IN PART WITHOUT THEIR WRITTEN PERMISSION

UNLESS OTHERWISE STATED, ALL PRINTED COPIES OF THIS DOCUMENT ARE UNCONTROLLED. REFER TO DRAWING REGISTER FOR LATEST RELEASE

# ***System 200***

## ***AES-25 Electric Steering***

### ***Vehicle Adaptor Kits***

### ***Valtra***



*X30 Console*


*AES-25 Electric Steering*

#### **Contents**

- AGA4038
- AGA4039
- AGA4145
- AGA4126
- AGA4238



PART NO  
**AGA4038**



PART OF ASSY

Torque settings

Item No.	Thread spec.	Torque (Nm)	No. off
T1	M5x0.8	6	4
T2	M6x1.0	8	2
T3	M18 x 1.5	Refer OEM spec.	1



ITEM NO.	PART NUMBER	DrawNo	DESCRIPTION	QTY.
2	AGM341	003136	Adaptor shaft	1
3	AGB1199	003135	Anti - rotation bracket	1
4	AGF470	002966	Nut - Special M18	1
5	F463		Screw - M5 x 10 SH C/SK - ZP	4
6	F454		Washer - Spring M6 - ZP	2
7	F200		Washer - Plain M6 - ZP	2
8	AGF481		Screw - M6x14 SHCS - ZP	2


**CAD MODEL AVAILABLE**

Remove all burrs and sharp edges  
3D CAD data is master

REV	DATE	ECO	DESCRIPTION	DRWN	APPD	MATERIAL	MACHINING TOLERANCES	DRAWN BY	DATE	PART OF ASSY	PART NUMBER	PROJECT	SHEET SIZE
1.0	14/01/10		Production release	RC	RS		X ± 1 X.X ± 0.2 X.XX ± AS STATED ANGULAR ± 0.25*	RC	28/10/09		AGA4038	2129	A3
							HARNES TOLERANCES 0-300 +5/-3 300-1000 +10/-5 1000-3000 +20/-10 3000-5000 +40/-20 STRIP LENGTHS +0.5/-0	OM	14/01/10	MACHINE FINISH 3.2	AES-25 Adaptor kit		SCALE 1:2
								RS	18/01/10	DO NOT SCALE UNLESS OTHERWISE STATED. ALL DIMENSIONS ARE IN MILLIMETERS.			SHEET 1 OF 1
										14 PARK WAY MAWSON LAKES SOUTH AUSTRALIA 5095	003134	AS1100	REVISION 1.0
										PHONE: (+618)82033300 FAX: 1300307205 EMAIL: info@kee.com.au WEB: www.kee.com.au			



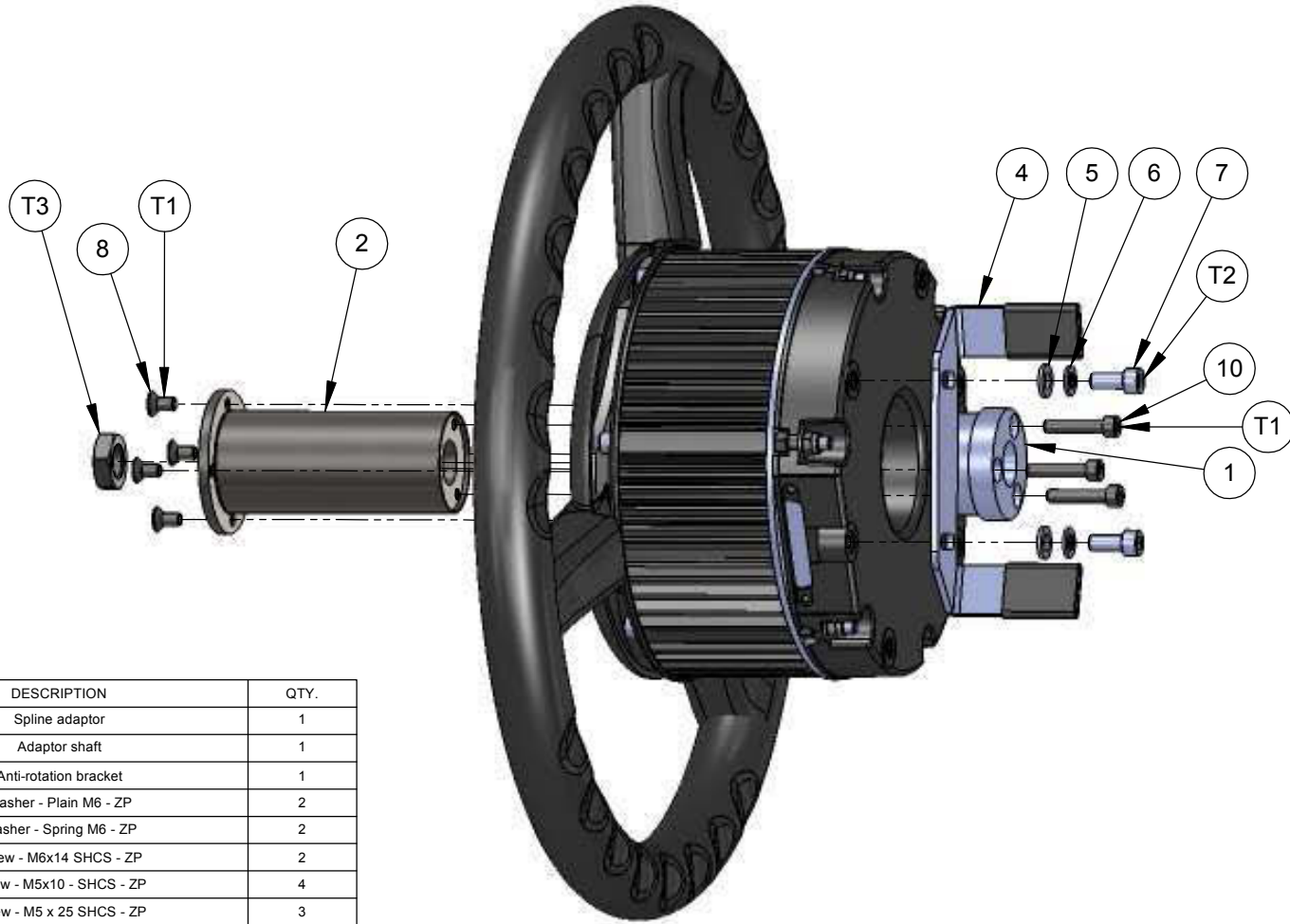
PART NO  
**AGA4039**



PART OF ASSY

Torque settings

Item No.	Thread Spec.	Torque (Nm)	No. off
T1	M6 x 1.0	8	4
T2	M5 x 0.8	6	7
T3	M14	Refer OEM spec	1



ITEM NO.	PART NUMBER	DrawNo	DESCRIPTION	QTY.
1	M292	002888	Spline adaptor	1
2	AGM342	003139	Adaptor shaft	1
4	AGB1200	003138	Anti-rotation bracket	1
5	F200		Washer - Plain M6 - ZP	2
6	F454		Washer - Spring M6 - ZP	2
7	AGF481		Screw - M6x14 SHCS - ZP	2
8	F463		Screw - M5x10 - SHCS - ZP	4
10	F453		Screw - M5 x 25 SHCS - ZP	3

**CAD MODEL AVAILABLE**

Remove all burrs and sharp edges  
3D CAD data is master

REV	DATE	ECO	DESCRIPTION	DRWN	APPD	MATERIAL	MACHINING TOLERANCES	DRAWN BY	DATE	PART OF ASSY	PART NUMBER	PROJECT	SHEET SIZE
1.0	19/02/10		Production release	RC			X ± 1 X.X ± 0.2 X.XX ± AS STATED ANGULAR ± 0.25°	RC	03/10/09		AGA4039	2129	A3
							HARNES TOLERANCES 0-300 +5 / -3 300-1000 +10 / -5 1000-3000 +20 / -10 3000-5000 +40 / -20 STRIP LENGTHS +0.5 / -0	OM	19/02/10	MACHINE FINISH 3.2	AES-25 Adaptor kit		SCALE 1:1
						FINISH		AD	19/02/10	DO NOT SCALE UNLESS OTHERWISE STATED. ALL DIMENSIONS ARE IN MILLIMETERS.			SHEET 1 OF 1
										14 PARK WAY MAWSON LAKES SOUTH AUSTRALIA 5095	DRAWING NO. 003137	DRAWING STANDARD AS1100	REVISION 1.0
										PHONE: (+618)82033300 FAX: 1300307205 EMAIL: info@kee.com.au WEB: www.kee.com.au	SECURITY CLASS CONFIDENTIAL		

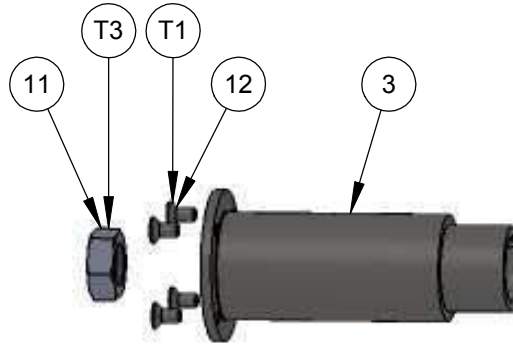
PART NO  
**AGA4145**



PART OF ASSY

Torque settings

Item No.	Thread spec.	Torque (Nm)	No. off
T1	M5 x 0.8	6	4
T2	M6 x 1.0	8	4
T3	M18 x 1.5	Refer OEM	1



ITEM NO.	PART NUMBER	DrawNo	DESCRIPTION	QTY.
1	AGB1184	003036	U - Bolt	1
2	AGB1185	003037	Saddle clamp	1
3	AGM341	003136	Adaptor shaft	1
5	AGM336	003113	Anti - rotation plate	1
6	AGB1218		Anti-rotation bracket	1
7	F466		Nut - M6 x 1.0 - Nyloc flanged - ZP	2
8	F200		Washer - Plain M6 - ZP	2
9	F454		Washer - Spring M6 - ZP	2
10	AGF481		Screw - M6x14 SHCS - ZP	2
11	AGF470	002966	Nut - Special M18	1
12	F463		Screw - M5 x 10 SH C/SK - ZP	4

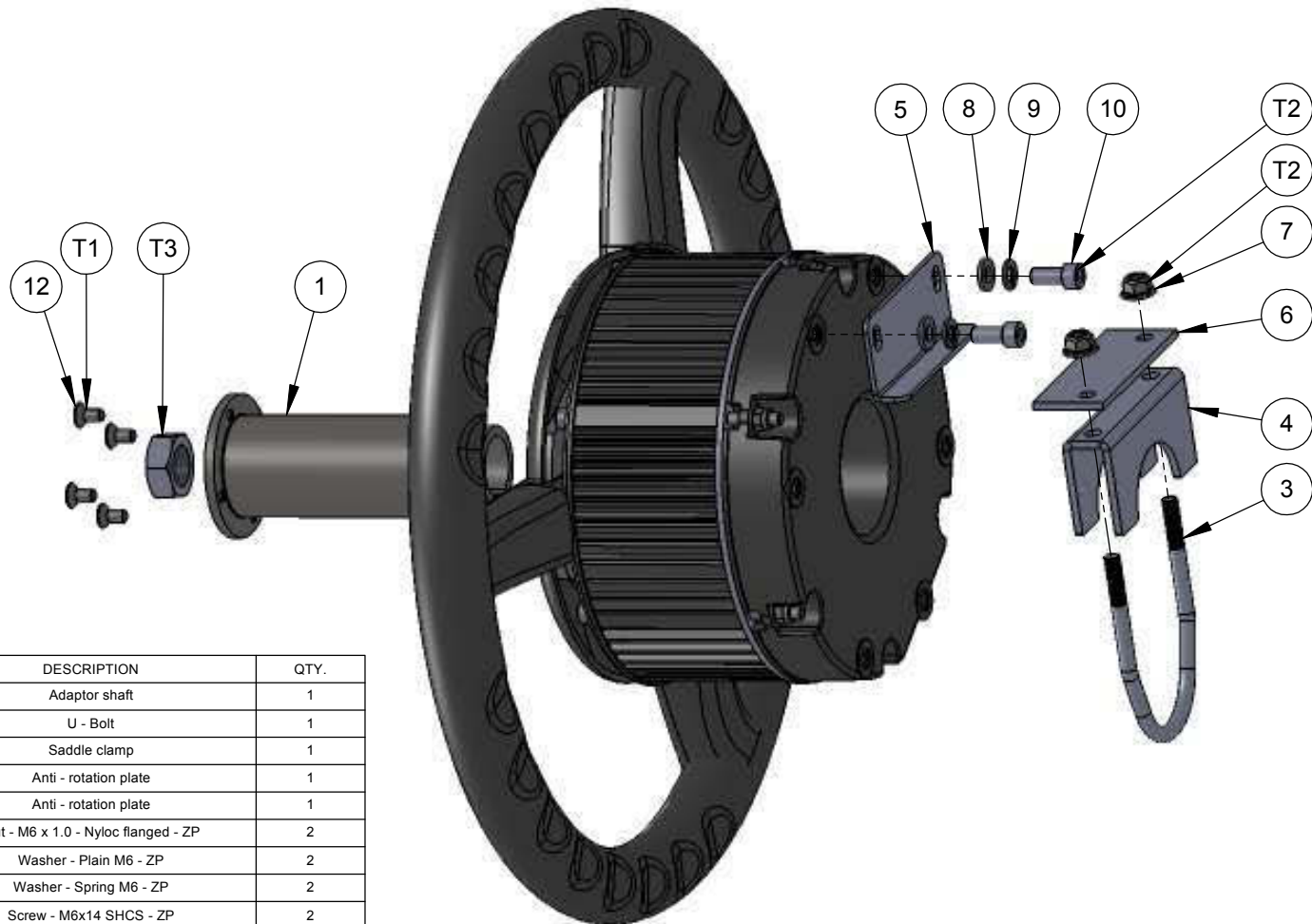
**CAD MODEL AVAILABLE**  
Remove all burrs and sharp edges  
CAD Data is master

REV	DATE	ECO	DESCRIPTION	DRWN	APPD	MATERIAL	MACHINING TOLERANCES	DRAWN BY	DATE	PART OF ASSY	PART NUMBER	PROJECT	SHEET SIZE
1.0	03/02/11		Production release	RC	KM		X ± 1 X.X ± 0.2 X.XX ± 0.125 ANGULAR ± 0.25°	RC	27/01/10		AGA4145	2129	A3
							HARNES TOLERANCES 0-300 +5/-3 300-1000 +10/-5 1000-3000 +20/-10 3000-5000 +40/-20 STRIP LENGTHS +0.5/-0	OM	03/02/11	MACHINE FINISH 3.2	AES-25 Adaptor kit		SCALE 1:2
						FINISH		KM	03/02/11	DO NOT SCALE UNLESS OTHERWISE STATED. ALL DIMENSIONS ARE IN MILLIMETERS.			SHEET 1 OF 1
										14 PARK WAY MAWSON LAKES SOUTH AUSTRALIA 5095	DRAWING NO. 003223	DRAWING STANDARD AS1100	REVISION 1.0
										PHONE: (+618)82033300 FAX: 1300307205 EMAIL: info@kee.com.au WEB: www.kee.com.au	SECURITY CLASS CONFIDENTIAL		

PART NO  
AGA4126



PART OF ASSY



Torque settings

Item No.	Thread spec.	Torque (Nm)	No. off
T1	M5 x 0.8	6	4
T2	M6 x 1.0	8	4
T3	M18 x 1.5	Refer OEM Spec	1

ITEM NO.	PART NUMBER	DrawNo	DESCRIPTION	QTY.
1	AGM341	003136	Adaptor shaft	1
3	AGB1182	003033	U - Bolt	1
4	AGB1183	003034	Saddle clamp	1
5	AGM336	003113	Anti - rotation plate	1
6	AGB1206	003169	Anti - rotation plate	1
7	F466		Nut - M6 x 1.0 - Nyloc flanged - ZP	2
8	F200		Washer - Plain M6 - ZP	2
9	F454		Washer - Spring M6 - ZP	2
10	AGF481		Screw - M6x14 SHCS - ZP	2
11	AGF470	002966	Nut - Special M18	1
12	F463		Screw - M5 x 10 SH C/SK - ZP	4

**CAD MODEL AVAILABLE**

Remove all burrs and sharp edges  
3D CAD data is master

REV	DATE	ECO	DESCRIPTION	DRWN	APPD	MATERIAL	MACHINING TOLERANCES	DRAWN BY	DATE	PART OF ASSY	PART NUMBER	PROJECT	SHEET SIZE	
1.0	03/02/11		Production release	RC	KM		X ± 1 X.X ± 0.2 X.XX ± AS STATED ANGULAR ± 0.25°	RC	18/01/10		AGA4126	2129	A3	
							HARNES TOLERANCES 0-300 +5/-3 300-1000 +10/-5 1000-3000 +20/-10 3000-5000 +40/-20 STRIP LENGTHS +0.5/-0	OM	03/02/11	MACHINE FINISH 3.2	AES-25 Adaptor kit		SCALE 1:2	
						FINISH		KM	03/02/11	DO NOT SCALE UNLESS OTHERWISE STATED. ALL DIMENSIONS ARE IN MILLIMETERS.			SHEET 1 OF 1	
										14 PARK WAY MAWSON LAKES SOUTH AUSTRALIA 5095	DRAWING NO. 003212	DRAWING STANDARD AS1100	SECURITY CLASS CONFIDENTIAL	REVISION 1.0

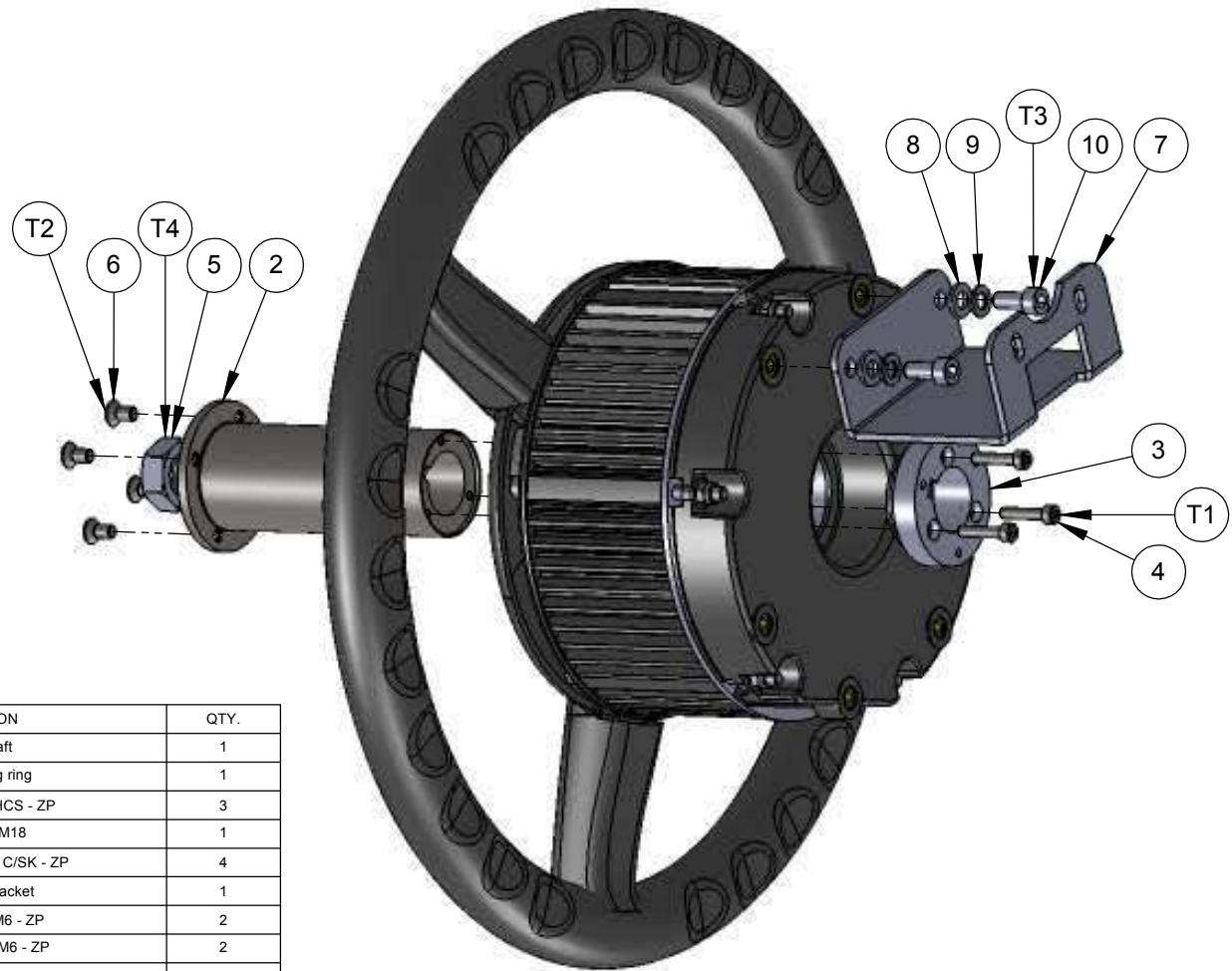
PART NO  
**AGA4238**



PART OF ASSY

Torque setting

Item No.	Thread spec.	No. off	Torque (Nm)
T1	M4 x 0.7	3	2.5
T2	M5 x 0.8	4	5
T3	M6 x 1.0	2	6
T4	M18 x 1.5	1	Refer OEM spec.



ITEM NO.	PART NUMBER	DrawNo	DESCRIPTION	QTY.
2	AGM373	003301	Adaptor shaft	1
3	AGM374	003302	Collar retaining ring	1
4	AGF515		Screw - M4x20 SHCS - ZP	3
5	AGF470	002966	Nut - Special M18	1
6	F463		Screw - M5 x 10 SH C/SK - ZP	4
7	AGB1228	003300	Anti-rotation bracket	1
8	F200		Washer - Plain M6 - ZP	2
9	F454		Washer - Spring M6 - ZP	2
10	AGF481		Screw - M6x14 SHCS - ZP	2

**CAD MODEL AVAILABLE**  
Remove all burrs and sharp edges  
CAD Data is master

REV	DATE	ECO	DESCRIPTION	DRWN	APPD	MATERIAL	MACHINING TOLERANCES	DRAWN BY	DATE	PART OF ASSY	PART NUMBER	PROJECT	SHEET SIZE	
1.0	03/02/11		Production release	RC	KM		X ± 1 X.X ± 0.2 X.XX ± AS STATED ANGULAR ± 0.25°	RC	14/04/10		AGA4238	2129	A3	
							HARNES TOLERANCES 0-300 +5/-3 300-1000 +10/-5 1000-3000 +20/-10 3000-5000 +40/-20 STRIP LENGTHS +0.5/-0	OM	03/02/11	MACHINE FINISH 3.2	AES-25 Adaptor kit		SCALE 1:2	
						FINISH		KM	03/02/11	DO NOT SCALE UNLESS OTHERWISE STATED. ALL DIMENSIONS ARE IN MILLIMETERS.			SHEET 1 OF 1	
										14 PARK WAY MAWSON LAKES SOUTH AUSTRALIA 5095	DRAWING NO. 003299	DRAWING STANDARD AS1100	SECURITY CLASS CONFIDENTIAL	REVISION 1.0



# ***System 200***

## ***AES-25 Electric Steering***

### ***Vehicle Adaptor Kits***

#### ***Challenger***



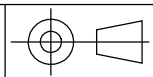
*X30 Console*

*AES-25 Electric Steering*

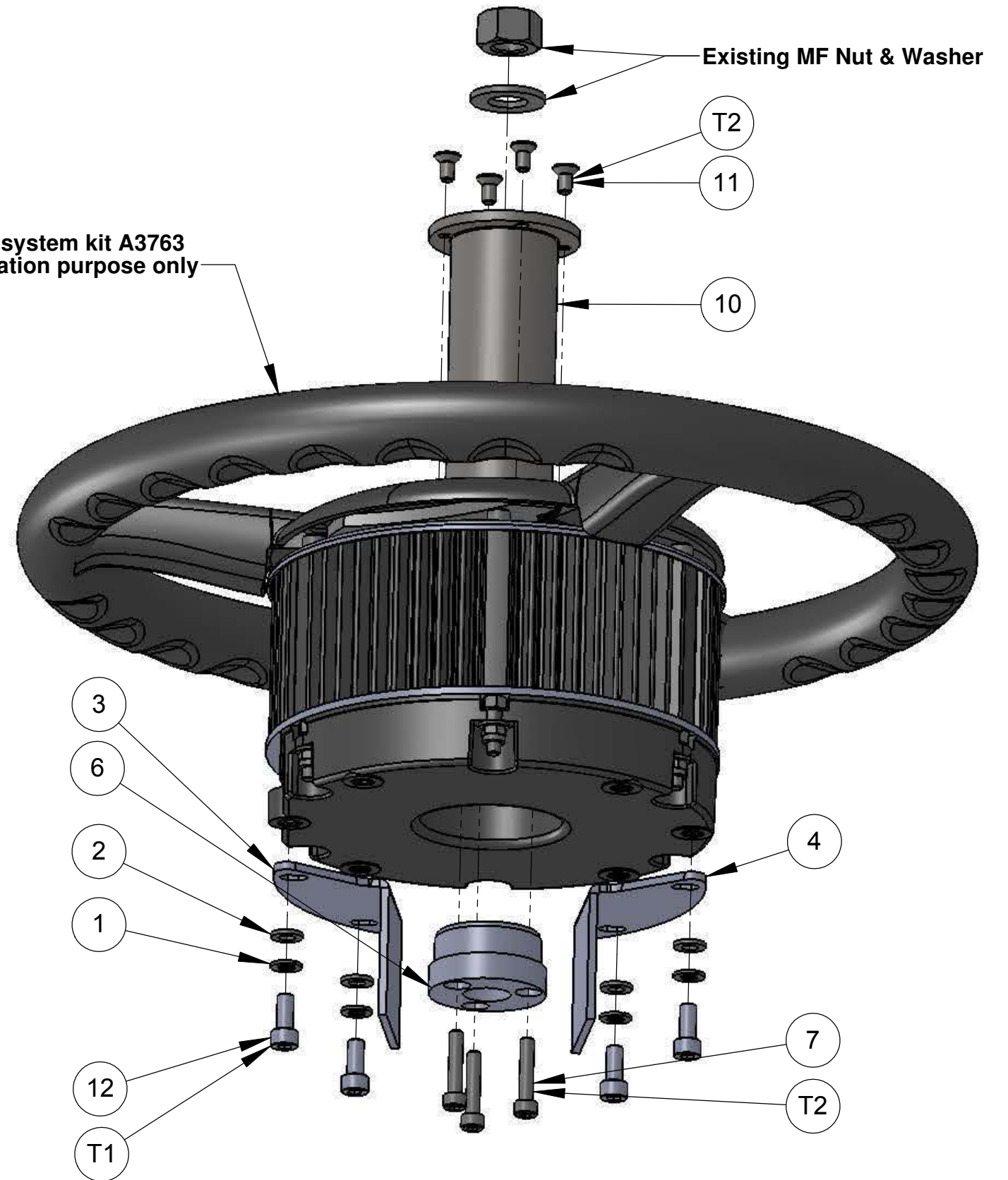
#### **Contents**

- AGA3764
- AGA3959
- AGA4039

PART NO  
**AGA3764**  
PART OF ASSY



Electric steering system kit A3763  
Shown for illustration purpose only



Torque settings

Item No.	Thread Spec.	Torque (Nm)	No. off
T1	M6 x 1.0	8	4
T2	M5 x 0.8	6	7

Adaptor kit parts list

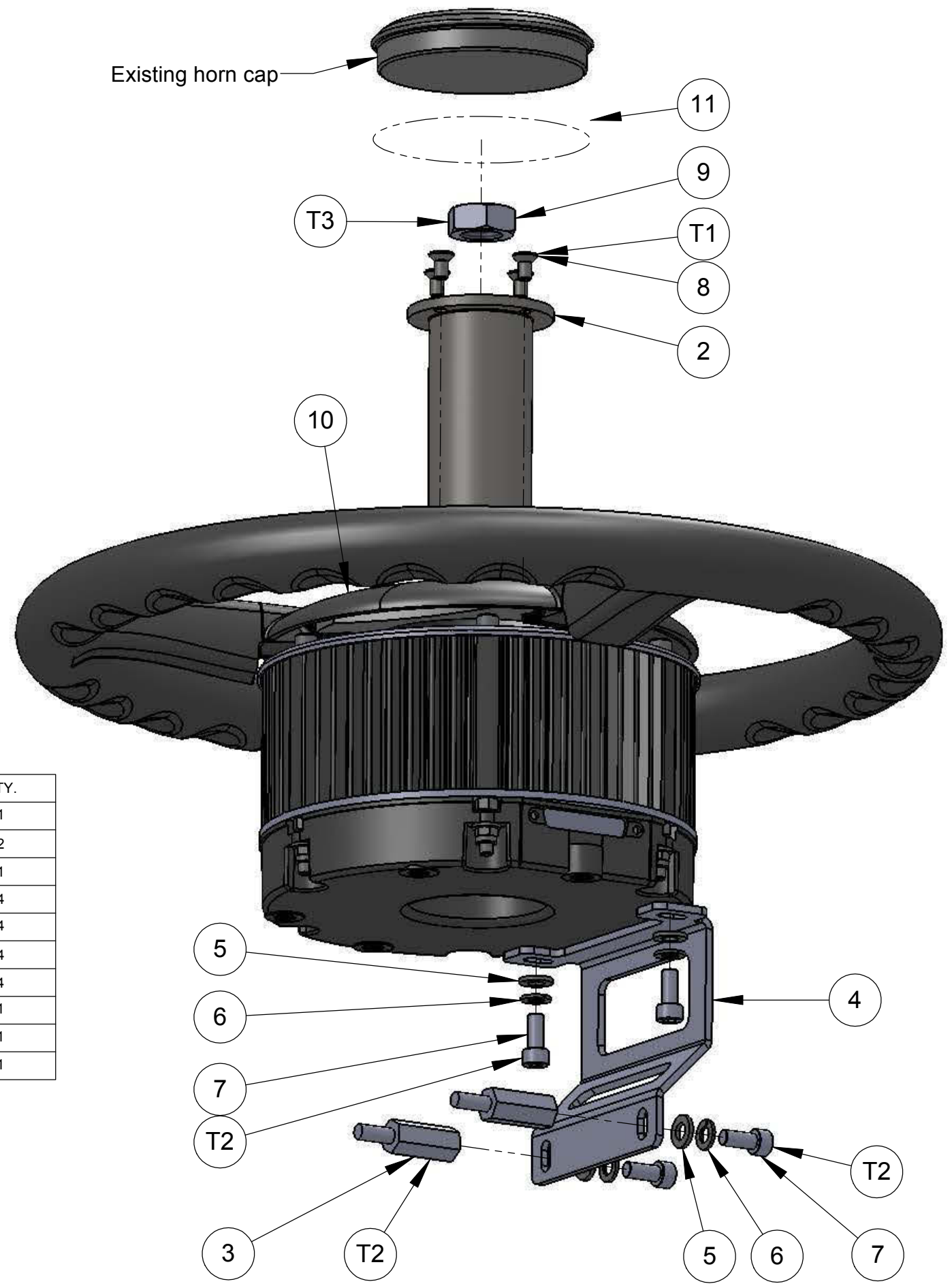
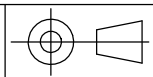
ITEM NO.	PART NUMBER	DrawNo	DESCRIPTION	QTY.
1	F454		Spring washer - M6 DIN127	4
2	F200		Washer - M6 flat - ZP	4
3	B153	002890	Anti-rotation bracket - Rear	1
4	B152	002889	Anti-rotation bracket - Front	1
6	M292	002888	Spline adaptor - Massey	1
7	F453		Screw - M5 x 25 SHCS - ZP	3
10	M307	002938	Adaptor shaft	1
11	F463		Screw - M5x10 SH C/SK - ZP	4
12	AGF481		Screw - M6x14 SHCS - ZP	4

Remove all burrs and sharp edges

**CAD MODEL AVAILABLE**

REV	DATE	ECO	DESCRIPTION	DRWN	APPD	MATERIAL	MACHINING TOLERANCES	DRAWN BY	DATE	PART OF ASSY	PART NUMBER	PROJECT	SHEET SIZE	
1.0	22/06/09		Production release	RC	MW	N/A	X ± 1 X.X ± 0.2 X.XX ± AS STATED ANGULAR ± 0.25°	RC	06/02/09		AGA3764	2129	A3	
1.1	28/07/09	355	M307 was M305, B152 & 153 now at rev. 1.1.	RC	MW			OM	17/06/09	MACHINE FINISH 3.2			SCALE 1:2	
1.2	06/08/09	361	AGF481 were F455	RC	MW			MW	17/06/09	DO NOT SCALE UNLESS OTHERWISE STATED. ALL DIMENSIONS ARE IN MILLIMETERS	Adaptor kit - Electric steer unit		SHEET 1 OF 1	
						FINISH N/A	HARNES TOLERANCES 0-300 +5 / -3 300-1000 +10 / -5 1000-3000 +20 / -10 3000-5000 +40 / -20 STRIP LENGTHS +0.5 / -0	14 PARK WAY MAWSON LAKES SOUTH AUSTRALIA 5095 PHONE: (+618)82033300 FAX: 1300307205 EMAIL: info@kee.com.au WEB: www.kee.com.au		DRAWING NO.	DRAWING STANDARD	SECURITY CLASS	REVISION	
											002900	AS1100	CONFIDENTIAL	1.2

PART NO  
**AGA3959**  
PART OF ASSY



Torque settings

Item No.	Thread spec.	Torque (Nm)	No. Off
T1	M5x0.8	6	4
T2	M6x1.0	8	6
T3	M18x1.5	Refer Cat spec.	1

ITEM NO.	PART NUMBER	DrawNo	DESCRIPTION	QTY.
2	AGM317	003009	Adaptor shaft	1
3	AGF482	003008	Stand - off M6x15	2
4	AGB1173	003007	Anti - rotation bracket	1
5	F200		Washer - Plain M6 - ZP	4
6	F454		Washer - M6 Spring - ZP	4
7	AGF481		Screw - M6x14 SHCS - ZP	4
8	F463		Screw M5 x 10 SH C/SK - ZP	4
9	AGF470	002966	Nut - Special M18	1
10	AGM344	003148	Steering wheel centre cover	1
11	AGM328	003064	Horn housing	1

Remove all burrs and sharp edges

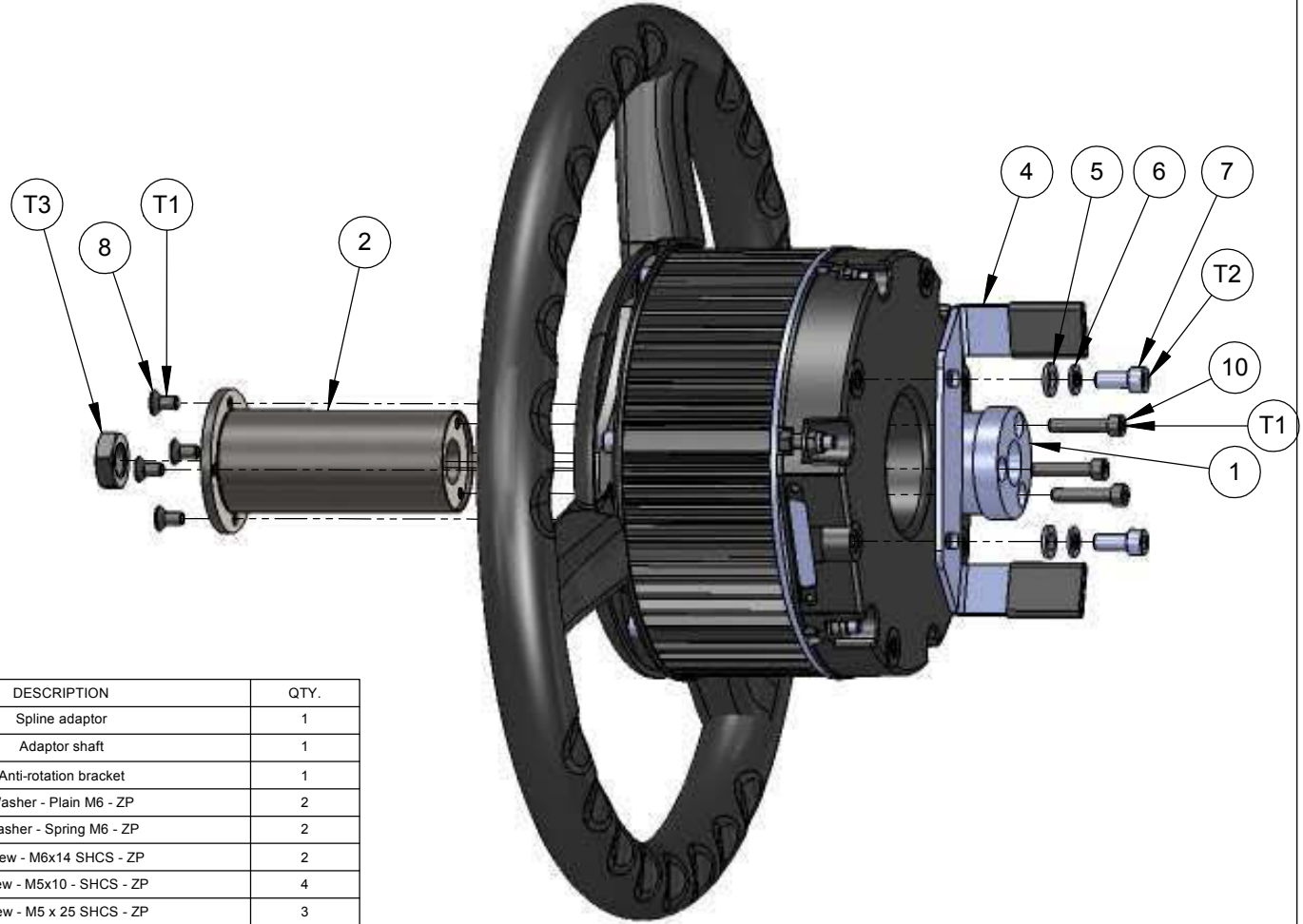
**CAD MODEL AVAILABLE**

REV	DATE	ECO	DESCRIPTION	DRWN	APPD	MATERIAL	MACHINING TOLERANCES	DRAWN BY	DATE	PART OF ASSY	PART NUMBER	PROJECT	SHEET SIZE
1.0	10/11/09		Production release	RC	MW		X: ± 1 X.X ± 0.2 X.XX ± AS STATED ANGULAR ± 0.25°	RC	13/08/09		AGA3959	2129	A3
							HARNES TOLERANCES 0-300 +5 / -3 300-1000 +10 / -5 1000-3000 +20 / -10 3000-5000 +40 / -20 STRIP LENGTHS +0.5 / -0	OM	10/11/09	MACHINE FINISH 3.2	AES-25 Adaptor kit		SCALE 1:2
								MW	10/11/09	DO NOT SCALE UNLESS OTHERWISE STATED. ALL DIMENSIONS ARE IN MILLIMETERS			SHEET 1 OF 1
											DRAWING NO. 003006	DRAWING STANDARD AS1100	REVISION 1.0
											SECURITY CLASS CONFIDENTIAL		

PART NO  
**AGA4039**



PART OF ASSY



Torque settings

Item No.	Thread Spec.	Torque (Nm)	No. off
T1	M6 x 1.0	8	4
T2	M5 x 0.8	6	7
T3	M14	Refer OEM spec	1

ITEM NO.	PART NUMBER	DrawNo	DESCRIPTION	QTY.
1	M292	002888	Spine adaptor	1
2	AGM342	003139	Adaptor shaft	1
4	AGB1200	003138	Anti-rotation bracket	1
5	F200		Washer - Plain M6 - ZP	2
6	F454		Washer - Spring M6 - ZP	2
7	AGF481		Screw - M6x14 SHCS - ZP	2
8	F463		Screw - M5x10 - SHCS - ZP	4
10	F453		Screw - M5 x 25 SHCS - ZP	3

**CAD MODEL AVAILABLE**

Remove all burrs and sharp edges  
3D CAD data is master

REV	DATE	ECO	DESCRIPTION	DRWN	APPD	MATERIAL	MACHINING TOLERANCES	DRAWN BY	DATE	PART OF ASSY	PART NUMBER	PROJECT	SHEET SIZE
1.0	19/02/10		Production release	RC			X ± 1 X.X ± 0.2 X.XX ± AS STATED ANGULAR ± 0.25°	RC	03/10/09		AGA4039	2129	A3
							HARNES TOLERANCES 0-300 +5 / -3 300-1000 +10 / -5 1000-3000 +20 / -10 3000-5000 +40 / -20 STRIP LENGTHS +0.5 / -0	OM	19/02/10	MACHINE FINISH 3.2	AES-25 Adaptor kit		SCALE 1:1
								AD	19/02/10	DO NOT SCALE UNLESS OTHERWISE STATED. ALL DIMENSIONS ARE IN MILLIMETERS.			SHEET 1 OF 1
										14 PARK WAY MAWSON LAKES SOUTH AUSTRALIA 5095	DRAWING NO. 003137	DRAWING STANDARD AS1100	REVISION 1.0
										PHONE: (+618)82033300 FAX: 1300307205 EMAIL: info@kee.com.au WEB: www.kee.com.au	SECURITY CLASS CONFIDENTIAL		



# ***System 200***

## ***AES-25 Electric Steering***

### ***Vehicle Adaptor Kits***

#### ***Jacto Uni***



*X30 Console*

*AES-25 Electric Steering*

#### **Contents**

- AGA4141

PART NO  
**AGA4141**



PART OF ASSY



Torque settings

Item 1	Thread spec.	Torque (Nm)	No. off
T1	M5 x 0.8	6	4
T2	M6 x 1.0	8	2
T3	M18x1.5	Refer OEM spec	1

ITEM NO.	PART NUMBER	DESCRIPTION	QTY.
1	AGM359	Adaptor shaft	1
3	B155	Anti-rotation bracket	1
4	F200	Washer - Plain M6 - ZP	2
5	F454	Washer - Spring M6 - ZP	2
6	AGF481	Screw - M6x14 SHCS - ZP	2
7	AGF470	Nut - Special M18	1
8	F463	Screw - M5 x 10 SH C/SK - ZP	4

**CAD MODEL AVAILABLE**  
Remove all burrs and sharp edges  
CAD Data is master

REV	DATE	ECO	DESCRIPTION	DRWN	APPD	MATERIAL	MACHINING TOLERANCES	DRAWN BY	DATE	PART OF ASSY	PART NUMBER	PROJECT	SHEET SIZE	
1.0	03/02/11		Production release	RC	KM		X ± 1 X.X ± 0.2 X.XX ± AS STATED ANGULAR ± 0.25°	RC	21/01/10		AGA4141	2129	A3	
							HARNESSTOLERANCES 0-300 +5/-3 300-1000 +10/-5 1000-3000 +20/-10 3000-5000 +40/-20 STRIP LENGTHS +0.5/-0	OM	03/02/11	MACHINE FINISH	3.2	AES-25 Adaptor kit	SCALE 1:2	
								KM	03/02/11	3.2			SHEET 1 OF 1	
											DRAWING NO. 003220	DRAWING STANDARD AS1100	SECURITY CLASS CONFIDENTIAL	REVISION 1.0

# ***System 200***

## ***AES-25 Electric Steering***

### ***Vehicle Adaptor Kits***

#### ***MacDon***



*X30 Console*

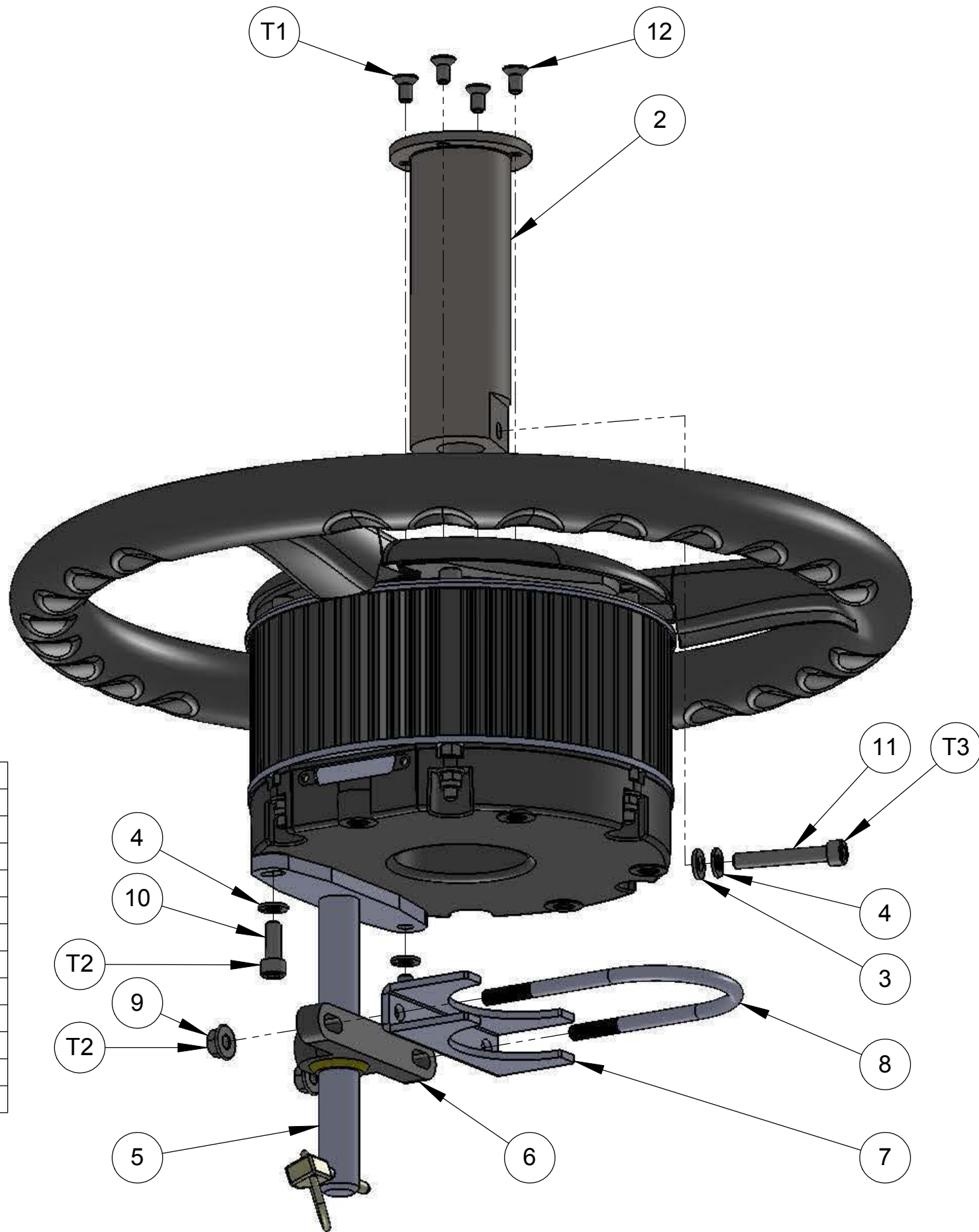
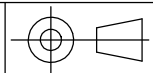
*AES-25 Electric Steering*

#### **Contents**

- AGA3967

PART NO  
**AGA3967**

PART OF ASSY



Torque settings

Item No.	Thread spec.	Torque (Nm)	No. off
T1	M5x0.8	6	4
T2	M6 x 1.0	8	4
T3	M6 x 1.0	10	1

ITEM NO.	PART NUMBER	DrawNo	DESCRIPTION	QTY.
2	AGM320	003038	Adaptor shaft	1
3	F200		Washer - Plain M6 - ZP	1
4	F454		Washer - Spring M6 - ZP	3
5	B154	002895	Anti-rotation bracket	1
6	B166		Pillow block - Igus KSTM-16	1
7	AGB1185	003037	Saddle clamp	1
8	AGB1184	003036	U-Bolt	1
9	F466		Nut - M6 Nyloc flanged - ZP	2
10	F455		Screw - M6 x 16 SHCS - ZP	2
11	AGF488		Screw - M6 X 40 SHCS - ZP	1
12	F463		Screw - M6 x 10 SH C/SK - ZP	4
13	F465		Lynchpin - 3/16x1-1/4"	1

**CAD MODEL AVAILABLE**

Remove all burrs and sharp edges  
3D CAD data is master

REV	DATE	ECO	DESCRIPTION	DRWN	APPD	MATERIAL	MACHINING TOLERANCES	DRAWN BY	DATE	PART OF ASSY	PART NUMBER	PROJECT	SHEET SIZE
1.0	25/09/09		Production release	RC	MW		X ± 1 X.XX ± 0.2 X.XXX ± AS STATED ANGULAR ± 0.25°	RC	31/08/09	PART OF ASSY	AGA3967	2129	A3
							HARNES TOLERANCES 0-300 +5 / -3 300-1000 +10 / -5 1000-3000 +20 / -10 3000-5000 +40 / -20 STRIP LENGTHS +0.5 / -0	OM	25/09/09	MACHINE FINISH 3.2 ALL ROUND UNLESS OTHERWISE STATED	Adaptor kit - AES-25		SCALE 1:2
								MW	25/09/09	DO NOT SCALE UNLESS OTHERWISE STATED. ALL DIMENSIONS ARE IN MILLIMETERS			SHEET 1 OF 1
											DRAWING NO. 003018	DRAWING STANDARD AS1100	REVISION 1.0
											SECURITY CLASS CONFIDENTIAL		



# ***System 200***

## ***AES-25 Electric Steering***

### ***Vehicle Adaptor Kits***

#### ***Deutz-Fahr***



*X30 Console*

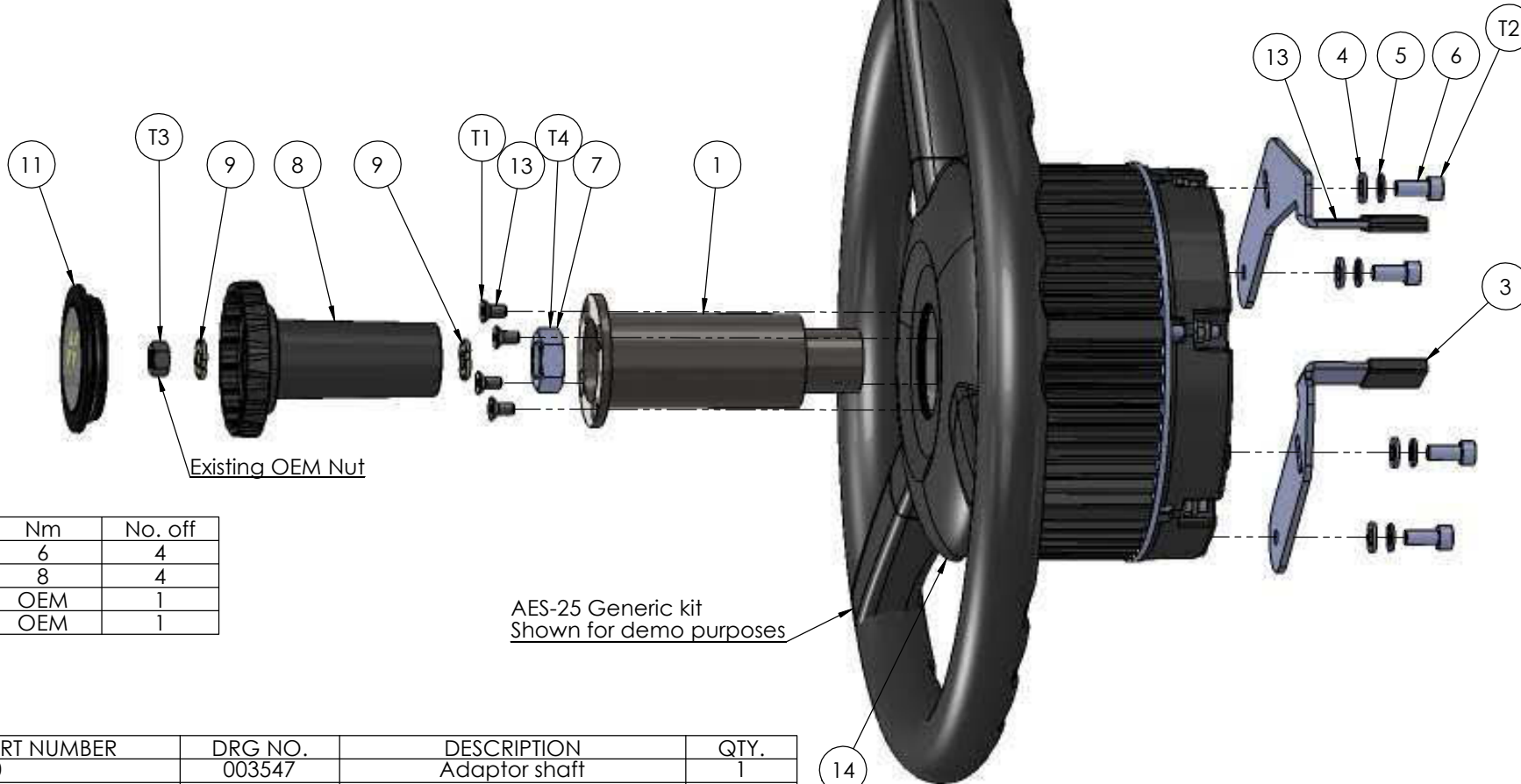
*AES-25 Electric Steering*

#### **Contents**

- AGA4607

PART NO  
**AGA4607**

PART OF ASSY



Torque settings

Item No.	Thread	Nm	No. off
T1	M5x0.8	6	4
T2	M6x1.0	8	4
T3	M8	OEM	1
T4	M18x1.5	OEM	1

ITEM NO.	PART NUMBER	DRG NO.	DESCRIPTION	QTY.
1	AGM400	003547	Adaptor shaft	1
3	AGB1249	003548	Anti-rotation bracket	1
4	F200		Washer - Plain M6 - ZP	4
5	F454		Washer - Spring M6 - ZP	4
6	AGF481		Screw - M6x14 SHCS - ZP	4
7	AGF470	002966	Nut - Special M18	1
8	M297	002922	Telescope actuator	1
9	M298	002923	Column actuator plate	2
11	AGA3902	002976	Centre cap assembly	1
13	F463		Screw - M5 x 10 SH C/SK - ZP	4
13	AGB1258	003586	Anti-rotation bracket	1
14	M303	002931	Steering wheel centre cover	1

CAD Data is master.

Component must comply with requirements of EU RoHS directive.

REV	DATE	ECO	DESCRIPTION	DRWN	CHECKED	APPD	MATERIAL	MACHINING TOLERANCES	DRAWN BY	DATE	PART OF ASSY	PART NUMBER	PROJECT	SHEET SIZE
1.0	29/04/11		Production release	RC	OM	KM		X ± 1 X.X ± 0.2 X.XX ± AS STATED ANGULAR ± 0.25*	RC	08/02/11		AGA4607	2129	A3
							FINISH	HARNESSTOLERANCES 0-300 +5/-3 300-1000 +10/-5 1000-3000 +20/-10 3000-5000 +40/-20 STRIP LENGTHS +0.5/-0	OM	02/05/11	MACHINE FINISH	AES-25 Adaptor kit		SCALE 1:2
									KM	02/05/11	DO NOT SCALE UNLESS OTHERWISE STATED. ALL DIMENSIONS ARE IN MILLIMETERS.	DRAWING NO.	DRAWING STANDARD	SECURITY CLASS
												003546	AS1100	CONFIDENTIAL
														REVISION 1 OF 1
														1.0

# ***System 200***

## ***AES-25 Electric Steering***

### ***Vehicle Adaptor Kits***

#### ***JCB***



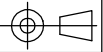
*X30 Console*

*AES-25 Electric Steering*

#### **Contents**

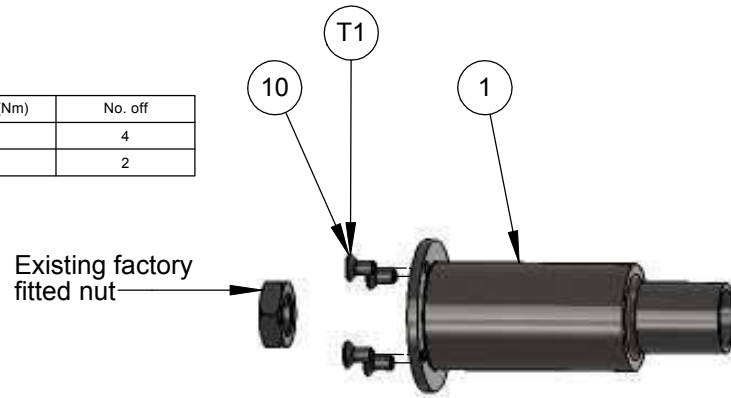
- AGA4109

PART NO  
**AGA4109**  
 PART OF ASSY



Torque settings

Item No.	Thread spec.	Torque (Nm)	No. off
T1	M5 x 0.8	6	4
T2	M6 x 1.0	8	2



ITEM NO.	PART NUMBER	DrawNo	DESCRIPTION	QTY.
1	AGM356	003197	Adaptor shaft	1
3	AGB1210	003196	Console bracket	1
4	AGM336	003113	Anti - rotation plate	1
5	F200		Washer - Plain M6 - ZP	2
6	F454		Washer - Spring M6 - ZP	2
7	AGF481		Screw - M6x14 SHCS - ZP	2
10	F463		Screw - M5 x 10 SH C/SK - ZP	4

**CAD MODEL AVAILABLE**  
 Remove all burrs and sharp edges  
 3D CAD data is master

REV	DATE	ECO	DESCRIPTION	DRWN	APPD	MATERIAL	MACHINING TOLERANCES	DRAWN BY	DATE	PART OF ASSY	PART NUMBER	PROJECT	SHEET SIZE
1.0	04/01/10		Production release	RC	AD		X ± 1 X.X ± 0.2 X.XX ± AS STATED ANGULAR ± 0.25*	RC	04/01/10		AGA4109	2129	A3
							HARNESSTOLERANCES 0-300 +5/-3 300-1000 +10/-5 1000-3000 +20/-10 3000-5000 +40/-20 STRIP LENGTHS +0.5/-0	OM	22/01/10	MACHINE FINISH 3.2	AES-25 Adaptor kit		SCALE 1:2
								AD	22/01/10	DO NOT SCALE UNLESS OTHERWISE STATED. ALL DIMENSIONS ARE IN MILLIMETERS.			SHEET 1 OF 1
											DRAWING NO. 003195	DRAWING STANDARD AS1100	SECURITY CLASS CONFIDENTIAL
													REVISION 1.0



# *System 200*

## *X20 Spray Control*



### **Contents**

- Self-Propelled Interface Kits
- Existing Controller Retrofit Kits
- Spray Control Options

# ***System 200***

## ***X20 Spray Control***

### ***Self-Propelled Vehicle***

### ***Interface Kits***

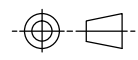


#### **Contents**

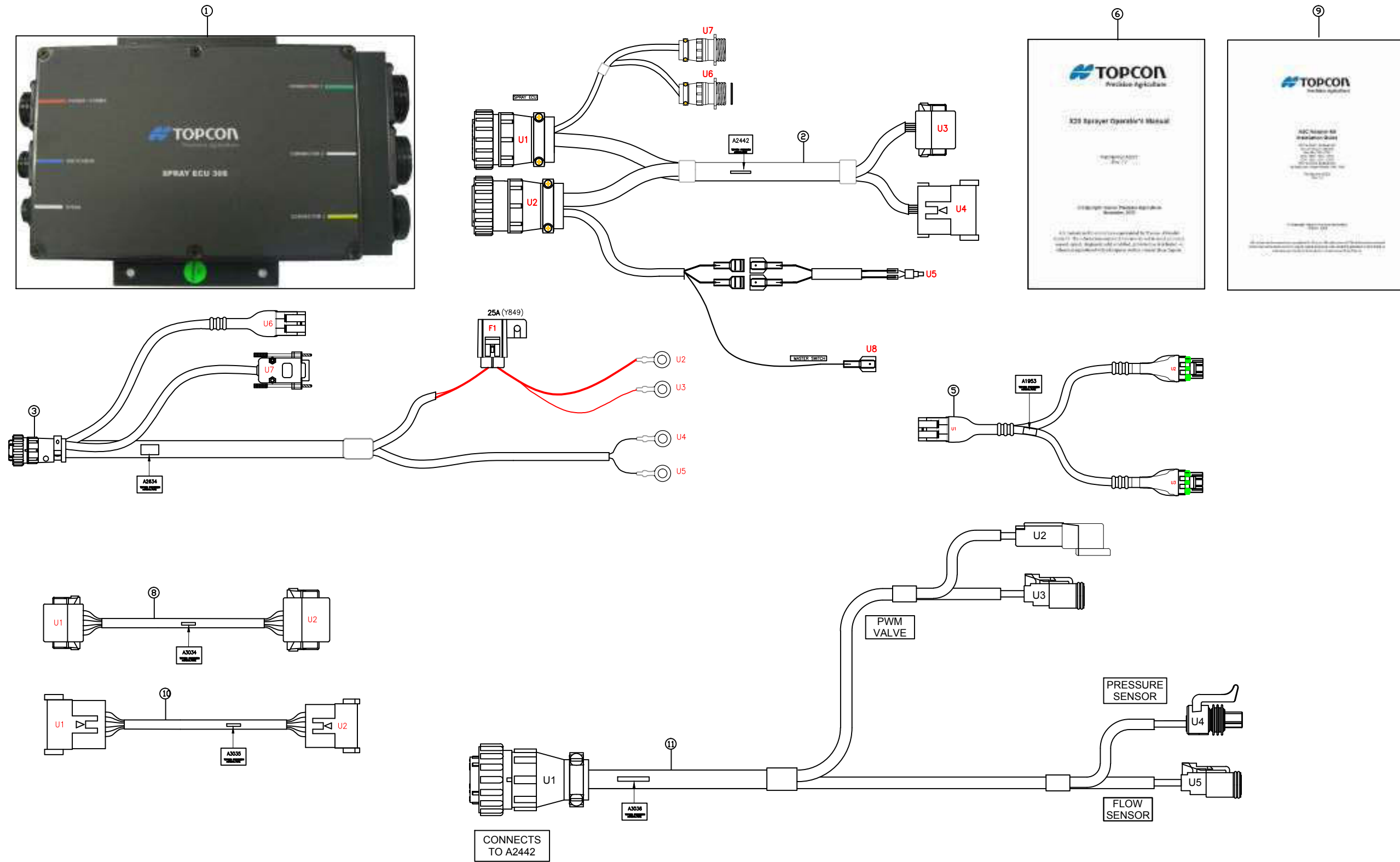
- A2461
- A2900
- A3219
- A2573
- A3107
- A3004

PART NO: A2461

PART OF ASSY:



ITEM	QTY	MATERIAL/DESCRIPTION	DWG. NO.	CODE
1	1	SPRAY ECU 30S	X	A2643
2	1	SPRAY ECU 30S TO 1254/1264	X	A2442
3	1	SPRAY ECU POWER/COMMS HRNS	X	A2634
4	1	X10 X15 X20 SOFTWARE UPGRADE	X	A2801
5	1	POWER ADAPTOR/SPLITTER HRNS	X	A1953
6	1	X10 X150 X20 SPRAYRATE MANUAL	X	A2677
7	1	ZYNX SOFTWARE SPRAYER	X	A924
8	1	ROGATOR SECTION SENSE ADAPTOR	X	A3034
9	1	ROGATOR ASC INSTALATION MANUAL	X	A3033
10	1	ROGATOR SECTION DRIVE ADAPTOR	X	A3035
11	1	ROGATOR 'c'/SPRAY COUPE 7000	X	A3036
12	1	BOX-CARDBOARD 53x35x27cm	X	Z025



REV	DATE	ECO NO.	DESCRIPTION OF CHANGE	DRWN	APPR'D	MATERIAL	MACHINING TOLERANCES	DRAWN	DATE	PART OF ASSY:	PART NO:	PROJECT:	SHEET SIZE
1.0	05/03/12	-	PRODUCTION RELEASE	KL			X, +/-1 X.X +/-0.2 X.XX AS STATED ANGULAR ±0.25°	KL	05/03/12		A2461		A3
							HARNES TOLERANCES 0-300 +5/-3 300-1000 +10/-5 1000-3000 +20/-10 3000-5000 +40/-20 STRIP LENGTHS +0.5/-0						N/A
													SHEET 1 OF 1
													REV 1.0

DRAWN: KL CHECKED: DATE ENG APPROVAL: DATE	DATE: 05/03/12 DATE: DATE DATE: DATE	MACHINE FINISH: 3.2 ALL ROUND UNLESS OTHERWISE STATED	DO NOT SCALE UNLESS OTHERWISE STATED ALL DIMENSIONS ARE IN MILLIMETRES
TOPCON Precision Agriculture 14 PARK WAY MAWSON LAKES SOUTH AUSTRALIA 5095		PH: +61(0)882033300 FAX: +611300307205 EMAIL: info@topcon.com www.topcon.com	
PART OF ASSY:		DRAWING NO: 00XXXX	SECURITY CLASS: CONFIDENTIAL
TITLE: SELF PROPELLED SPRAYER KIT		DRAWING STANDARD: AS1100	PROJECT:

COPYRIGHT: THIS DRAWING IS THE PROPERTY OF TOPCON PRECISION AGRICULTURE. IT MAY NOT BE REPRODUCED IN WHOLE OR IN PART WITHOUT THEIR WRITTEN PERMISSION

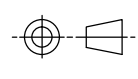
UNLESS OTHERWISE STATED, ALL PRINTED COPIES OF THIS DOCUMENT ARE UNCONTROLLED. REFER TO DRAWING REGISTER FOR LATEST RELEASE



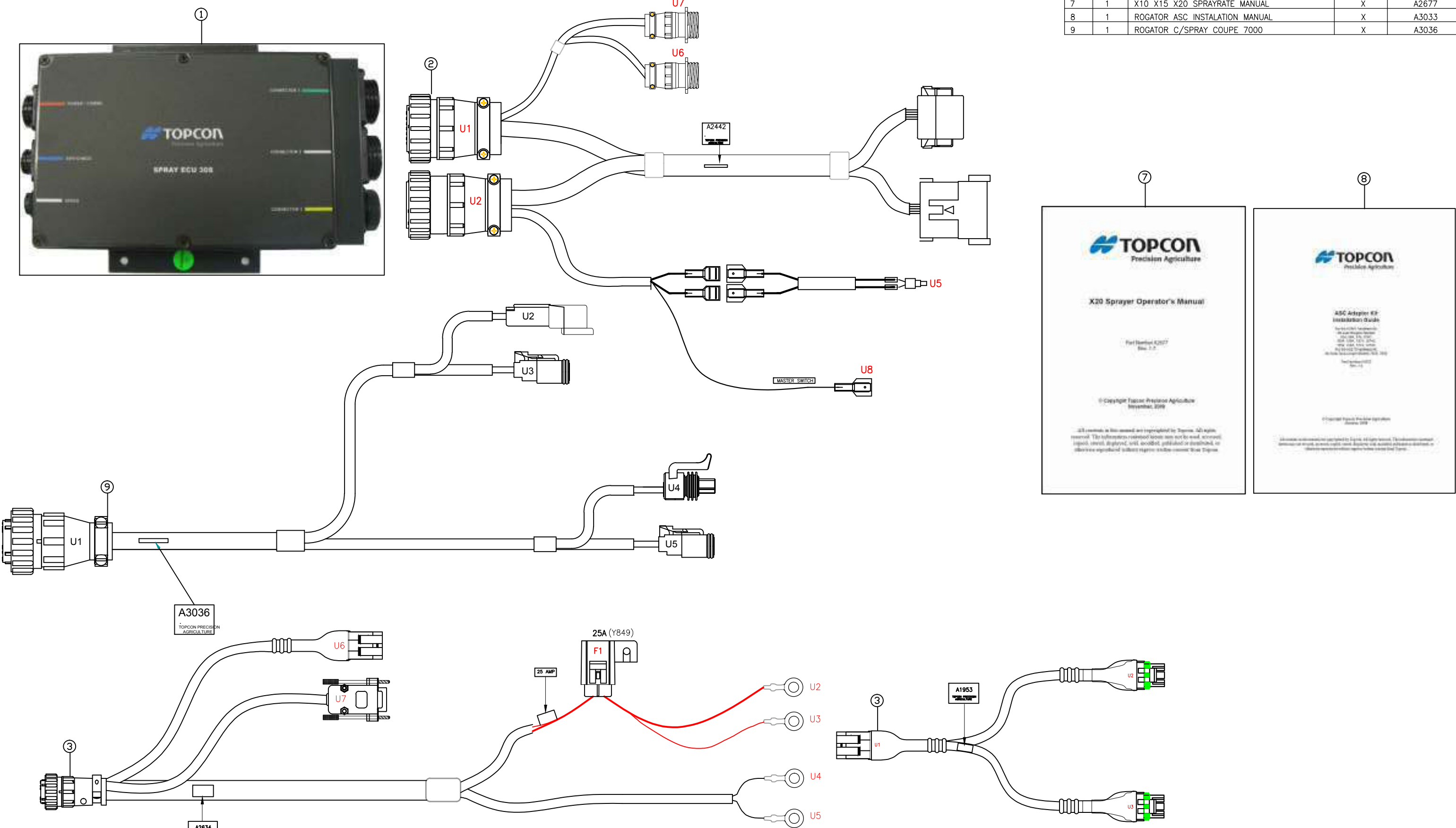


PART NO: A3219

PART OF ASSY:



ITEM	QTY	MATERIAL/DESCRIPTION	DWG. NO.	CODE
1	1	SPRAY ECU 30S	X	A2643
2	1	SPRAY ECU 30S TO 1254/1264	X	A2442
3	1	SPRAY ECU POWER/COMMS HARNESS	X	A2634
4	1	X10 X15 X20 SOFTWARE UPGRADE	X	A2801
5	1	ZYNX SOFTWARE SPRAYER	X	A924
6	1	POWER ADAPTOR/SPLITTER HARNESS	X	A1953
7	1	X10 X15 X20 SPRAYRATE MANUAL	X	A2677
8	1	ROGATOR ASC INSTALATION MANUAL	X	A3033
9	1	ROGATOR C/SPRAY COUPE 7000	X	A3036



COPYRIGHT: THIS DRAWING IS THE PROPERTY OF TOPCON PRECISION AGRICULTURE. IT MAY NOT BE REPRODUCED IN WHOLE OR IN PART WITHOUT THEIR WRITTEN PERMISSION.

UNLESS OTHERWISE STATED, ALL PRINTED COPIES OF THIS DOCUMENT ARE UNCONTROLLED. REFER TO DRAWING REGISTER FOR LATEST RELEASE.

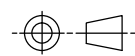
REV	DATE	ECO NO.	DESCRIPTION OF CHANGE	DRWN	APPR'D	MATERIAL	MACHINING TOLERANCES	DRAWN	DATE	PART OF ASSY:	PART NO:	PROJECT:	SHEET SIZE				
1.0	6/6/12	-	ORIGINAL RELEASE	KL			X, X.X +/-1 X.XX +/-0.2 X.XX AS STATED ANGULAR ±0.25°	KL	6/6/12		A3219		A3				
							HARNESS TOLERANCES 0-300 +5/-3 300-1000 +10/-5 1000-3000 +20/-10 3000-5000 +40/-20 STRIP LENGTHS +0.5/-0										
								CHECKED DATE ENG APPROVAL DATE		MACHINE FINISH ALL ROUND UNLESS OTHERWISE STATED DO NOT SCALE UNLESS OTHERWISE STATED ALL DIMENSIONS ARE IN MILLIMETRES		TITLE: SPRAYER INTERFACE KIT SUIT SPRAY COUPE 7000 SERIES		SCALE N/A			
								TOPCON Precision Agriculture 14 PARK WAY MAWSON LAKES SOUTH AUSTRALIA 5095 PH: +61(0)882033300 FAX: +611300307205 EMAIL: info@topcon.com www.topcon.com		DRAWING NO: 00XXXX		SECURITY CLASS CONFIDENTIAL		DRAWING STANDARD AS1100		SHEET 1 OF 1 REV 1.0	



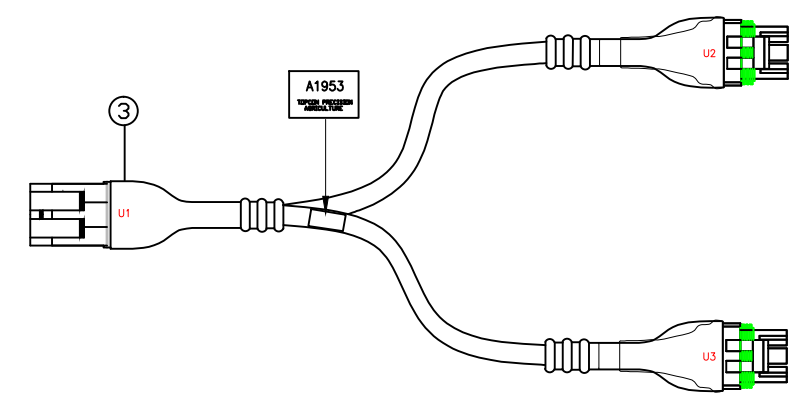
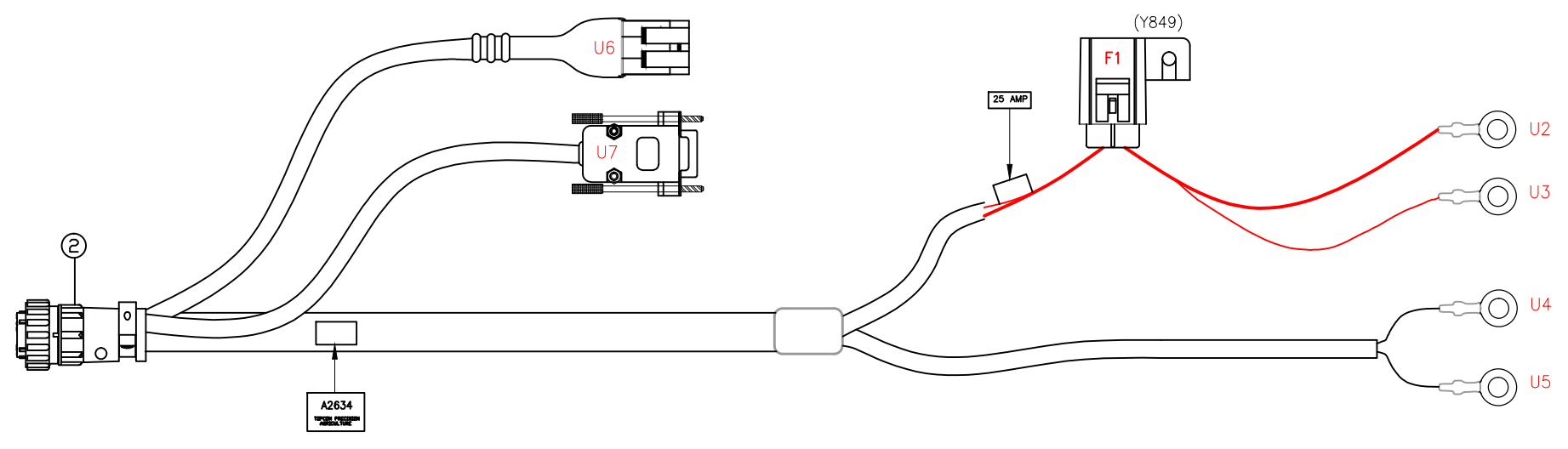
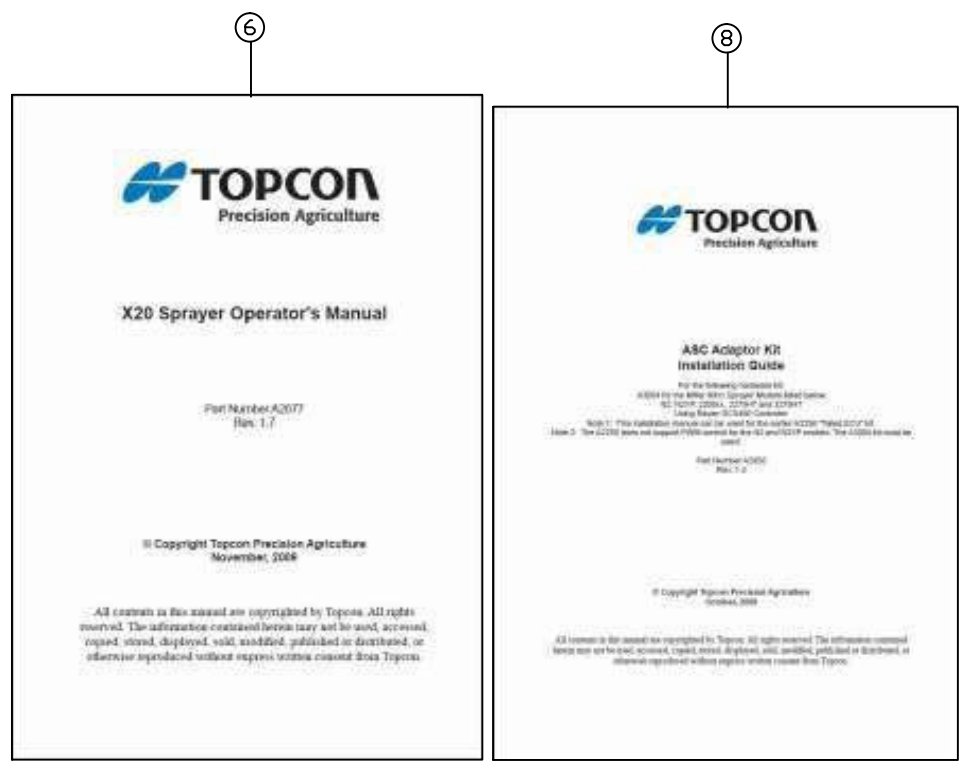
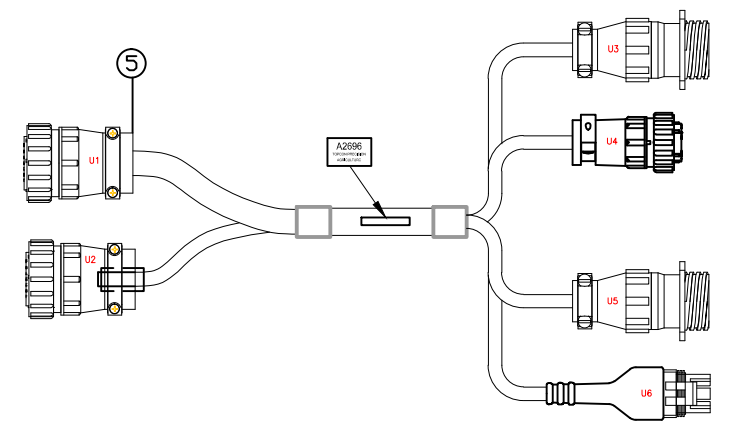


PART NO: A3004

PART OF ASSY:



ITEM	QTY	MATERIAL/DESCRIPTION	DWG. NO.	CODE
1	1	SPRAY ECU 30S	X	A2643
2	1	SPRAY ECU POWER/COMMS HARNESS	X	A2634
3	1	POWER ADAPTOR/SPLITTER HARNESS	X	A1953
4	1	ZYNX SOFTWARE SPRAYER	X	A924
5	1	SPRAY ECU TO MILLER NITRO	X	A2696
6	1	X10 X15 X20 SPRAYRATE MANUAL	X	A2677
7	1	X10 X15 X20 SOFTWARE UPGRADE	X	A2801
8	1	APPLICATION MANUAL ZYNX SPRAY	X	A2956



REV	DATE	ECO NO.	DESCRIPTION OF CHANGE	DRWN	APPR'D	MATERIAL	MACHINING TOLERANCES	DRAWN	DATE	PART OF ASSY:	PART NO:	PROJECT:	SHEET SIZE
1.0	6/6/12	-	ORIGINAL RELEASE	KL			X, +/-1 X.X +/-0.2 X.XX AS STATED ANGULAR ±0.25°	KL	6/6/12		A3004		A3
						FINISH	HARNES TOLERANCES 0-300 +5/-3 300-1000 +10/-5 1000-3000 +20/-10 3000-5000 +40/-20 STRIP LENGTHS +0.5/-0						
										TITLE: ZYNX INTERFACE KIT SUIT MILLER		SCALE N/A	
										DRAWING NO: 00XXXX		SECURITY CLASS CONFIDENTIAL	
										DRAWING STANDARD AS1100		REV 1.0	

COPYRIGHT: THIS DRAWING IS THE PROPERTY OF TOPCON PRECISION AGRICULTURE. IT MAY NOT BE REPRODUCED IN WHOLE OR IN PART WITHOUT THEIR WRITTEN PERMISSION.

UNLESS OTHERWISE STATED, ALL PRINTED COPIES OF THIS DOCUMENT ARE UNCONTROLLED. REFER TO DRAWING REGISTER FOR LATEST RELEASE.



# ***System 200***

## ***X20 Spray Control***

### ***Existing Controller***

### ***Retrofit Kits***



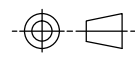
#### **Contents**

- A2791
- A1857
- A1858
- A1787
- A1793

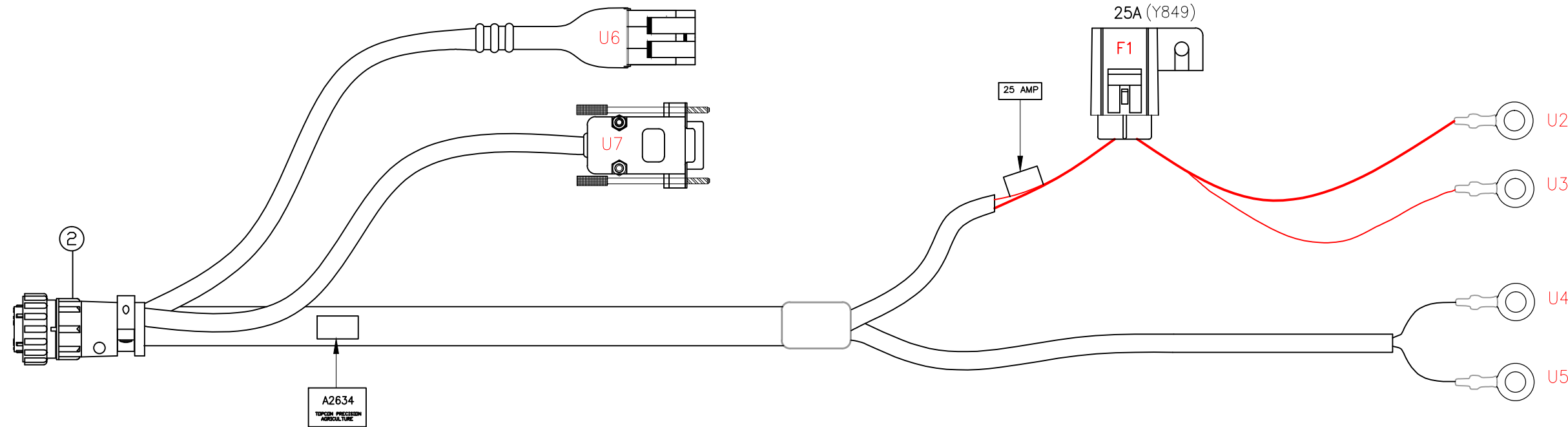
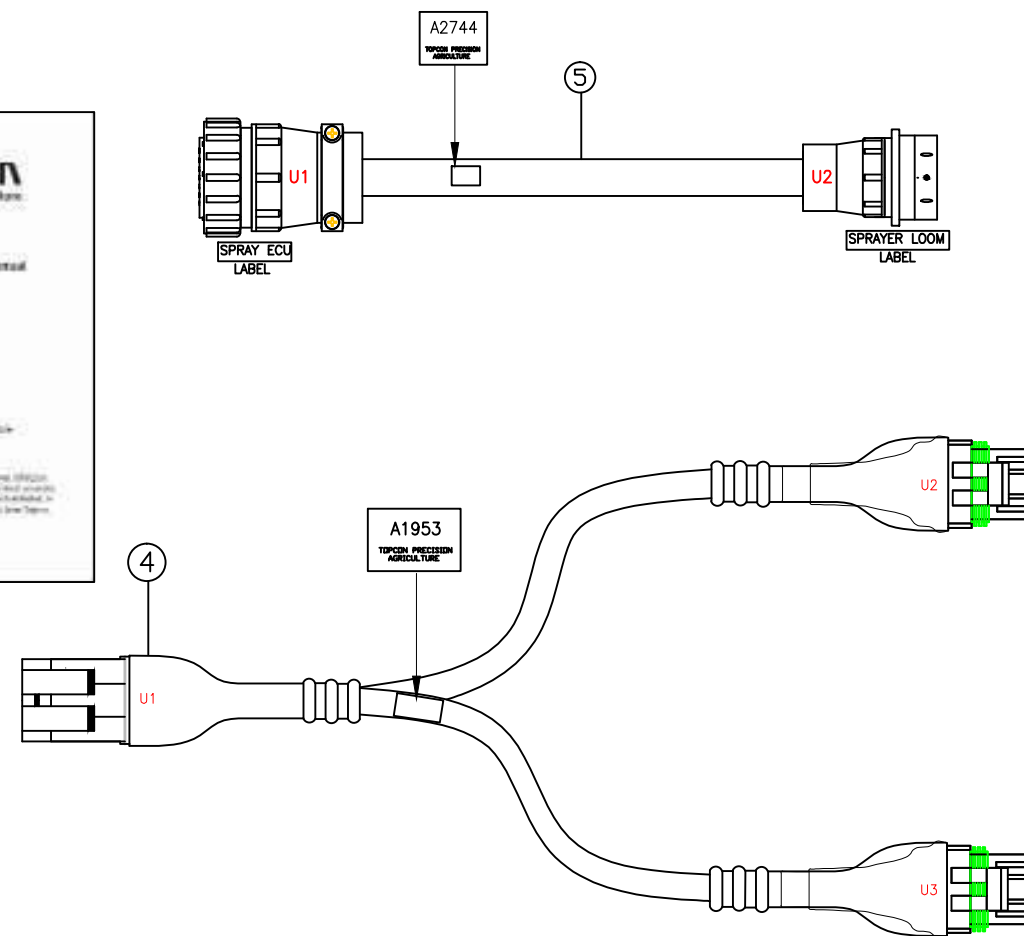


PART NO: A1857

PART OF ASSY:



ITEM	QTY	MATERIAL/DESCRIPTION	DWG. NO.	CODE
1	1	SPRAY ECU 30S	X	A2643
2	1	SPRAY ECU POWER COMMS HARNESS	X	A2634
3	1	SPRAYER SWITCH BOX	X	A1268
4	1	POWER ADAPTOR/SPLITTER HARNESS	X	A1953
5	1	TEE JET 844/854 SPRAY ECU	X	A2744
6	1	X10 X15 X20 SPRAYRATE MANUAL	X	A2677
7	1	ZYNX SOFTWARE SPRAYER	X	A924
8	1	X10 X15 X20 SOFTWARE UPGRADE	X	A2801



REV	DATE	ECO NO.	DESCRIPTION OF CHANGE	DRWN	APPR'D	MATERIAL	MACHINING TOLERANCES	DRAWN	DATE	PART OF ASSY:	PART NO:	PROJECT:	SHEET SIZE
1.0	01/03/12	-	PRODUCTION RELEASE	KL			X, +/-1 X.X +/-0.2 X.XX AS STATED ANGULAR ±0.25°	KL	01/03/12		A1857		A3
							HARNES TOLERANCES 0-300 +5/-3 300-1000 +10/-5 1000-3000 +20/-10 3000-5000 +40/-20 STRIP LENGTHS +0.5/-0						

CHECKED	DATE	MACHINE FINISH	DO NOT SCALE UNLESS OTHERWISE STATED ALL DIMENSIONS ARE IN MILLIMETRES
ENG APPROVAL	DATE	ALL ROUND UNLESS OTHERWISE STATED	

 14 PARK WAY MAWSON LAKES SOUTH AUSTRALIA 5095	PH: +61(0)882033300 FAX: +611300307205 EMAIL: info@topcon.com www.topcon.com
--	---

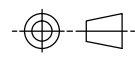
TITLE:	SPRAYER ELECTRONIC CONTROL TO SUIT TEE JET 844	DRAWING NO:	00XXXX	SECURITY CLASS	CONFIDENTIAL	DRAWING STANDARD	AS1100	REV	1.0
--------	--	-------------	--------	----------------	--------------	------------------	--------	-----	-----

COPYRIGHT: THIS DRAWING IS THE PROPERTY OF TOPCON PRECISION AGRICULTURE. IT MAY NOT BE REPRODUCED IN WHOLE OR IN PART WITHOUT THEIR WRITTEN PERMISSION.

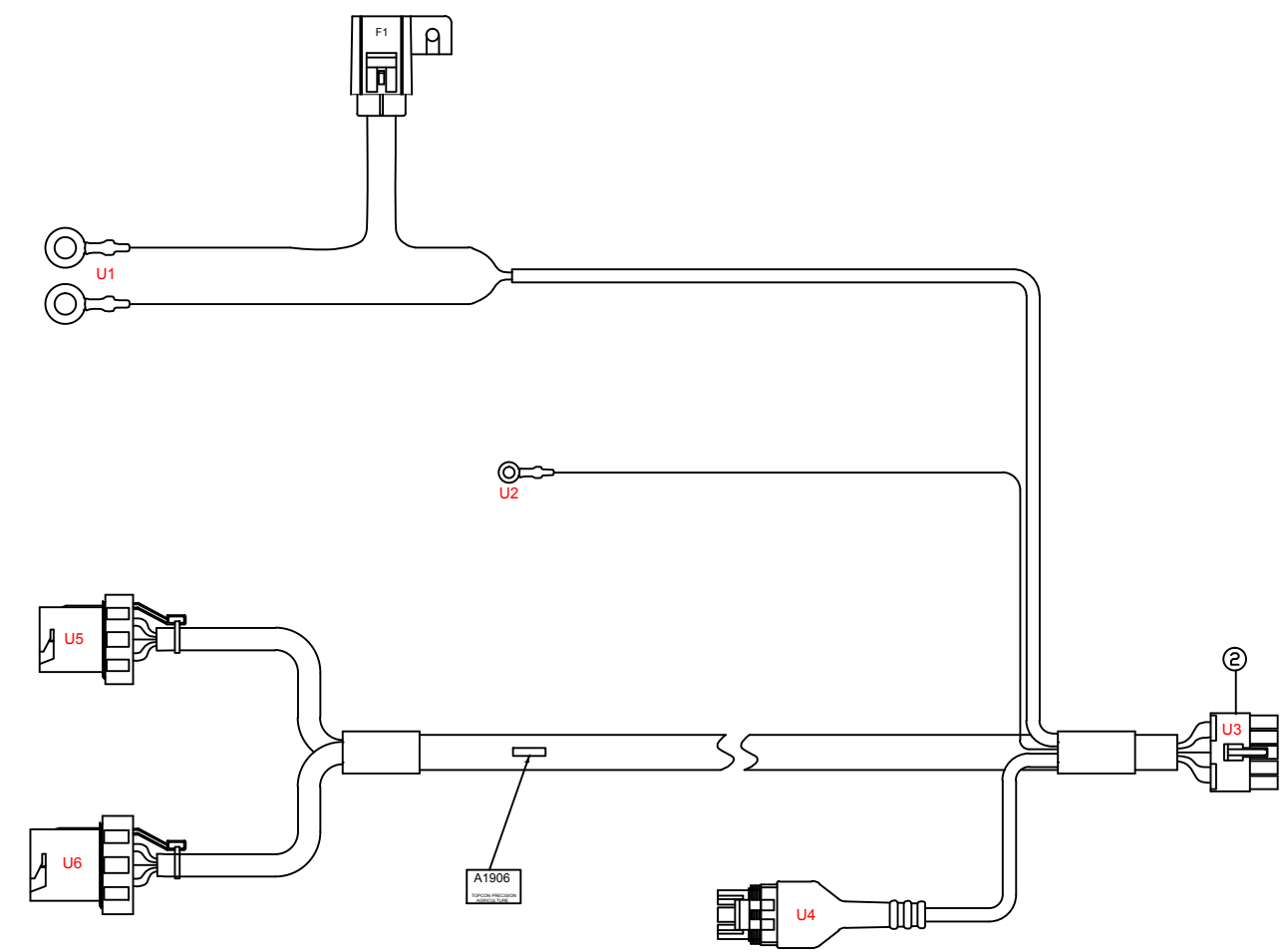
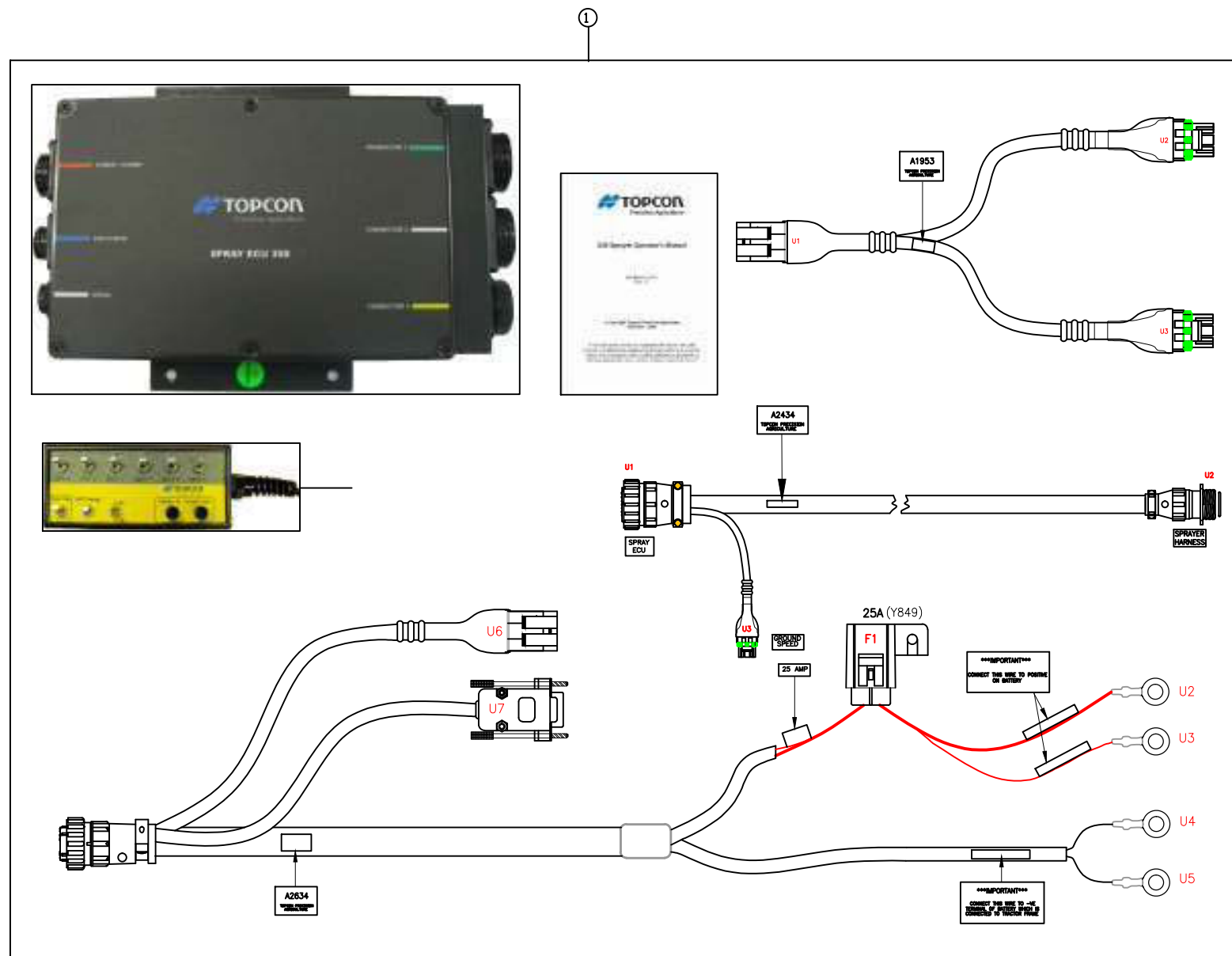
UNLESS OTHERWISE STATED, ALL PRINTED COPIES OF THIS DOCUMENT ARE UNCONTROLLED. REFER TO DRAWING REGISTER FOR LATEST RELEASE.

PART NO: A1858

PART OF ASSY:



ITEM	QTY	MATERIAL/DESCRIPTION	DWG. NO.	CODE
1	1	ZYNX X10 X15 SPRAYER, NH3	X	A923
2	1	TEE JET 855 INTERFACE LOOM	X	A1906



REV	DATE	ECO NO.	DESCRIPTION OF CHANGE	DRWN	APPR'D	MATERIAL	MACHINING TOLERANCES	DRAWN	DATE	PART OF ASSY:	PART NO:	PROJECT:	SHEET SIZE
1.0	01/03/12	-	PRODUCTION RELEASE	KL			X X.X +/-1 X.XX +/-0.2 X.XX AS STATED ANGULAR ±0.25°	KL	01/03/12		A1858		A3
						FINISH	HARNES TOLERANCES 0-300 +5/-3 300-1000 +10/-5 1000-3000 +20/-10 3000-5000 +40/-20 STRIP LENGTHS +0.5/-0						
								CHECKED DATE ENG APPROVAL DATE		MACHINE FINISH ALL ROUND UNLESS OTHERWISE STATED		DO NOT SCALE UNLESS OTHERWISE STATED ALL DIMENSIONS ARE IN MILLIMETRES	
								TOPCON Precision Agriculture 14 PARK WAY MAWSON LAKES SOUTH AUSTRALIA 5095		PH:+61(0)882033300 FAX: +611300307205 EMAIL:info@topcon.com www.topcon.com		DRAWING NO: 00XXXX SECURITY CLASS: CONFIDENTIAL DRAWING STANDARD: AS1100	
											TITLE: SPRAYER ELECTRONIC CONTROL UNITS TO SUIT TEE JET 855 CONTROLLER SHEET 1 OF 1 REV 1.0		

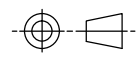
COPYRIGHT: THIS DRAWING IS THE PROPERTY OF TOPCON PRECISION AGRICULTURE. IT MAY NOT BE REPRODUCED IN WHOLE OR IN PART WITHOUT THEIR WRITTEN PERMISSION

UNLESS OTHERWISE STATED, ALL PRINTED COPIES OF THIS DOCUMENT ARE UNCONTROLLED. REFER TO DRAWING REGISTER FOR LATEST RELEASE

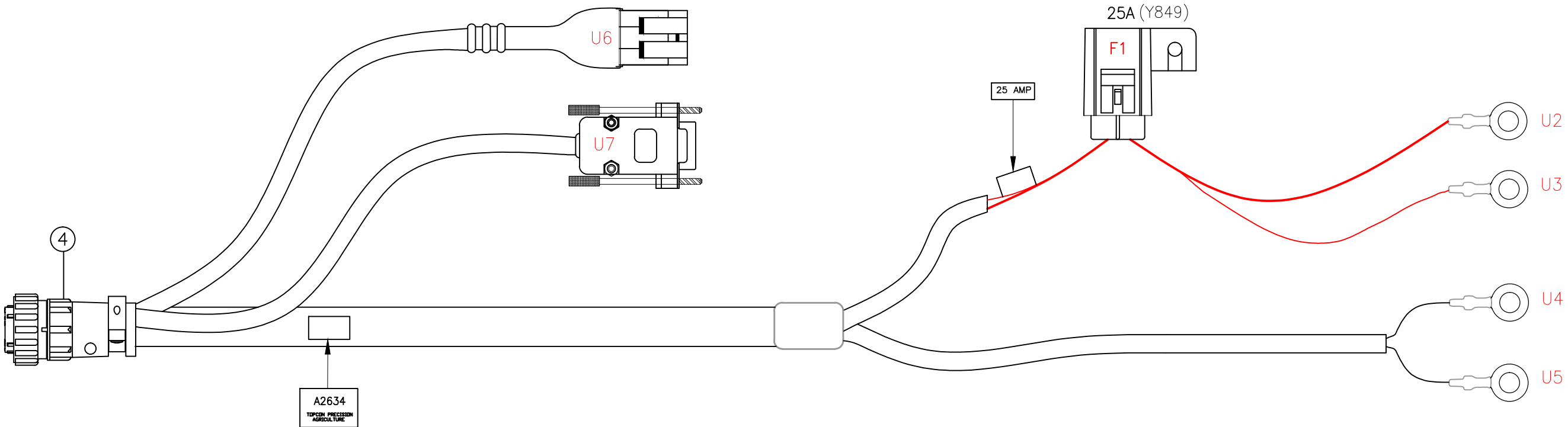
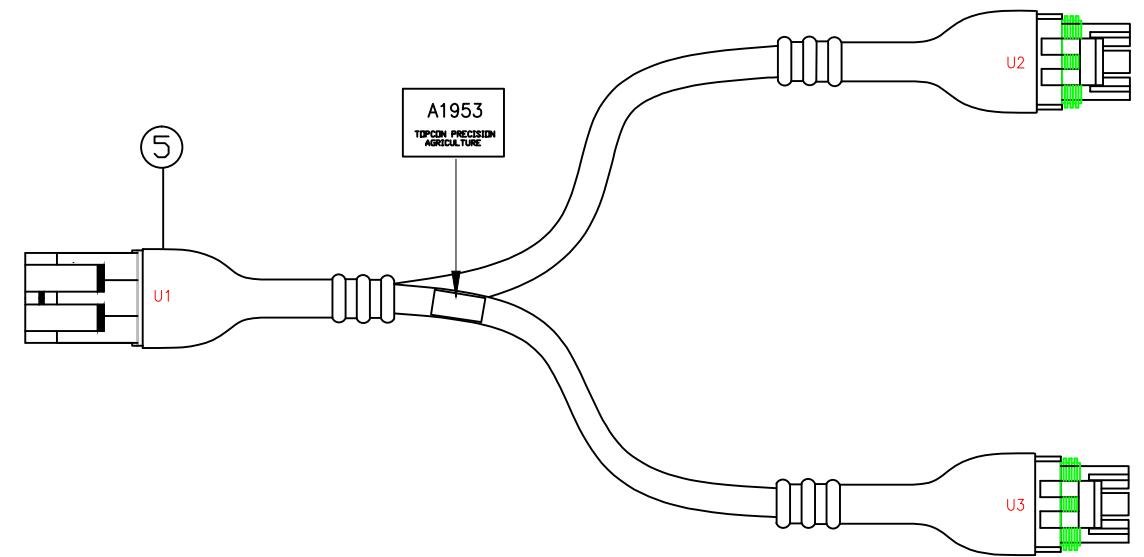

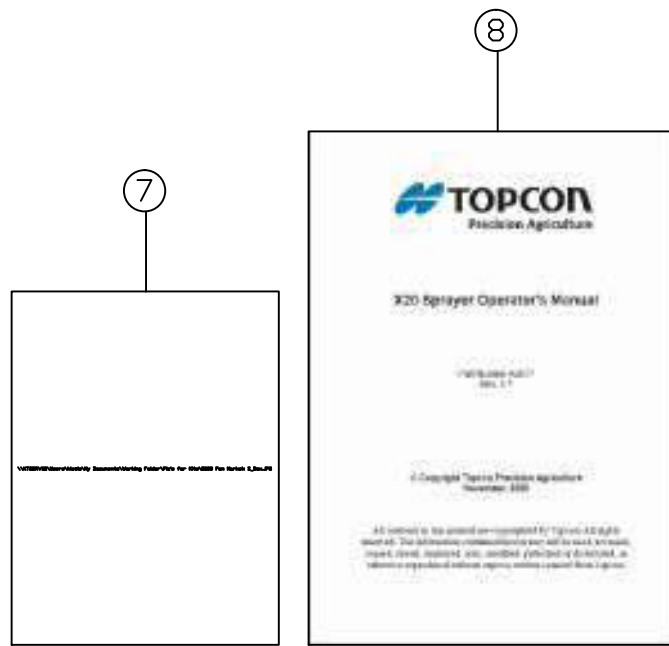


PART NO: A1787

PART OF ASSY:



ITEM	QTY	MATERIAL/DESCRIPTION	DWG. NO.	CODE
1	1	HARDI 5500 SPRAY ECU 9 SECTION	X	A2243
2	1	ZYNX SOFTWARE SPRAYER	X	A924
3	1	SPRAYER SWITCH BOX	X	A1268
4	1	SPRAY ECU POWER/COMM HARNESS	X	A2634
5	1	POWER ADAPTOR/SLPITTER HARNESS	X	A1953
6	1	COMMS CABLE SHIELDED 5M	X	A1734
7	1	FOAM/END NOZZLE SWITCHBOX	X	A1805
8	1	X10 X15 X20 SPRAYRATE MANUAL	X	A2677
9	1	BOX-CARDBOARD-30x30x22cm	X	Z077
10	1	X10 X15 X20 SOFTWARE UPGRADE	X	A2801



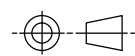
REV	DATE	ECO NO.	DESCRIPTION OF CHANGE	DRWN	APPR'D	MATERIAL	MACHINING TOLERANCES	DRAWN	DATE	PART OF ASSY:	PART NO:	PROJECT:	SHEET SIZE									
1.0	29/02/12	-	PRODUCTION RELEASE	KL			X, +/-1 X.X +/-0.2 X.XX AS STATED ANGULAR ±0.25°	KL	29/02/12		A1787		A3									
							HARNES TOLERANCES 0-300 +5/-3 300-1000 +10/-5 1000-3000 +20/-10 3000-5000 +40/-20 STRIP LENGTHS +0.5/-0						N/A									
													SHEET 1 OF 1									
<table border="0"> <tr> <td> <b>TOPCON</b> Precision Agriculture 14 PARK WAY MAWSON LAKES SOUTH AUSTRALIA 5095                 </td> <td>                 PH:+61(0)882033300 FAX: +611300307205 EMAIL:info@topcon.com www.topcon.com                 </td> </tr> </table>											<b>TOPCON</b> Precision Agriculture 14 PARK WAY MAWSON LAKES SOUTH AUSTRALIA 5095	PH:+61(0)882033300 FAX: +611300307205 EMAIL:info@topcon.com www.topcon.com	TITLE: SPRAYER ELECTRONIC CONTROL		DRAWING NO: 00xxxx		SECURITY CLASS CONFIDENTIAL		DRAWING STANDARD AS1100		REV 1.0	
<b>TOPCON</b> Precision Agriculture 14 PARK WAY MAWSON LAKES SOUTH AUSTRALIA 5095	PH:+61(0)882033300 FAX: +611300307205 EMAIL:info@topcon.com www.topcon.com																					

COPYRIGHT: THIS DRAWING IS THE PROPERTY OF TOPCON PRECISION AGRICULTURE. IT MAY NOT BE REPRODUCED IN WHOLE OR IN PART WITHOUT THEIR WRITTEN PERMISSION

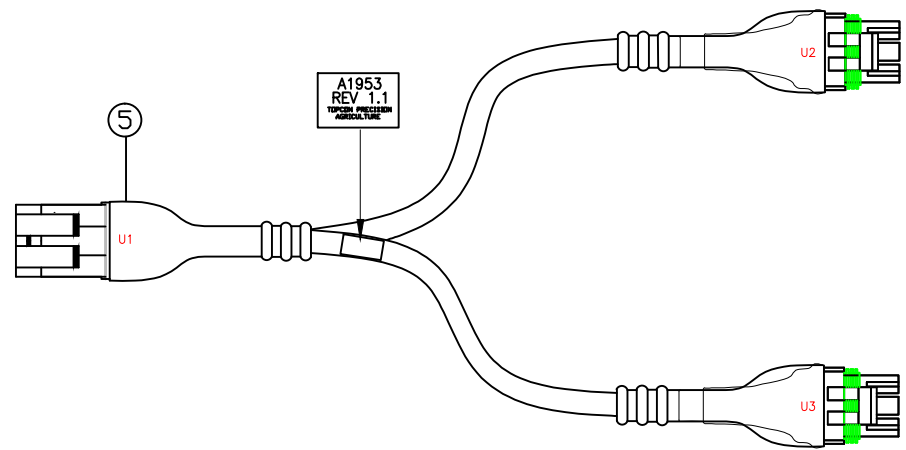
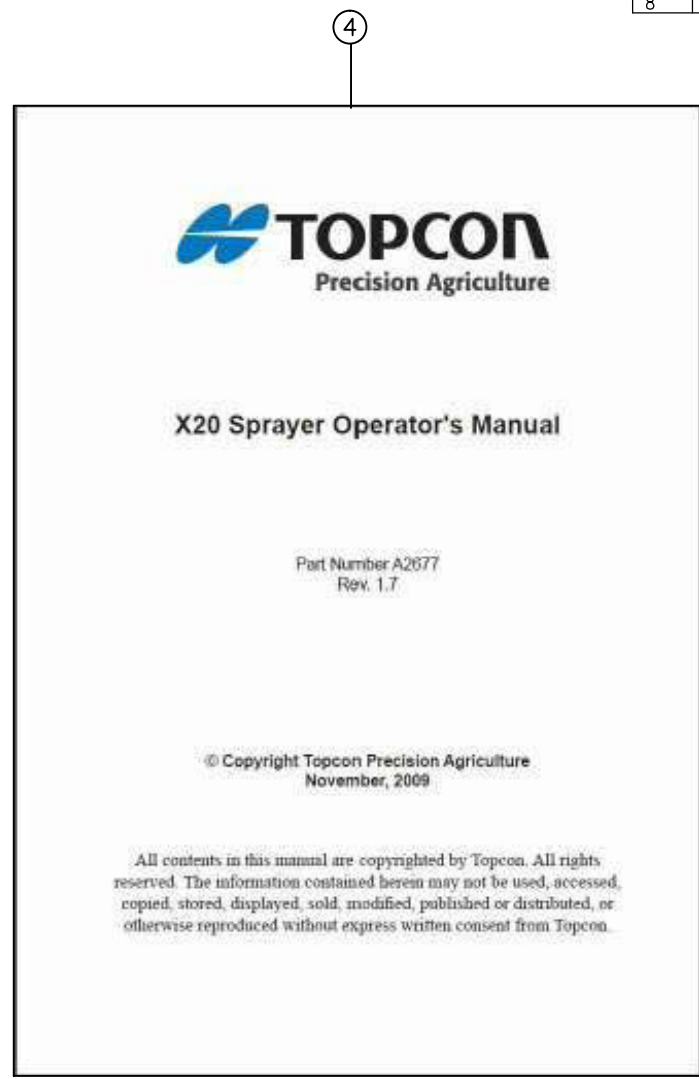
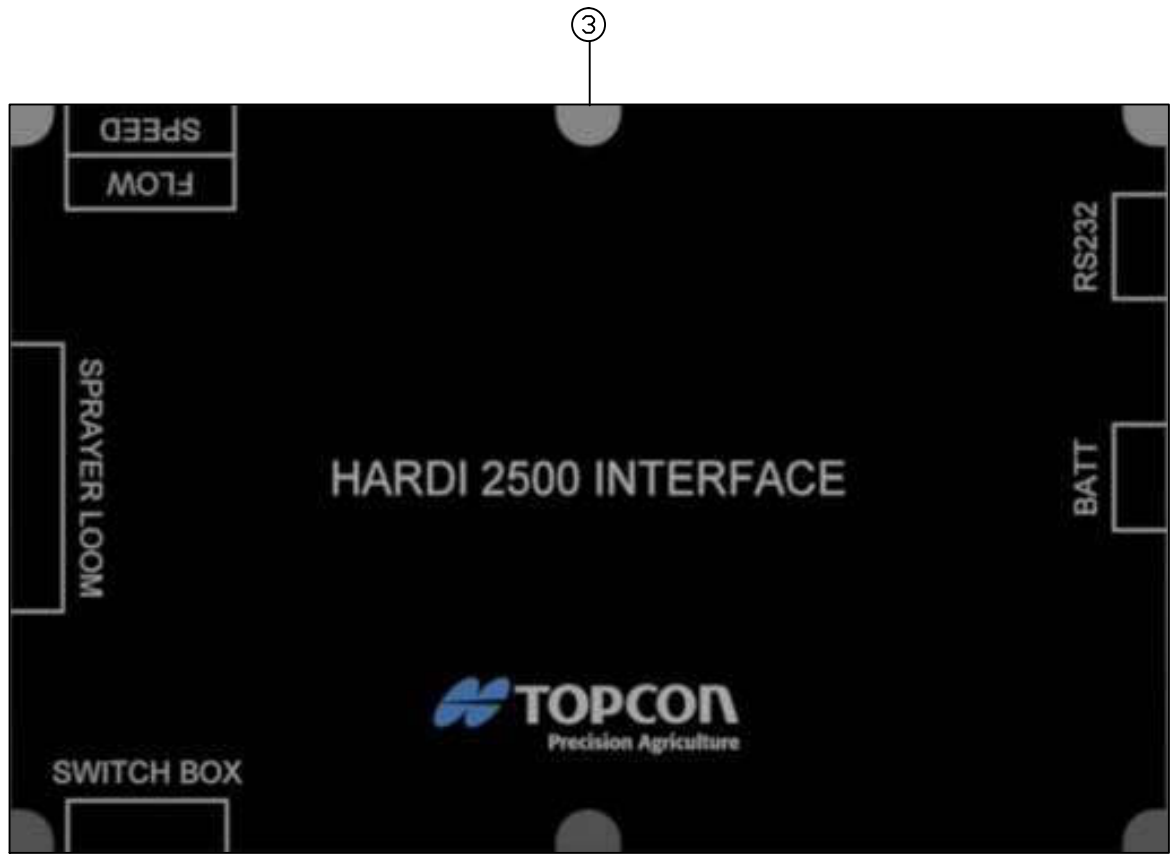
UNLESS OTHERWISE STATED, ALL PRINTED COPIES OF THIS DOCUMENT ARE UNCONTROLLED. REFER TO DRAWING REGISTER FOR LATEST RELEASE

PART NO: A1793

PART OF ASSY:



ITEM	QTY	MATERIAL/DESCRIPTION	DWG. NO.	CODE
1	1	SPRAYER SWITCH BOX	X	A1268
2	1	COMMS CABLE SHIELDED 5M	X	A1734
3	1	HARDI 2500 SPRAYER INTERFACE	X	A1809
4	1	X10 X15 X20 SPRAYRATE MANUAL	X	A2677
5	1	POWER ADAPTOR/SPLITTER HARNESS	X	A1953
6	1	X10 X15 X20 SOFTWARE UPGRADE	X	A2801
7	1	ZYNX SOFTWARE SPRAYER	X	A924
8	1	BOX-CARDBOARD-53x35x27cm	X	Z025



REV	DATE	ECO NO.	DESCRIPTION OF CHANGE	DRWN	APPR'D	MATERIAL	MACHINING TOLERANCES	DRAWN	DATE	PART OF ASSY:	PART NO:	PROJECT:	SHEET SIZE									
1.0	01/03/12	-	PRODUCTION RELEASE	KL			X X.X +/-1 X.XX +/-0.2 X.XX AS STATED ANGULAR ±0.25°	KL	01/03/12		A1793		A3									
							HARNES TOLERANCES 0-300 +5/-3 300-1000 +10/-5 1000-3000 +20/-10 3000-5000 +40/-20 STRIP LENGTHS +0.5/-0						N/A									
													SHEET 1 OF 1									
<table border="0"> <tr> <td> <b>TOPCON</b> Precision Agriculture 14 PARK WAY MAWSON LAKES SOUTH AUSTRALIA 5095                 </td> <td>                     PH:+61(0)882033300                      FAX: +611300307205                      EMAIL:info@topcon.com                      www.topcon.com                 </td> </tr> </table>											<b>TOPCON</b> Precision Agriculture 14 PARK WAY MAWSON LAKES SOUTH AUSTRALIA 5095	PH:+61(0)882033300 FAX: +611300307205 EMAIL:info@topcon.com www.topcon.com	TITLE: SPRAYER ELECTRONIC CONTROL		DRAWING NO: 00XXXX		SECURITY CLASS CONFIDENTIAL		DRAWING STANDARD AS1100		REV 1.0	
<b>TOPCON</b> Precision Agriculture 14 PARK WAY MAWSON LAKES SOUTH AUSTRALIA 5095	PH:+61(0)882033300 FAX: +611300307205 EMAIL:info@topcon.com www.topcon.com																					

COPYRIGHT: THIS DRAWING IS THE PROPERTY OF TOPCON PRECISION AGRICULTURE. IT MAY NOT BE REPRODUCED IN WHOLE OR IN PART WITHOUT THEIR WRITTEN PERMISSION

UNLESS OTHERWISE STATED, ALL PRINTED COPIES OF THIS DOCUMENT ARE UNCONTROLLED. REFER TO DRAWING REGISTER FOR LATEST RELEASE

# ***System 200***

## ***X20 Spray Control***

### ***Options***

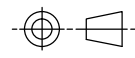


#### **Contents**

- A1268
- A1679

PART NO: XX

PART OF ASSY: XX



ITEM	QTY	MATERIAL/DESCRIPTION	DWG. NO.	CODE
1	1	X	X	X



COPYRIGHT: THIS DRAWING IS THE PROPERTY OF TOPCON PRECISION AGRICULTURE. IT MAY NOT BE REPRODUCED IN WHOLE OR IN PART WITHOUT THEIR WRITTEN PERMISSION

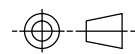
UNLESS OTHERWISE STATED, ALL PRINTED COPIES OF THIS DOCUMENT ARE UNCONTROLLED. REFER TO DRAWING REGISTER FOR LATEST RELEASE

REV	DATE	ECO NO.	DESCRIPTION OF CHANGE	DRWN	APPR'D	MATERIAL	MACHINING TOLERANCES	DRAWN	DATE	PART OF ASSY:	PART NO:	PROJECT:	SHEET SIZE	
							X X.X +/-1 X.XX +/-0.2 X.XX AS STATED ANGULAR ±0.25°	XXX	XX/XX/XX	XX	XX		A3	
							HARNES TOLERANCES 0-300 +5/-3 300-1000 +10/-5 1000-3000 +20/-10 3000-5000 +40/-20 STRIP LENGTHES +0.5/-0	CHECKED XXX	DATE XX/XX/XX	MACHINE FINISH 3.2 ALL ROUND UNLESS OTHERWISE STATED	XX		SCALE N/A	
								ENG APPROVAL XXX	DATE XX/XX/XX	DO NOT SCALE UNLESS OTHERWISE STATED ALL DIMENSIONS ARE IN MILLIMETRES	XX		SHEET 1 OF 1	
								14 PARK WAY MAWSON LAKES SOUTH AUSTRALIA 5095		PH:+61(0)882033300 FAX: +611300307205 EMAIL:info@topcon.com www.topcon.com	DRAWING NO: 00XXXX	SECURITY CLASS CONFIDENTIAL	DRAWING STANDARD AS1100	REV 1.0



PART NO: A1679

PART OF ASSY:



ITEM	QTY	MATERIAL/DESCRIPTION	DWG. NO.	CODE
1	1	MANUAL MAPLINK VRC	X	A1888
2	1	CD, MAPLINK SOFTWARE	X	A3781
3	1	WARRANTY CARD, AG UNIVERSAL	X	AGW289
4	1	RESEALABLE BAG 180x240	X	Z028

## A3781 MAPLINK Variable Rate Control Software Package V1.0

**MAPLINK Software V2.0.6.0**  
**QUICKMAP Software V1.4.1.0**  
**GDX Viewer Software V3.2.0.0**  
**MAPLINK User Manual V1.4**  
**Console Software Upgrade**  
**Procedures Manual V1.4**

Part No: A3781

## Maplink Variable Rate Control Operators Manual

Part Number A1888  
Rev. 1.4

© Copyright Topcon Precision Agriculture  
March, 2008

All contents in this manual are copyrighted by Topcon. All rights reserved. The information contained herein may not be used, accessed, copied, stored, displayed, sold, modified, published or distributed, or otherwise reproduced without express written consent from Topcon.

perforation — — perforation

fold — — fold

fold — — fold

COPYRIGHT: THIS DRAWING IS THE PROPERTY OF TOPCON PRECISION AGRICULTURE. IT MAY NOT BE REPRODUCED IN WHOLE OR IN PART WITHOUT THEIR WRITTEN PERMISSION

UNLESS OTHERWISE STATED, ALL PRINTED COPIES OF THIS DOCUMENT ARE UNCONTROLLED. REFER TO DRAWING REGISTER FOR LATEST RELEASE

REV	DATE	ECO NO.	DESCRIPTION OF CHANGE	DRWN	APPR'D	MATERIAL	MACHINING TOLERANCES	DRAWN	DATE	PART OF ASSY:	PART NO:	PROJECT:	SHEET SIZE
1.0	27/02/12	-	PRODUCTION RELEASE	KL			X X.X +/-1 X.XX +/-0.2 X.XX AS STATED ANGULAR ±0.25°	KL	27/02/12		A1679		A3
						FINISH	HARNES TOLERANCES 0-300 +5/-3 300-1000 +10/-5 1000-3000 +20/-10 3000-5000 +40/-20 STRIP LENGTHS +0.5/-0	CHECKED	DATE	MACHINE FINISH			SCALE
								ENG APPROVAL	DATE	ALL ROUND UNLESS OTHERWISE STATED	DO NOT SCALE UNLESS OTHERWISE STATED ALL DIMENSIONS ARE IN MILLIMETRES		N/A
											SOFTWARE, MAPLINK MULTILAYER		SHEET
													1 OF 1
											DRAWING NO: 00XXXX	SECURITY CLASS CONFIDENTIAL	REV
												DRAWING STANDARD AS1100	1.0

14 PARK WAY  
 MAWSON LAKES  
 SOUTH AUSTRALIA  
 5095  
 PH: +61(0)882033300  
 FAX: +611300307205  
 EMAIL: info@topcon.com  
 www.topcon.com

# *System 200*

## *CropSpec Kits*

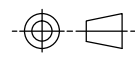


### **Contents**


- AGA3839
- AGA5048

PART NO: AGA3839

PART OF ASSY:

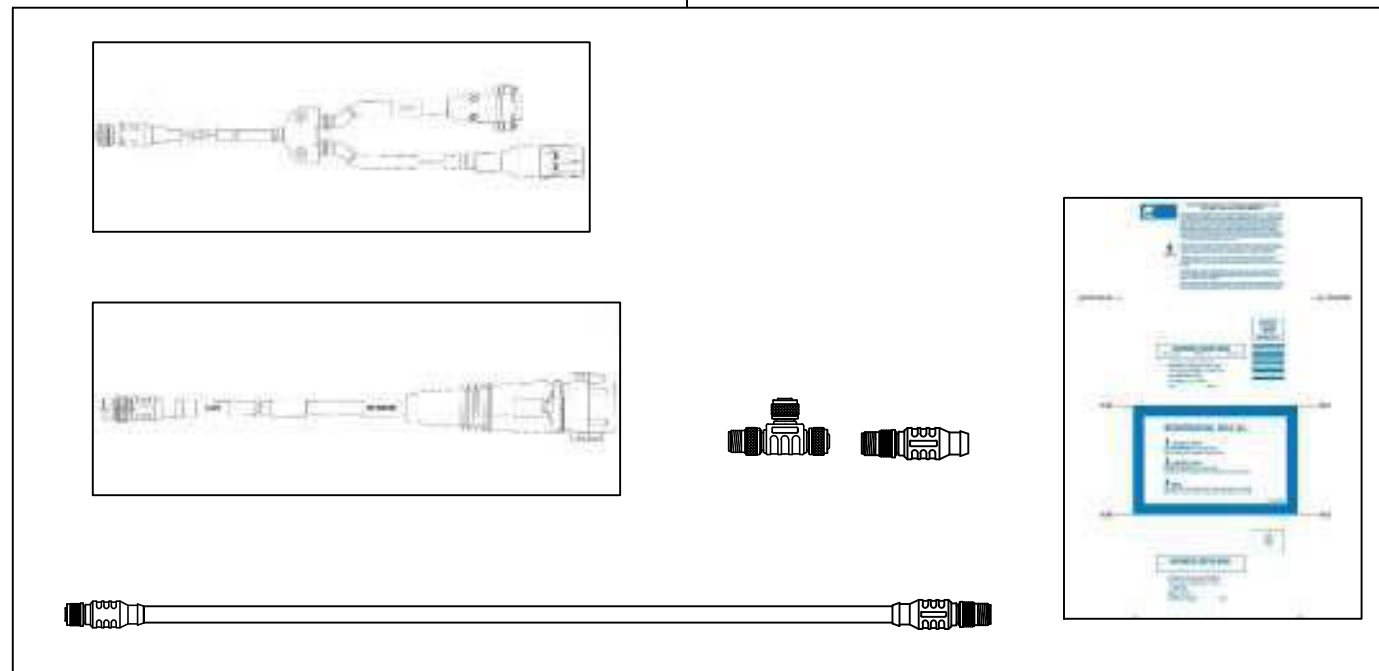


6




ITEM	QTY	MATERIAL/DESCRIPTION	DWG. NO.	CODE
1	2	CROP SPEC SENSOR	X	AGA3838
2	1	CROP SPEC HARNESS KIT	X	AGA3835
3	1	CROP SPEC QUICK REF GUIDE	X	AGA3841
4	1	CROP SPEC INSTALLATION SHEET	X	AGA3842
5	1	WARRANTY CARD, AG UNIVERSAL	X	AGW289
6	1	KIT, CROP SPEC QUICK MNT ADAPT	X	AGA3861
7	1	MANUAL, CROP SPEC OPERATORS	X	AGA3946
8	1	BOX, CARDBOARD 53x35x27CM	X	Z025

2



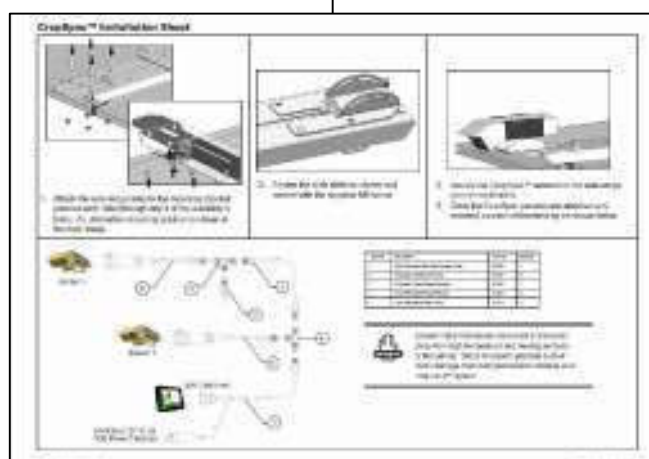
1



3



4



5



7



REV	DATE	ECO NO.	DESCRIPTION OF CHANGE	DRWN	APPR'D	MATERIAL	MACHINING TOLERANCES	DRAWN	DATE	PART OF ASSY:	PART NO:	PROJECT:	SHEET SIZE
1.0	8/05/13	923	ORIGINAL RELEASE	KL			X X.X +/−1 X.XX +/−0.2 X.XXX AS STATED ANGULAR ±0.25°	KL	8/03/13		AGA3839		A3
							HARNES TOLERANCES 0-300 +5/-3 300-1000 +10/-5 1000-3000 +20/-10 3000-5000 +40/-20 STRIP LENGTHS +0.5/-0						N/A
													SHEET 1 OF 1
													REV 1.0

COPYRIGHT: THIS DRAWING IS THE PROPERTY OF TOPCON PRECISION AGRICULTURE. IT MAY NOT BE REPRODUCED IN WHOLE OR IN PART WITHOUT THEIR WRITTEN PERMISSION

UNLESS OTHERWISE STATED, ALL PRINTED COPIES OF THIS DOCUMENT ARE UNCONTROLLED. REFER TO DRAWING REGISTER FOR LATEST RELEASE

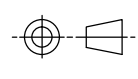
14 PARK WAY  
 MAWSON LAKES  
 SOUTH AUSTRALIA  
 5095  
 PH: +61(0)882033300  
 FAX: +611300307205  
 EMAIL: info@topcon.com  
 www.topcon.com

TITLE: KIT, CROP SPEC  
 2 SENSORS  
 DRAWING NO: 004240  
 SECURITY CLASS: CONFIDENTIAL  
 DRAWING STANDARD: AS1100



PART NO: AGA5048

PART OF ASSY:

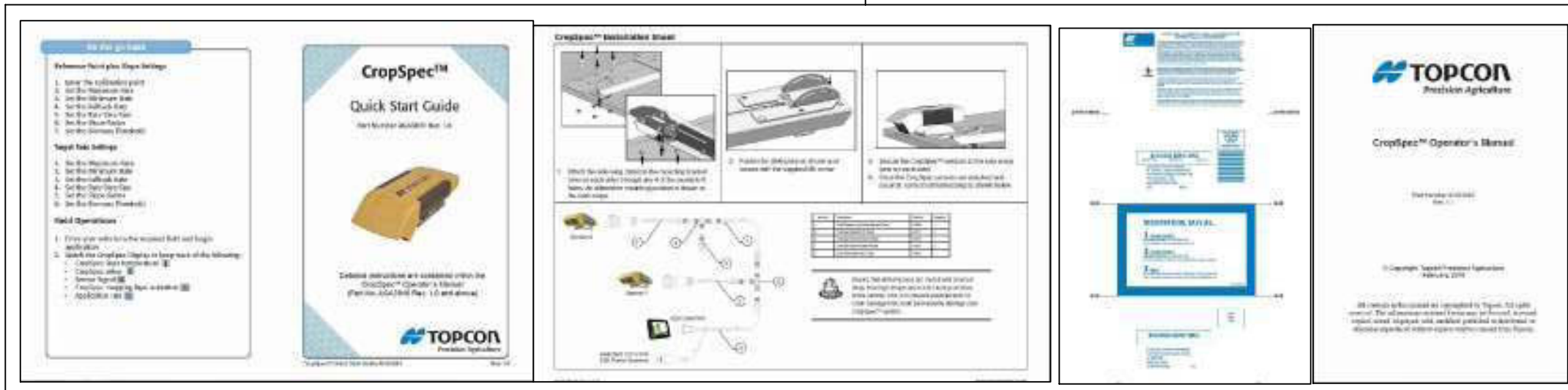


2

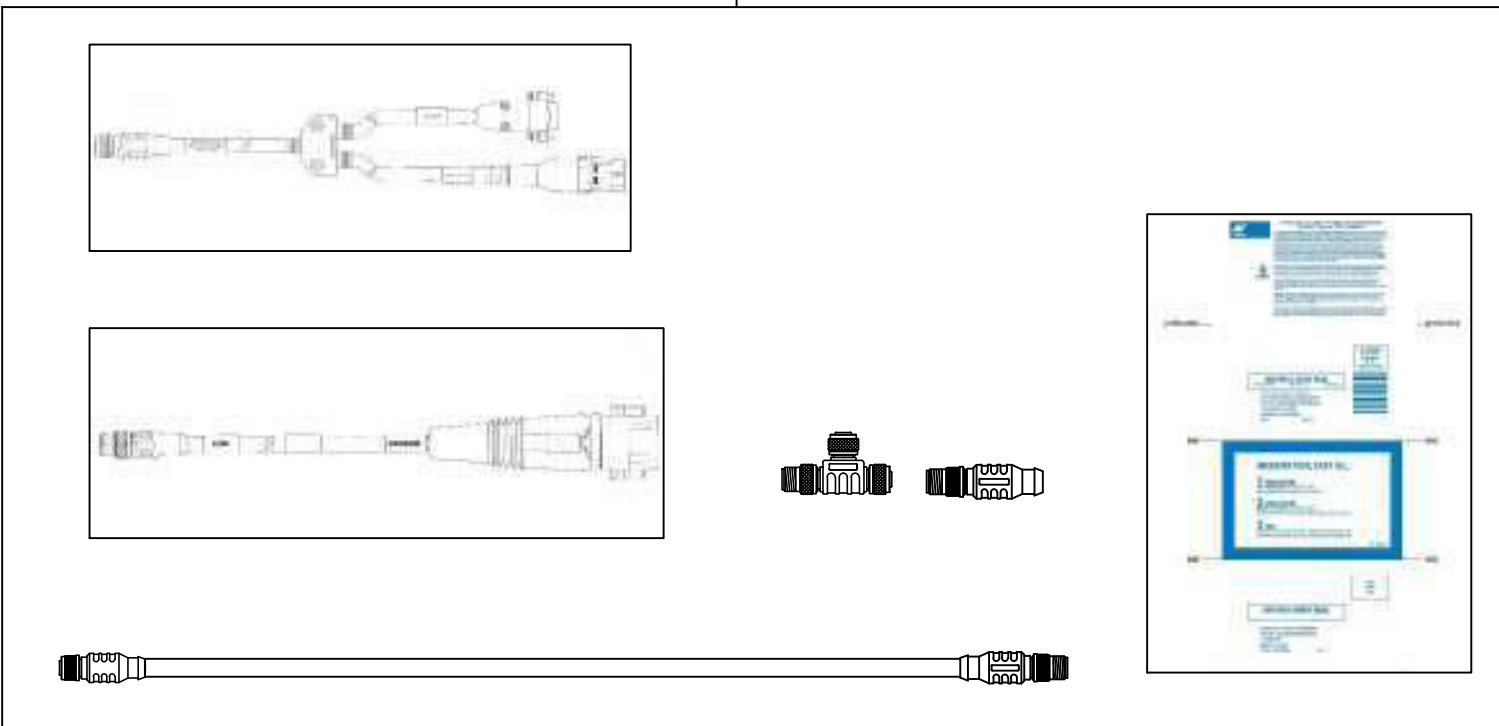


ITEM	QTY	MATERIAL/DESCRIPTION	DWG. NO.	CODE
1	1	CROP SPEC HARNESS KIT	X	AGA3835
2	1	CROP SPEC SENSOR	X	AGA3838
3	1	KIT, CROP SPEC QUICK MOUNT ADAPTOR	X	AGA3861
4	1	INSTALL GUIDE_CROP SPEC KIT	X	AGA5093
5	1	BOX, CARDBOARD	X	Z025


4



1



3



REV	DATE	ECO NO.	DESCRIPTION OF CHANGE	DRWN	APPR'D	MATERIAL	MACHINING TOLERANCES	DRAWN	DATE	PART OF ASSY:	PART NO:	PROJECT:	SHEET SIZE				
1.0	8/05/13	923	ORIGINAL RELEASE	KL			X, X.X, X.XX AS STATED ANGULAR ±0.25°	KL	8/05/13		AGA5048		A3				
							HARNESS TOLERANCES 0-300 +5/-3 300-1000 +10/-5 1000-3000 +20/-10 3000-5000 +40/-20 STRIP LENGTHS +0.5/-0						N/A				
						FINISH							SHEET 1 OF 1				
<table border="0"> <tr> <td> <b>TOPCON</b> Precision Agriculture 14 PARK WAY MAWSON LAKES SOUTH AUSTRALIA 5095 PH: +61(0)882033300 FAX: +611300307205 EMAIL: info@topcon.com www.topcon.com                 </td> <td>                     DO NOT SCALE UNLESS OTHERWISE STATED ALL DIMENSIONS ARE IN MILLIMETRES MACHINE FINISH 3.2 ALL ROUND UNLESS OTHERWISE STATED                 </td> </tr> </table>											<b>TOPCON</b> Precision Agriculture 14 PARK WAY MAWSON LAKES SOUTH AUSTRALIA 5095 PH: +61(0)882033300 FAX: +611300307205 EMAIL: info@topcon.com www.topcon.com	DO NOT SCALE UNLESS OTHERWISE STATED ALL DIMENSIONS ARE IN MILLIMETRES MACHINE FINISH 3.2 ALL ROUND UNLESS OTHERWISE STATED	TITLE: KIT, CROP SPEC 1 SENSOR	DRAWING NO: 004088	SECURITY CLASS CONFIDENTIAL	DRAWING STANDARD AS1100	REV 1.0
<b>TOPCON</b> Precision Agriculture 14 PARK WAY MAWSON LAKES SOUTH AUSTRALIA 5095 PH: +61(0)882033300 FAX: +611300307205 EMAIL: info@topcon.com www.topcon.com	DO NOT SCALE UNLESS OTHERWISE STATED ALL DIMENSIONS ARE IN MILLIMETRES MACHINE FINISH 3.2 ALL ROUND UNLESS OTHERWISE STATED																

COPYRIGHT: THIS DRAWING IS THE PROPERTY OF TOPCON PRECISION AGRICULTURE. IT MAY NOT BE REPRODUCED IN WHOLE OR IN PART WITHOUT THEIR WRITTEN PERMISSION

UNLESS OTHERWISE STATED, ALL PRINTED COPIES OF THIS DOCUMENT ARE UNCONTROLLED. REFER TO DRAWING REGISTER FOR LATEST RELEASE



# *System 200*

## *AgCam Kit*

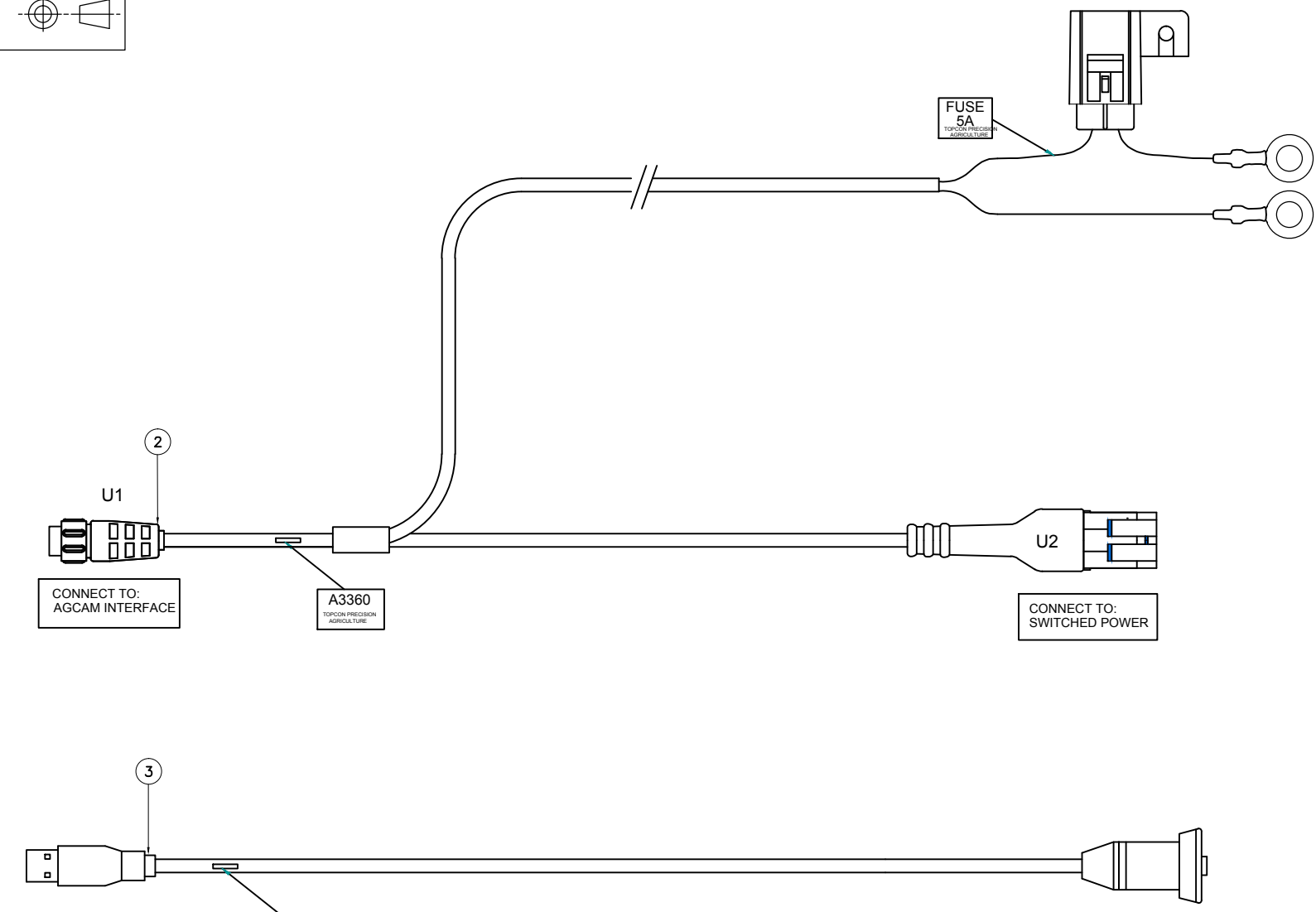
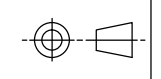


### **Contents**

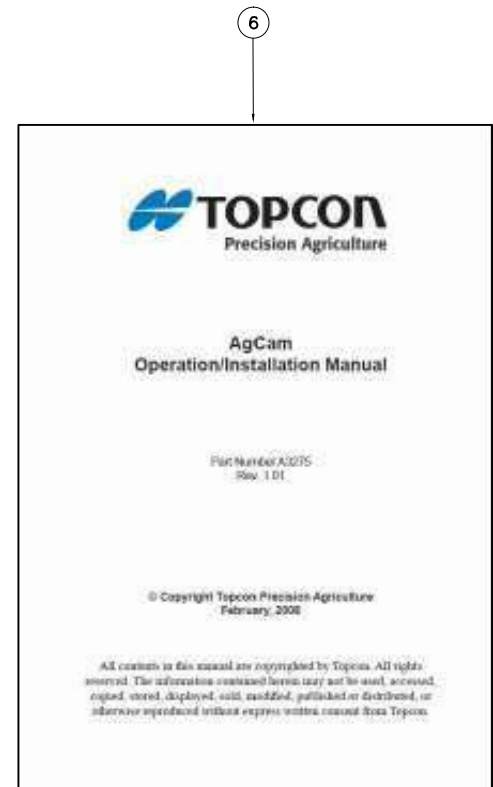

- AGA3274
- A3393

PART NO: A3274

PART OF ASSY:



ITEM	QTY	MATERIAL/DESCRIPTION	DWG. NO.	CODE
1	1	AGCAM INTERFACE COMPLETE	X	A3358
2	1	AGCAM POWER HARNESS, 5M	X	A3360
3	1	H/DUTY USB CABLE W/P B TO A 5M	X	A3366
4	1	POWER ADAPTOR/SPLITTER HARNESS	X	A1953
5	1	AGCAM SINGLE CAMERA KIT	X	A3393
6	1	AGCAM OPERATION/INSTALLATION	X	A3275
7	20	CABLE TIE 160x2.6mm BLACK	X	Y216
8	1	WARRANTY CARD, AG UNIVERSAL	X	AGW289

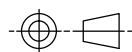


REV	DATE	ECO NO.	DESCRIPTION OF CHANGE	DRWN	APPR'D	MATERIAL	MACHINING TOLERANCES	DRAWN	DATE	PART OF ASSY:	PART NO:	PROJECT:	SHEET SIZE
1.1.0	21/09/12	-	ORIGINAL RELEASE	KL			X, +/-1 X.X +/-0.2 X.XX AS STATED ANGULAR ±0.25°	KL	21/09/12		A3274		A3
							HARNES TOLERANCES 0-300 +5/-3 300-1000 +10/-5 1000-3000 +20/-10 3000-5000 +40/-20 STRIP LENGTHS +0.5/-0						N/A
													SHEET 1 OF 2
													REV 1.1.0

COPYRIGHT: THIS DRAWING IS THE PROPERTY OF TOPCON PRECISION AGRICULTURE. IT MAY NOT BE REPRODUCED IN WHOLE OR IN PART WITHOUT THEIR WRITTEN PERMISSION

UNLESS OTHERWISE STATED, ALL PRINTED COPIES OF THIS DOCUMENT ARE UNCONTROLLED. REFER TO DRAWING REGISTER FOR LATEST RELEASE

PART NO: A3393



PART OF ASSY:

ITEM	QTY	MATERIAL/DESCRIPTION	DWG. NO.	CODE
1	1	AGCAM SINGLE CAMERA W/CABLES	X	K081
2	1	U25 FERRITE CABLE SUPPRESION	X	Y1008



COPYRIGHT: THIS DRAWING IS THE PROPERTY OF TOPCON PRECISION AGRICULTURE. IT MAY NOT BE REPRODUCED IN WHOLE OR IN PART WITHOUT THEIR WRITTEN PERMISSION

UNLESS OTHERWISE STATED, ALL PRINTED COPIES OF THIS DOCUMENT ARE UNCONTROLLED. REFER TO DRAWING REGISTER FOR LATEST RELEASE

REV	DATE	ECO NO.	DESCRIPTION OF CHANGE	DRWN	APPR'D	MATERIAL	MACHINING TOLERANCES	DRAWN	DATE	PART OF ASSY:	PART NO:	PROJECT:	SHEET SIZE		
1.0	7/06/12	-	ORIGINAL RELEASE	KL			X, +/-1 X.X +/-0.2 X.XX AS STATED ANGULAR ±0.25°	KL	7/06/12		A3393		A3		
						FINISH	HARNES TOLERANCES 0-300 +5/-3 300-1000 +10/-5 1000-3000 +20/-10 3000-5000 +40/-20 STRIP LENGTHES +0.5/-0						N/A		
<table border="0"> <tr> <td>                 MACHINING TOLERANCES                  X, +/-1                  X.X +/-0.2                  X.XX AS STATED                  ANGULAR ±0.25°             </td> <td>                 DO NOT SCALE                  UNLESS OTHERWISE                  STATED ALL DIMENSIONS                  ARE IN MILLIMETRES             </td> </tr> </table>											MACHINING TOLERANCES X, +/-1 X.X +/-0.2 X.XX AS STATED ANGULAR ±0.25°	DO NOT SCALE UNLESS OTHERWISE STATED ALL DIMENSIONS ARE IN MILLIMETRES	TITLE: AGCAM SINGLE CAMERA KIT WITH CABLES PAL		SHEET 1 OF 1
MACHINING TOLERANCES X, +/-1 X.X +/-0.2 X.XX AS STATED ANGULAR ±0.25°	DO NOT SCALE UNLESS OTHERWISE STATED ALL DIMENSIONS ARE IN MILLIMETRES														
TOPCON Precision Agriculture								14 PARK WAY MAWSON LAKES SOUTH AUSTRALIA 5095		PH:+61(0)882033300 FAX: +611300307205 EMAIL:info@topcon.com www.topcon.com		DRAWING NO: 00XXXX	SECURITY CLASS CONFIDENTIAL	DRAWING STANDARD AS1100	REV 1.0